



# **Monthly Financial Reports**

**For Period Ending  
March 31, 2015**

# City of Rockport

## Summary of Revenues and Expenditures as of March 31, 2015

6th month in Fiscal year 2014-2015 or 50% completed as of March 31, 2015

- **Current Property Tax collection is above budget at 95.57%**
- **Building Permits are below budget at 48.32%**
- **Interest rates are below budget at 47.23%**
- **Water sales are at 41.99%, Sewer sales are at 45.04%**
- **Natural gas sales are at 58.07%**
- **Bay Education Center expenses are at \$35,953.01 which is 75.22% of total budget.**

### Revenues

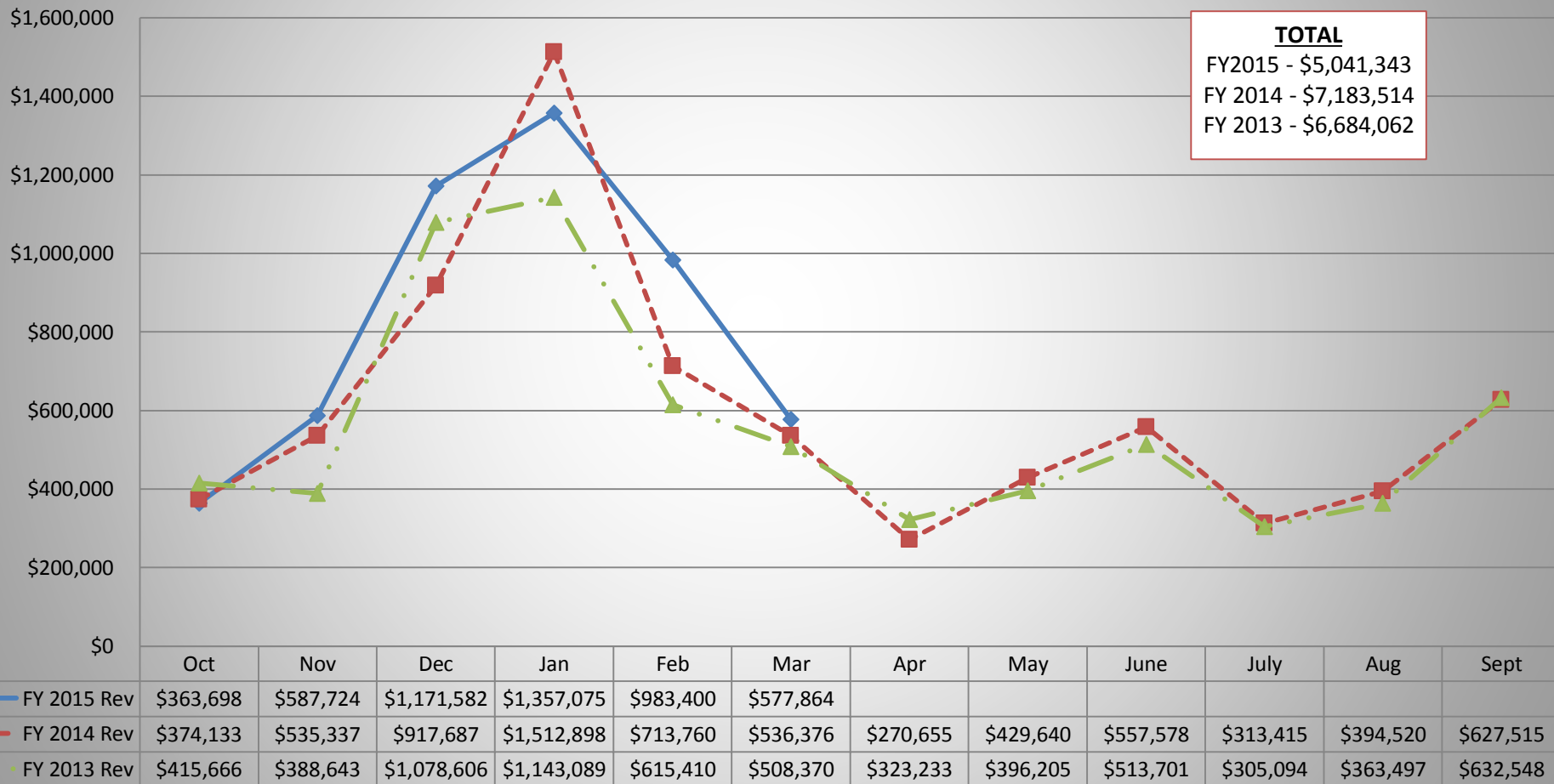
### Expenditures

FUND	FY 2015 Budget	FY 2015 Actual	% of FY 2015 Budget	FY 2015 Budget	FY 2015 Actual	% of FY 2015 Budget
General Fund	\$7,825,045	\$5,041,343	64.43%	\$7,789,136	\$3,624,825	46.54%
Utility Sys. Fund	\$9,776,727	\$4,299,120	43.97%	\$9,917,256	\$4,576,791	46.15%
Natural Gas Fund	\$2,191,334	\$1,275,213	58.19%	\$2,203,361	\$1,002,907	45.52%
Community Aquatic Ctr.	\$281,827	\$86,128	30.56%	\$281,827	\$114,283	40.55%
Hotel-Motel Tax Fund	\$695,000	\$417,237	60.03%	\$661,502	\$245,124	37.06%

# City of Rockport

## General Fund Revenues as of March 31, 2015

### General Fund Revenues

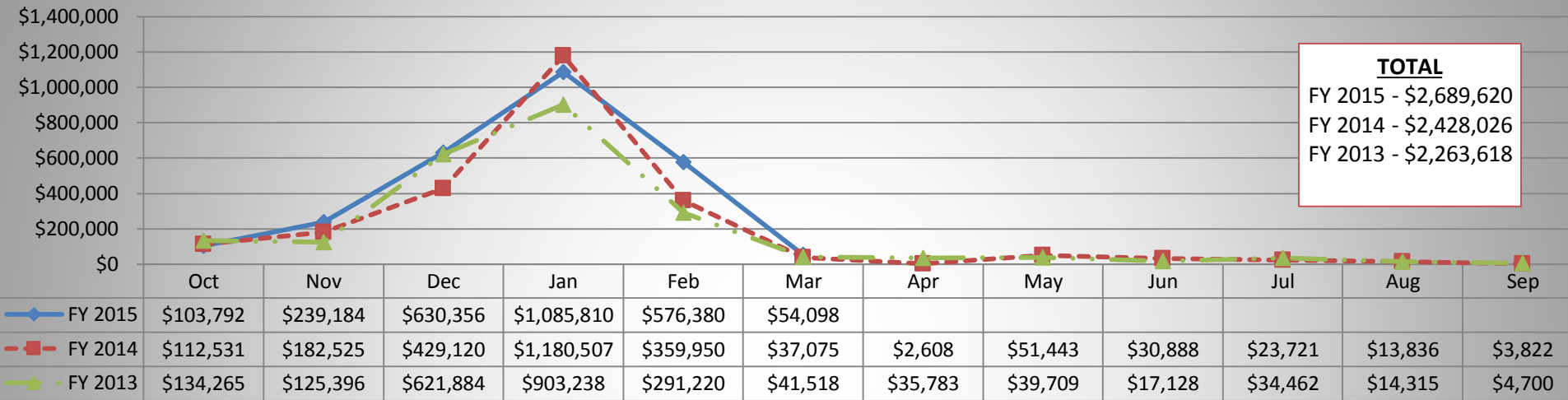


➤ **Revenues will increase in December, January and February due to collection of the Ad Valorem Taxes**

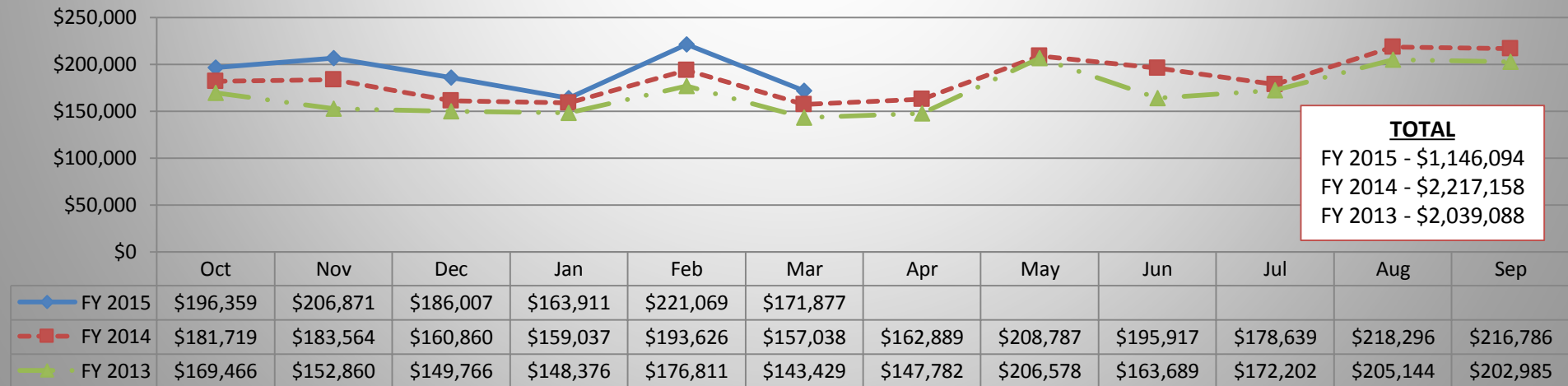
# City of Rockport

## General Fund Revenues as of March 31, 2015

### Ad Valorem Tax Revenue

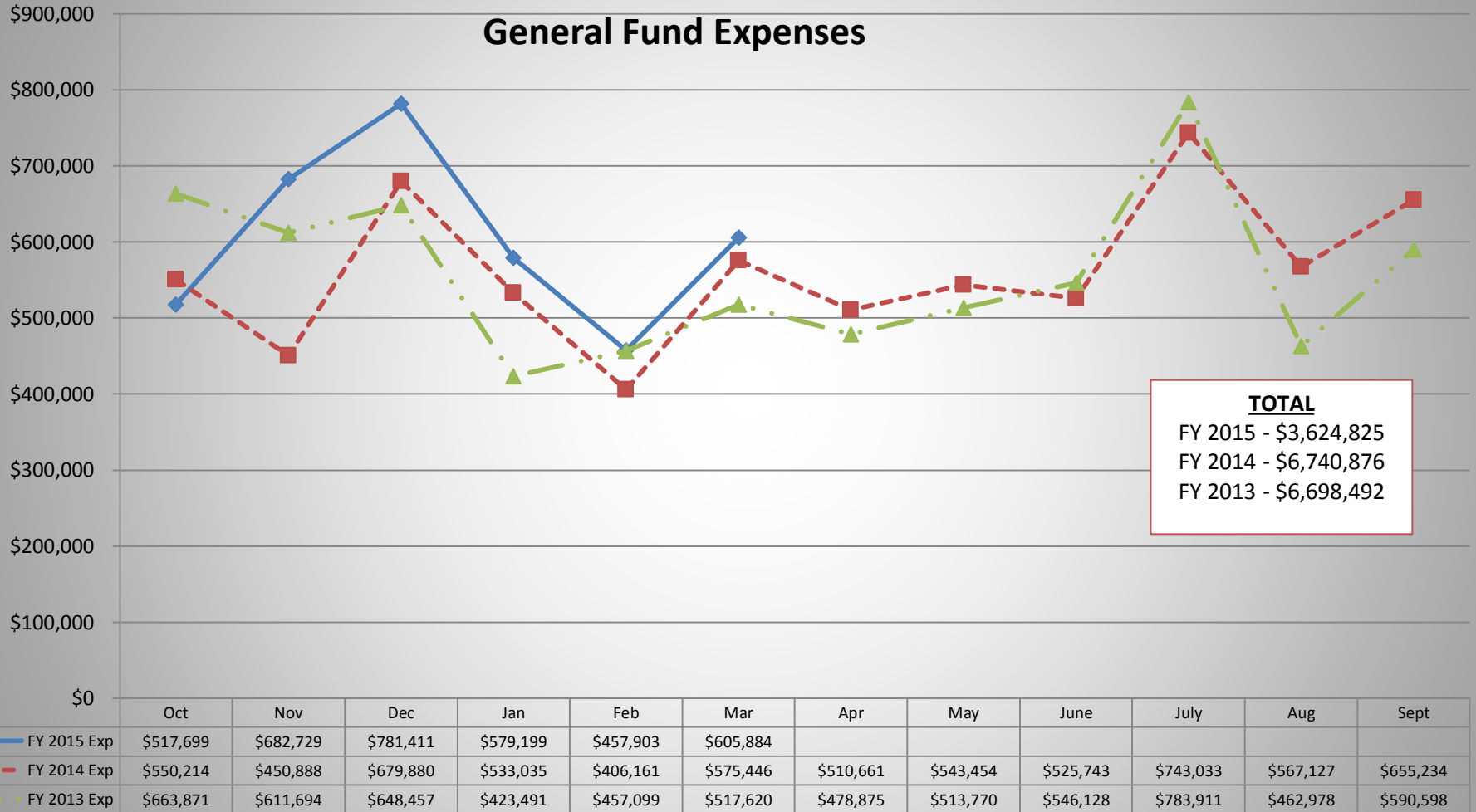


### Sales Tax Revenue



# City of Rockport

## General Fund Expenditures as of March 31, 2015

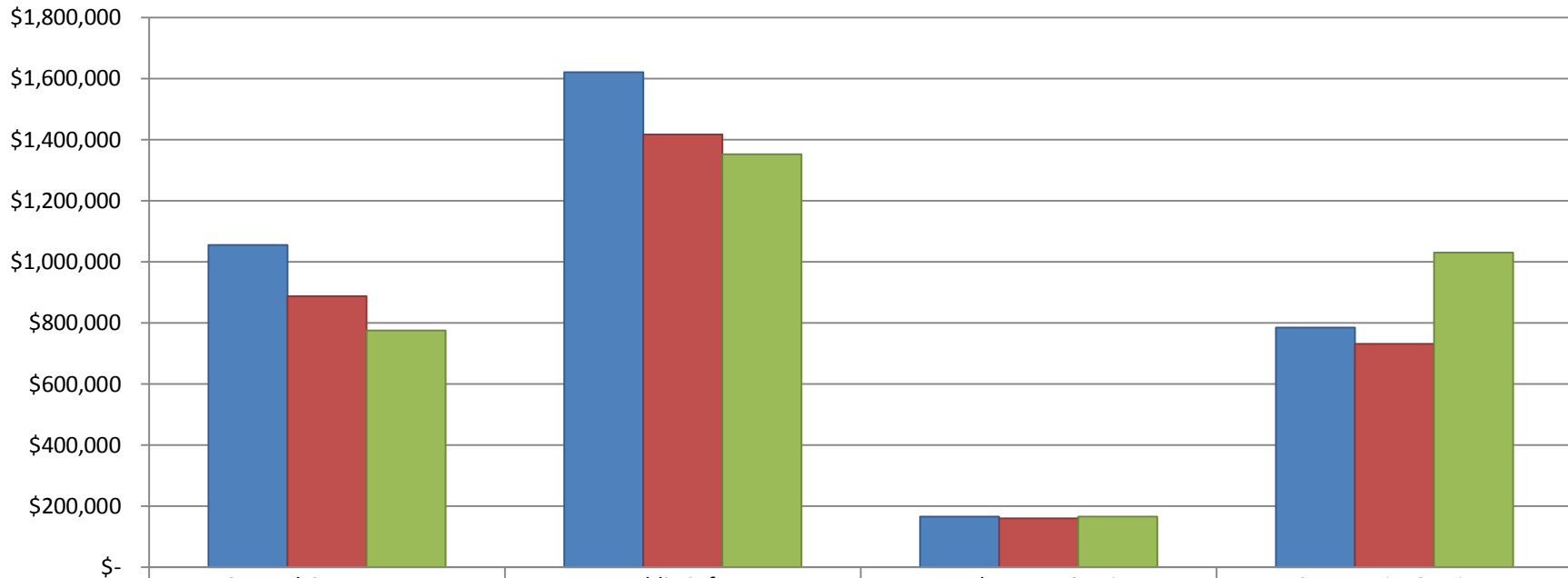


➤ Expenditures in a given month will vary from year to year due to variability of timing of when payment requests are received and paid.

# City of Rockport

## General Fund Expenditures as of March 31, 2015

### General Fund Expenditures Comparison



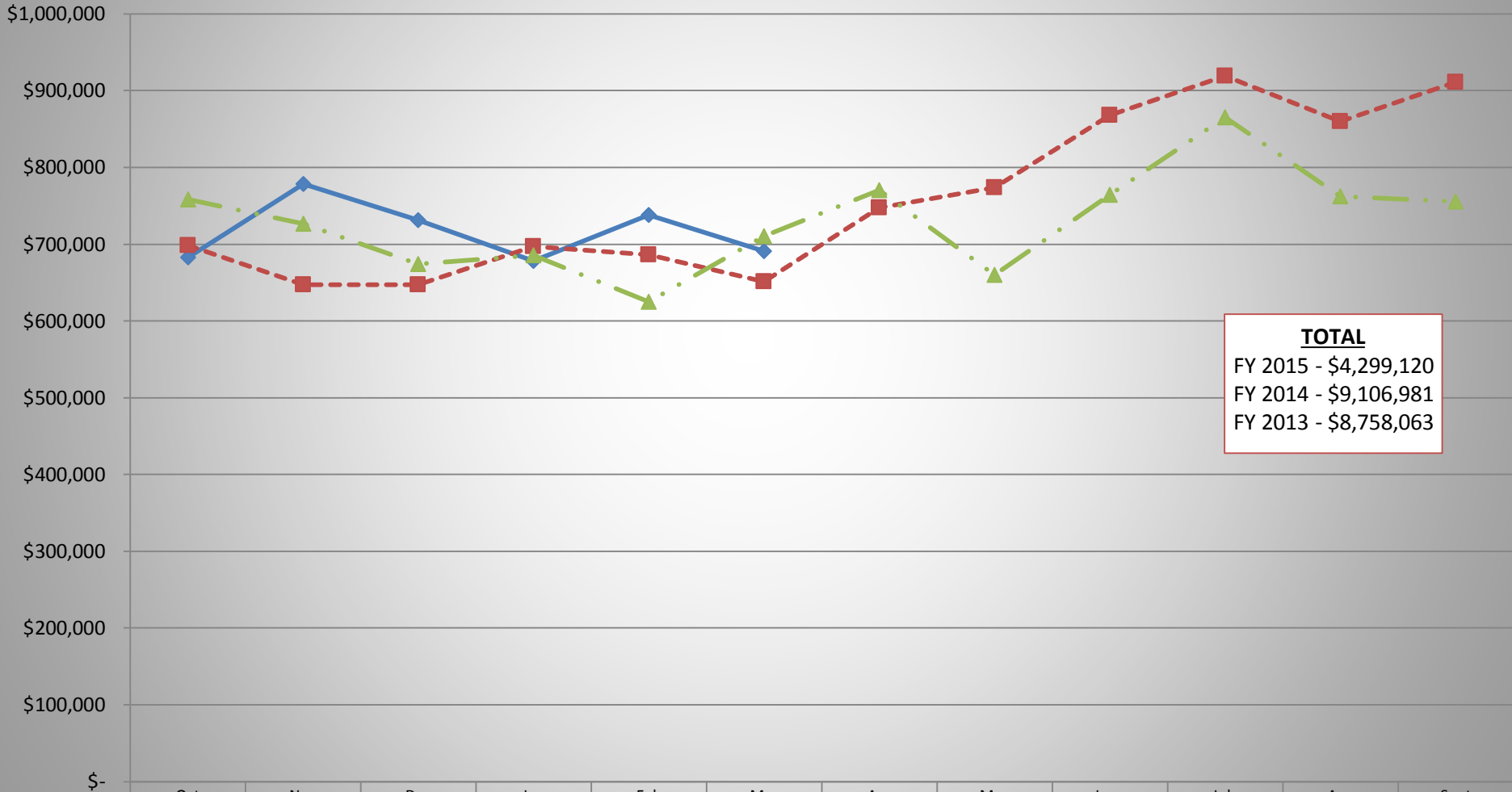
	General Government	Public Safety	Development Services	Community Services
YTD as of Mar. 31, 2015	\$1,055,529	\$1,619,696	\$164,713	\$784,887
YTD as of Mar. 31, 2014	\$887,866	\$1,417,442	\$158,807	\$731,510
YTD as of Mar. 31, 2013	\$775,047	\$1,352,586	\$164,938	\$1,029,661

- **General Government** includes Mayor & Council, City Manager, City Secretary, Finance, Information Technology, Building Maintenance and Organizational
- **Public Safety** includes Police Administration, Patrol, CID, and Municipal Court
- **Development Services** includes Building Development, Inspections, and Code Enforcement
- **Community Services** includes Parks and Recreation, and Street Department

# City of Rockport

## Utility System Fund Revenues as of March 31, 2015

### Utility System Fund Revenues



**TOTAL**  
 FY 2015 - \$4,299,120  
 FY 2014 - \$9,106,981  
 FY 2013 - \$8,758,063

	Oct	Nov	Dec	Jan	Feb	Mar	Apr	May	June	July	Aug	Sept
<b>FY 2015 Rev</b>	\$682,599	\$778,222	\$731,050	\$677,967	\$738,206	\$691,076						
<b>FY 2014 Rev</b>	\$698,255	\$647,168	\$647,242	\$696,999	\$686,027	\$651,493	\$747,685	\$773,889	\$867,739	\$919,397	\$859,947	\$911,140
<b>FY 2013 Rev</b>	\$758,438	\$726,791	\$673,869	\$685,862	\$625,127	\$710,349	\$770,306	\$659,703	\$764,226	\$865,514	\$762,417	\$755,461

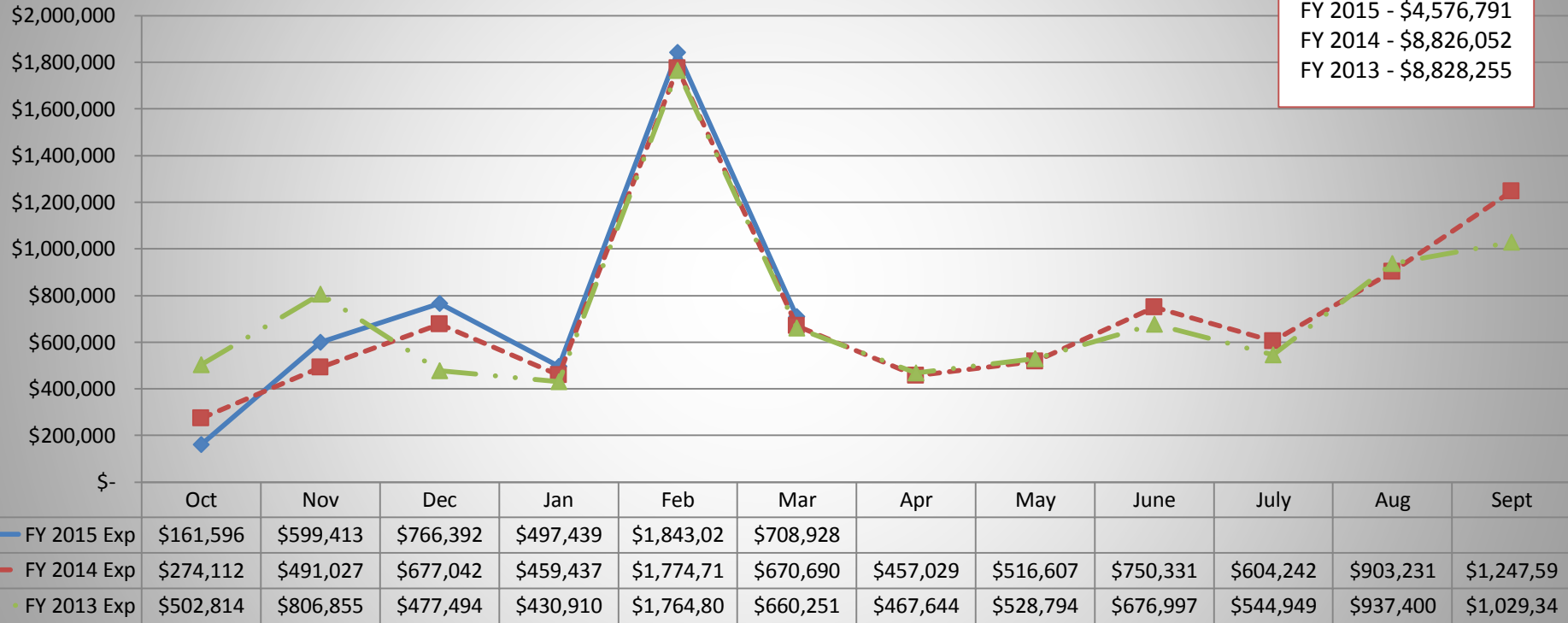


# City of Rockport

## Utility System Fund Expenditures as of March 31, 2015

### Utility System Fund Expenses

**TOTAL**  
 FY 2015 - \$4,576,791  
 FY 2014 - \$8,826,052  
 FY 2013 - \$8,828,255



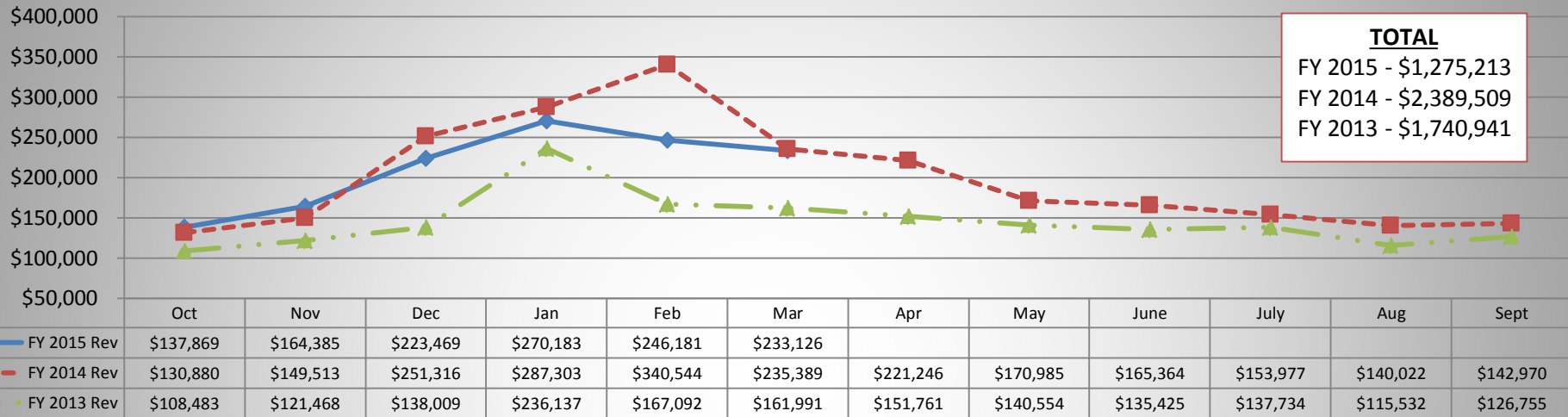
➤ **Expenses in February appear increased due to the debt service principal and interest payments. Expenses in August appear increased due to the debt service interest payments.**



# City of Rockport

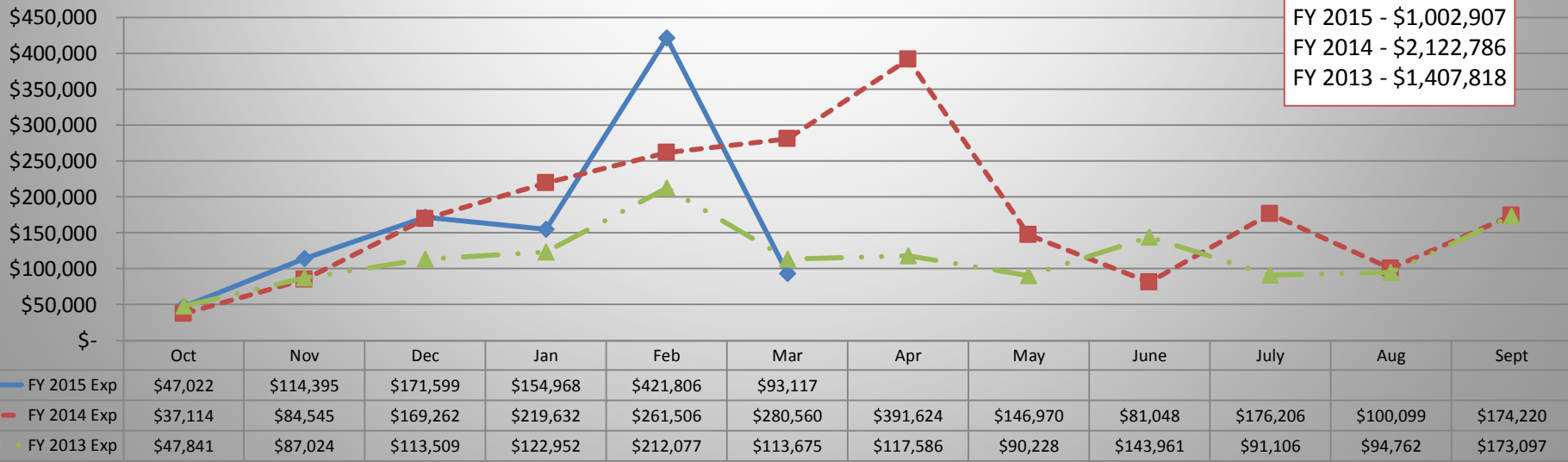
## Natural Gas Fund Revenues and Expenditures as of March 31, 2015

### Natural Gas Fund Revenues



**TOTAL**  
 FY 2015 - \$1,275,213  
 FY 2014 - \$2,389,509  
 FY 2013 - \$1,740,941

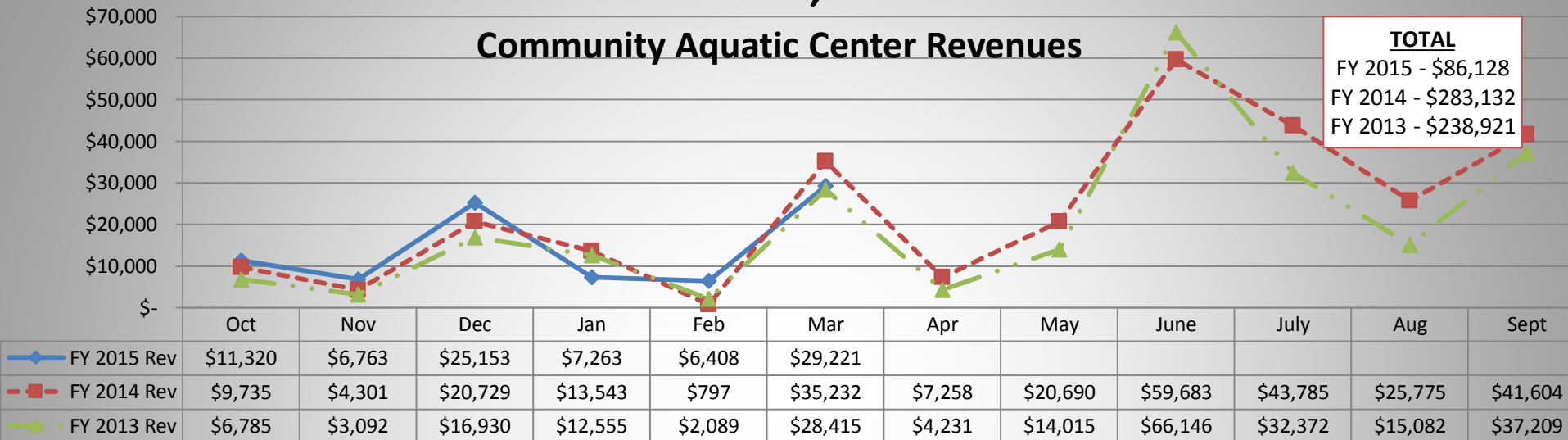
### Natural Gas Fund Expenditures



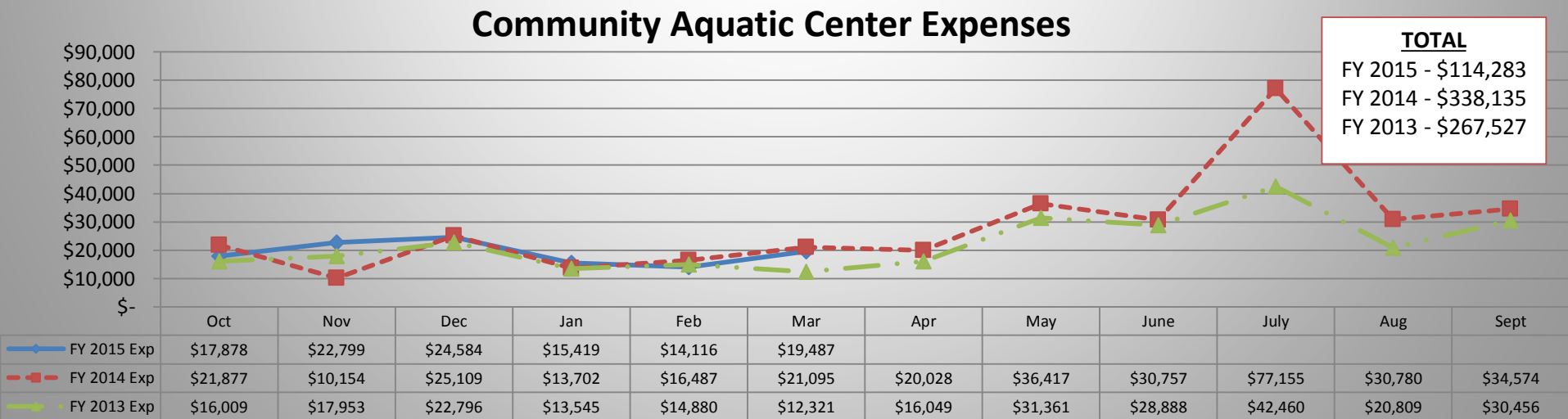
**TOTAL**  
 FY 2015 - \$1,002,907  
 FY 2014 - \$2,122,786  
 FY 2013 - \$1,407,818

# City of Rockport

## Community Aquatic Center Fund Revenues and Expenditures as of March 31, 2015



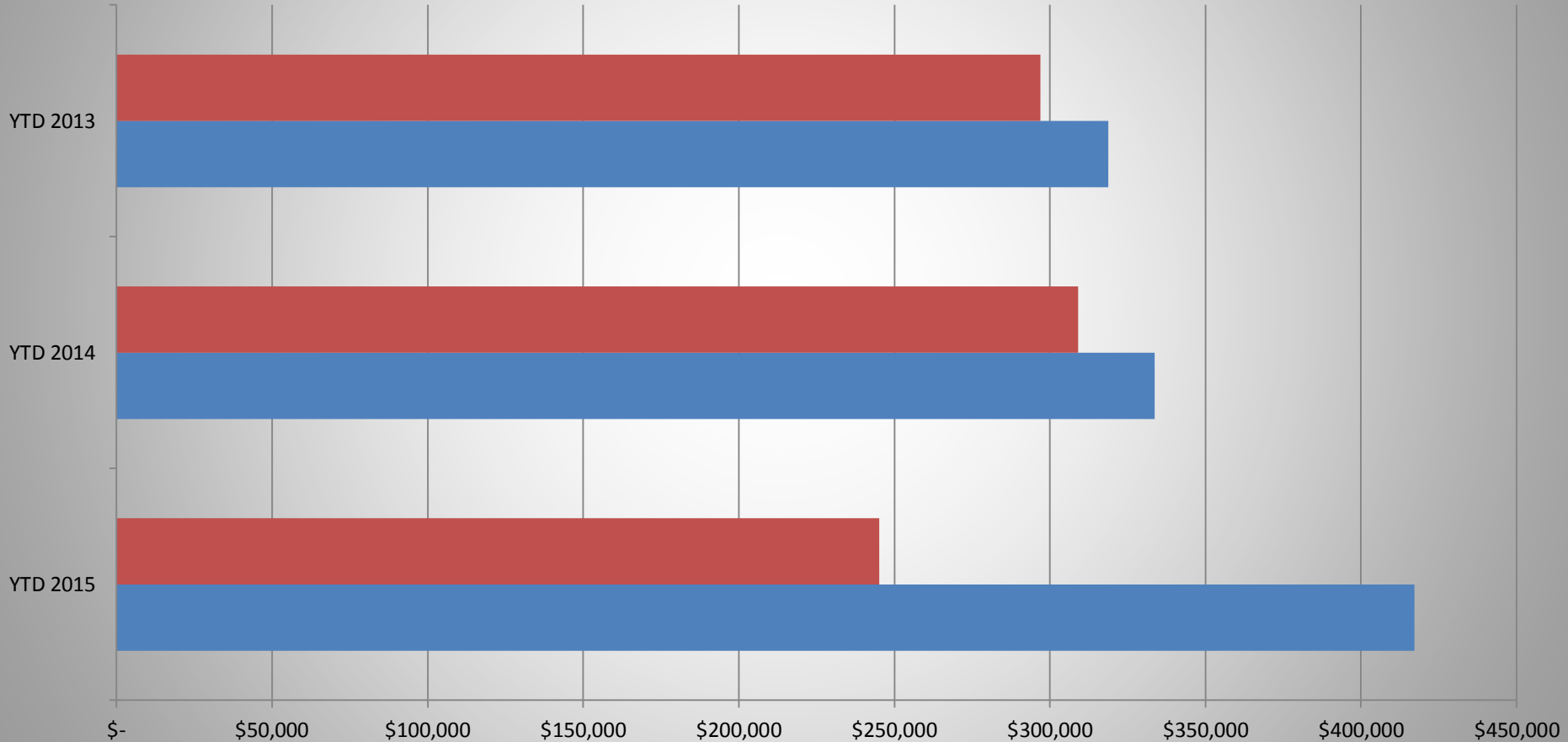
➤ Aquatic Center revenues are very susceptible to the impact of weather as well as variability in hours of operation required to manage labor costs and meet the requirement to avoid a deficit.



# City of Rockport

## Hotel-Motel Tax Fund Revenues and Expenditures Year to Date as of March 31, 2015

### Hotel-Motel Tax Fund YTD Revenues and Expenditures as of March 31st

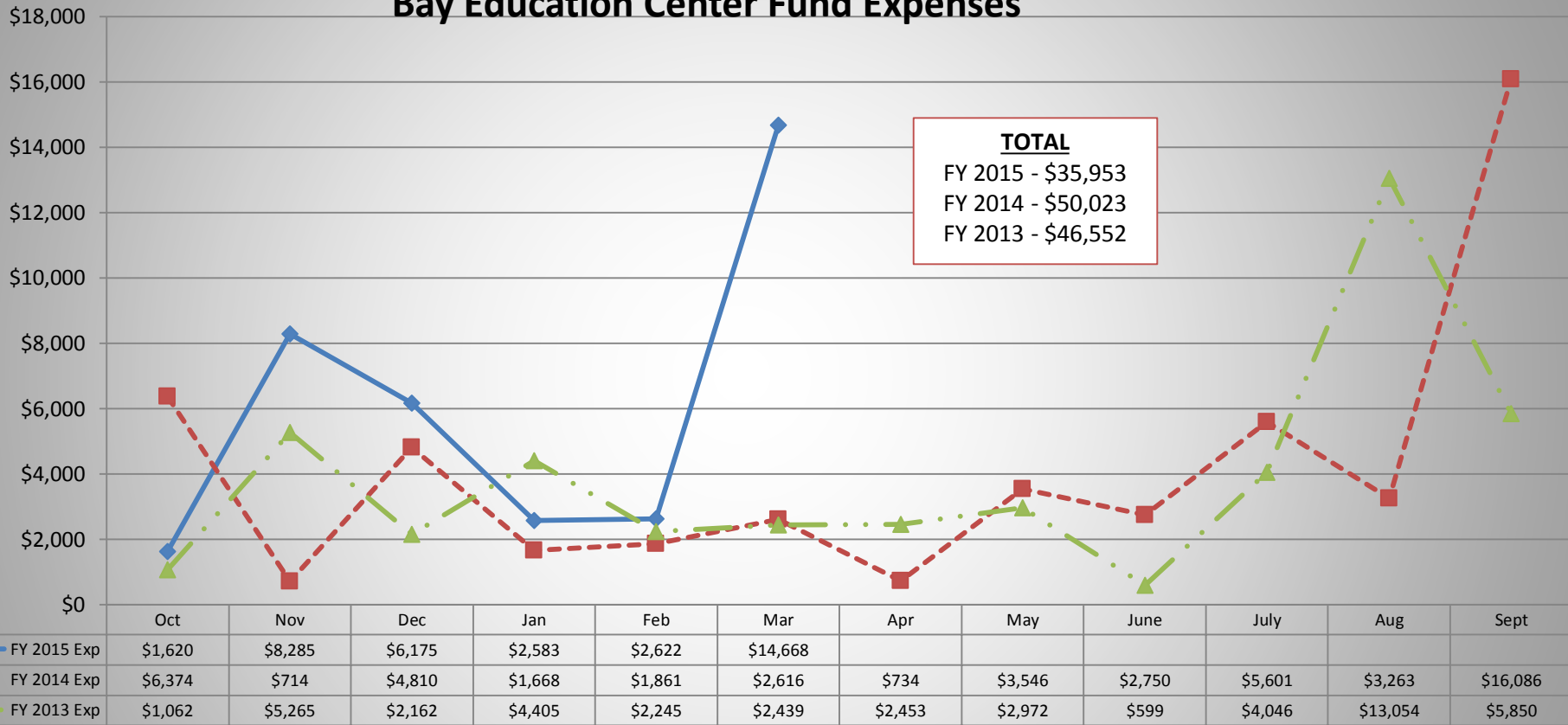


	YTD 2015	YTD 2014	YTD 2013
Expenses	\$245,124	\$309,035	\$296,980
Revenues	\$417,237	\$333,636	\$318,743

# City of Rockport

## Bay Education Center Fund Expenditures as of March 31, 2015

### Bay Education Center Fund Expenses



- Expenditures recognized an increase in August and September due to the timing of annual property insurance payments
- Expenditures increases in November FY 2013 and January FY 2013 were due to contract services to re-stain the concrete outside the BEC and annual lease payment to Aransas County Navigation District.