



Monthly Financial Reports

**For Period Ending
November 30, 2015**

City of Rockport

Summary of Revenues and Expenditures as of November 30, 2015

2nd month in Fiscal year 2015-2016 or 16% completed as of November 30, 2015

- **Current Property Tax collection is below budget at 11.39%**
- **Building Permits are above budget at 29.48%**
- **Interest rates are above budget at 40.33%**
- **Water sales are at 15.94%, Sewer sales are at 14.71%**
- **Natural gas sales are at 11.39%**
- **Bay Education Center expenses are at \$8,636.95 which is 16.45% of total budget.**

Revenues

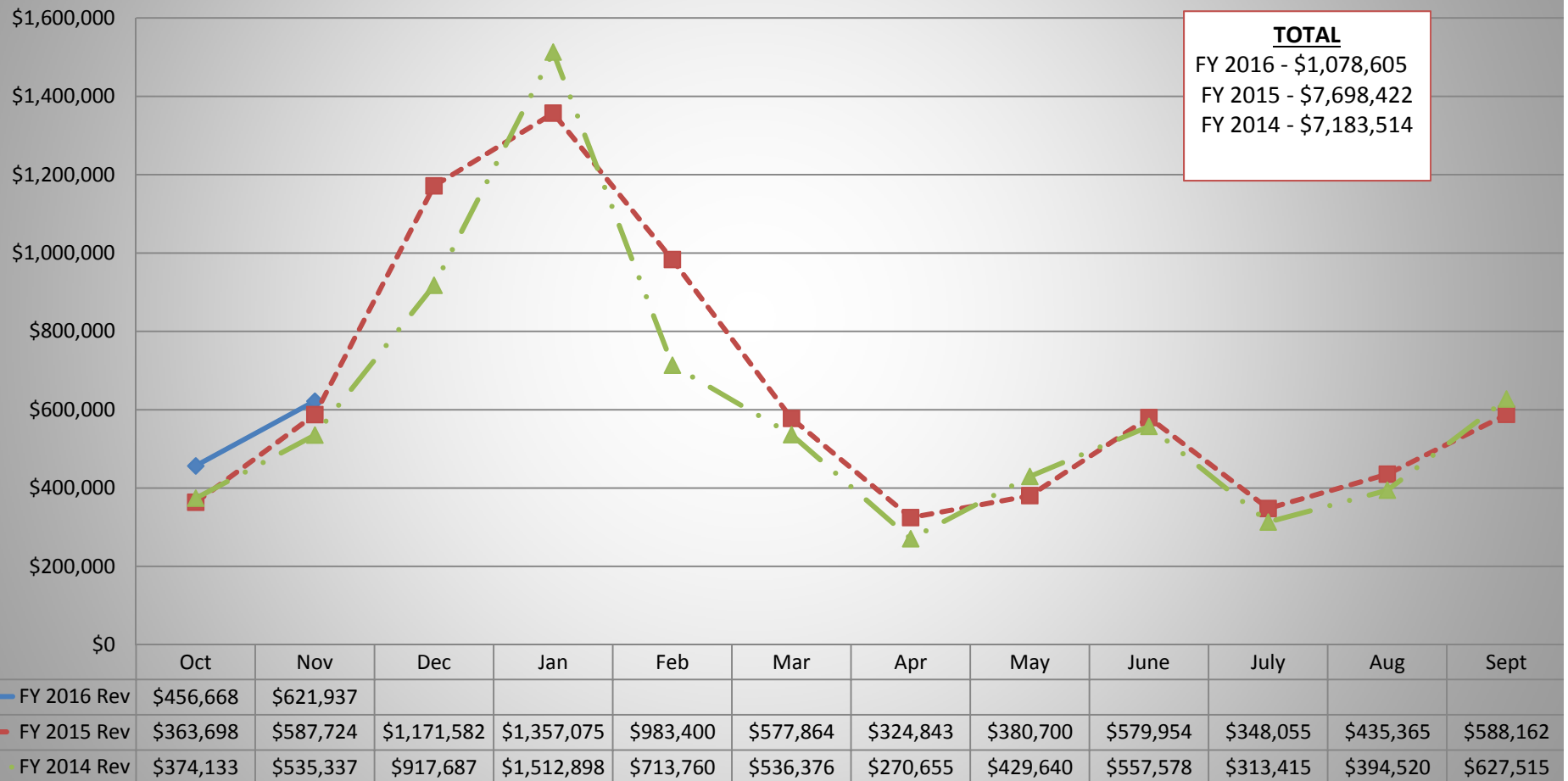
Expenditures

FUND	FY 2016 Budget	FY 2016 Actual	% of FY 2016 Budget	FY 2016 Budget	FY 2016 Actual	% of FY 2016 Budget
General Fund	\$8,352,268	\$1,078,605	12.91%	\$8,195,675	\$1,110,479	13.55%
Utility Sys. Fund	\$10,321,381	\$1,609,048	15.59%	\$10,277,851	\$690,569	6.72%
Natural Gas Fund	\$2,286,465	\$263,008	11.50%	\$2,218,108	\$149,955	6.76%
Community Aquatic Ctr.	\$357,501	\$18,454	5.16%	\$357,500	\$30,659	8.58%
Hotel-Motel Tax Fund	\$850,000	\$253,914	29.87%	\$749,628	\$90,641	12.09%

City of Rockport

General Fund Revenues as of November 30, 2015

General Fund Revenues

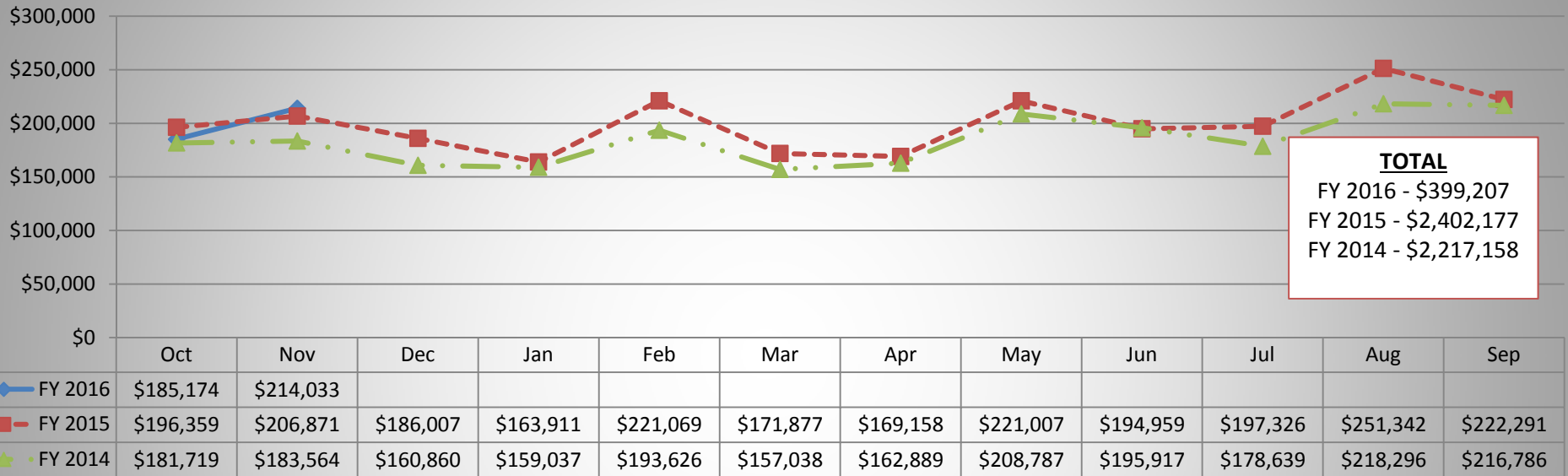


➤ **Revenues will increase in December, January and February due to collection of the Ad Valorem Taxes**

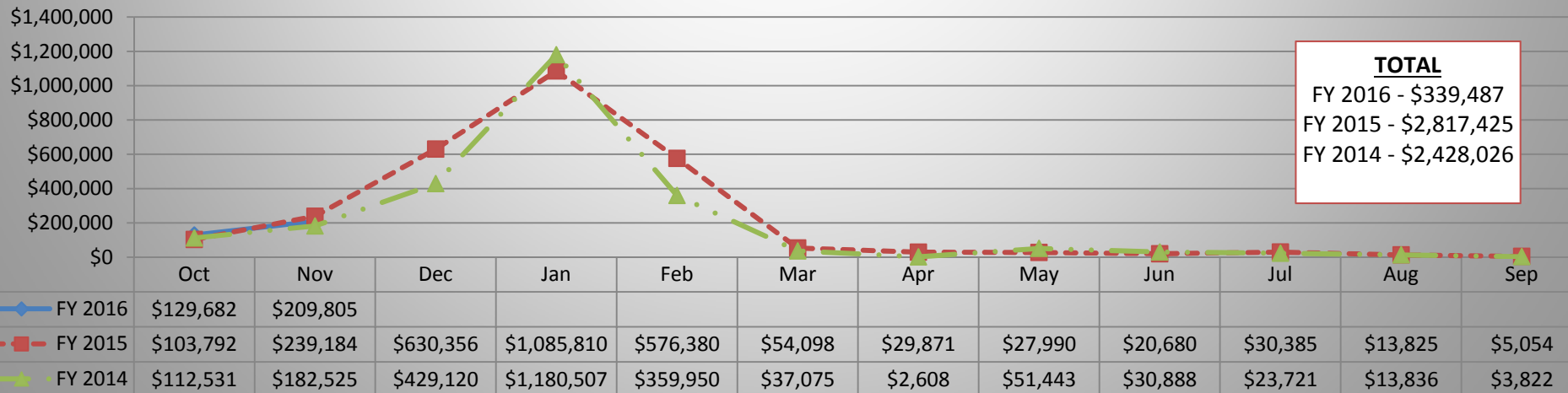
City of Rockport

General Fund Revenues as of November 30, 2015

Sales Tax Revenue

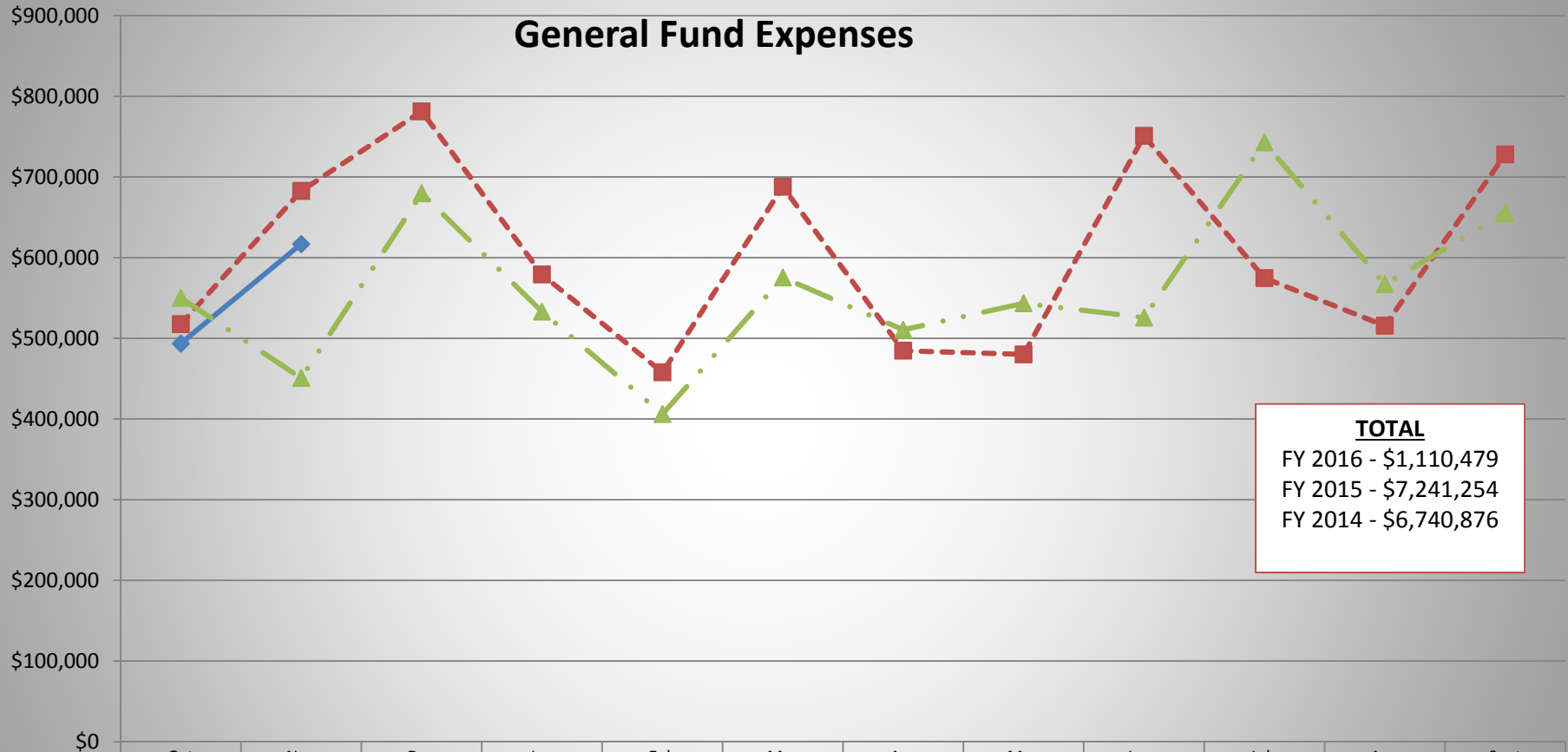


Ad Valorem Tax Revenue



City of Rockport

General Fund Expenditures as of November 30, 2015



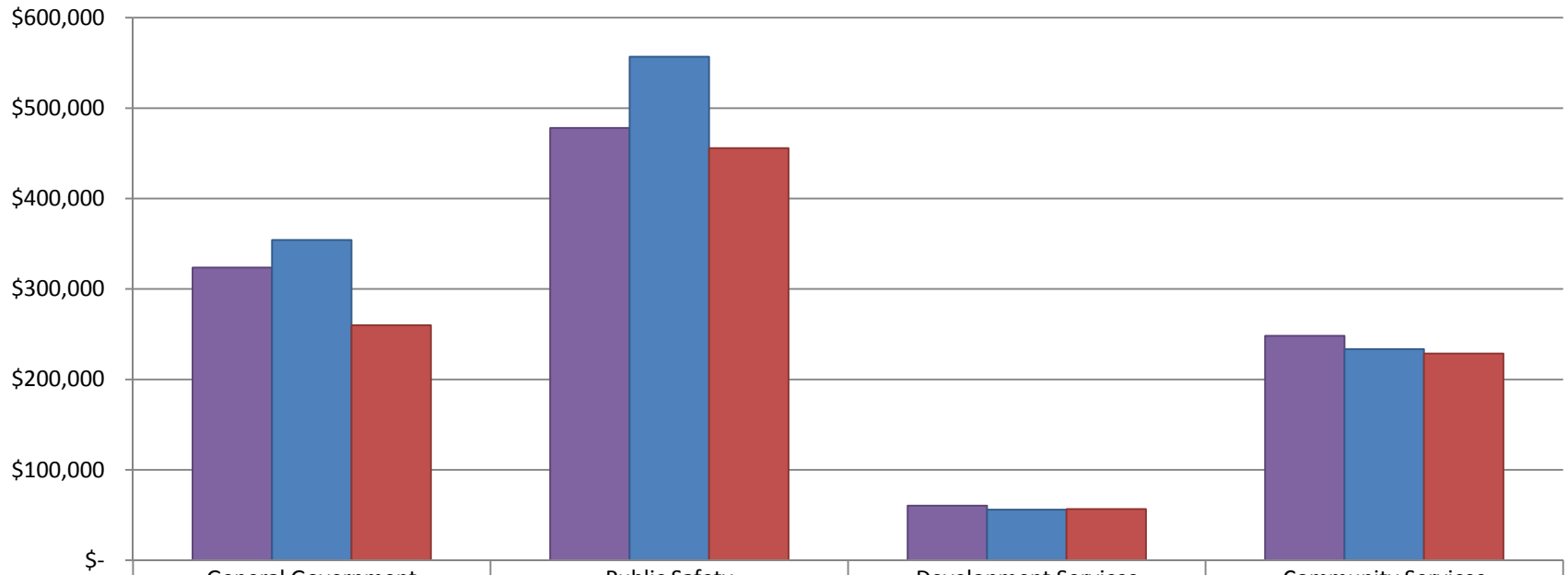
TOTAL
 FY 2016 - \$1,110,479
 FY 2015 - \$7,241,254
 FY 2014 - \$6,740,876

➤ Expenditures in a given month will vary from year to year due to variability of timing of when payment requests are received and paid.

City of Rockport

General Fund Expenditures as of November 30, 2015

General Fund Expenditures Comparison



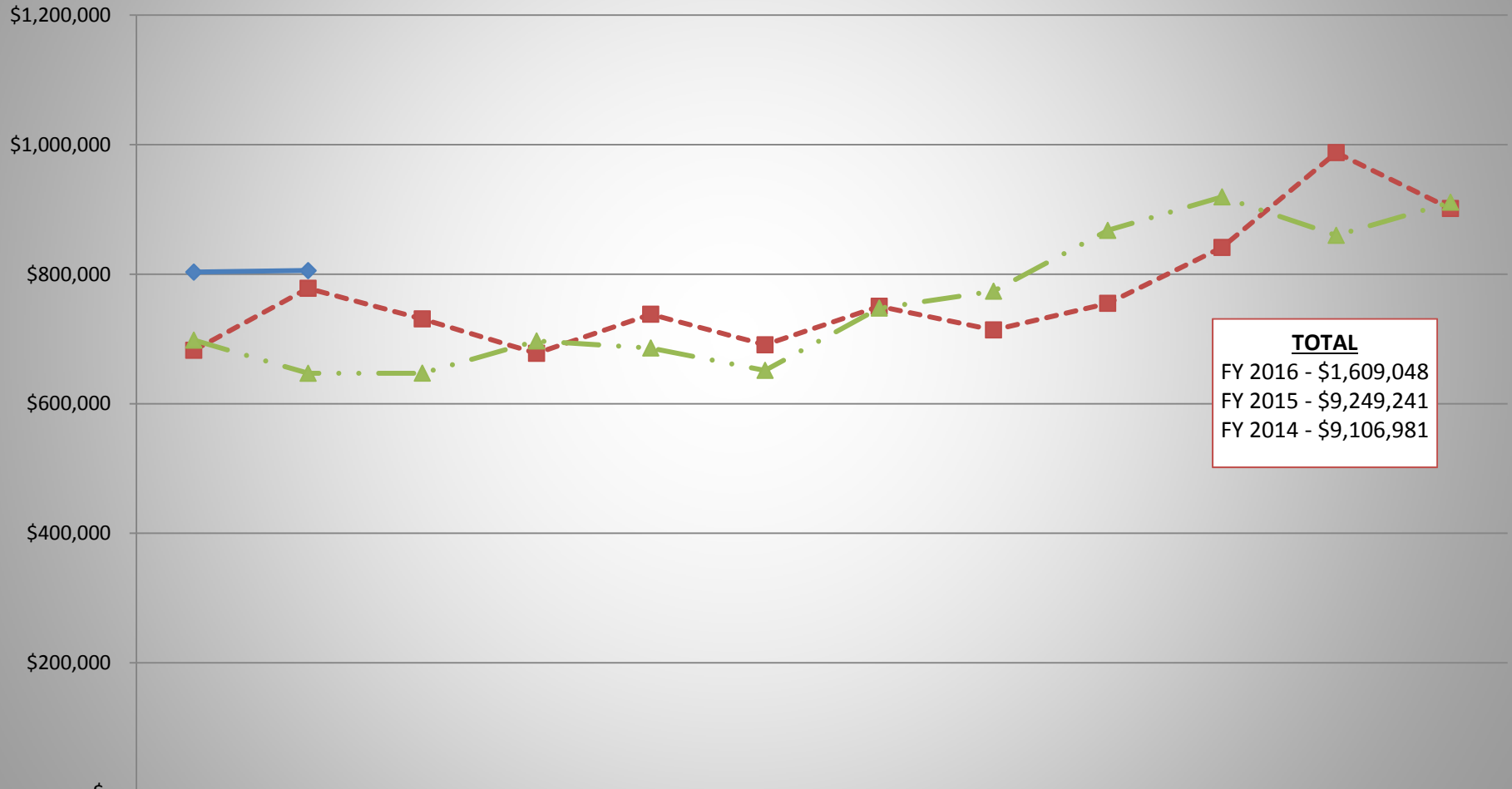
	General Government	Public Safety	Development Services	Community Services
YTD as of Nov. 30, 2015	\$323,753	\$478,022	\$60,456	\$248,249
YTD as of Nov. 30, 2014	\$354,226	\$556,806	\$55,930	\$233,466
YTD as of Nov. 30, 2013	\$259,994	\$455,786	\$56,631	\$228,691

- **General Government** includes Mayor & Council, City Manager, City Secretary, Finance, Information Technology, Building Maintenance and Organizational
- **Public Safety** includes Police Administration, Patrol, CID, and Municipal Court
- **Development Services** includes Building Development, Inspections, and Code Enforcement
- **Community Services** includes Parks and Recreation, and Street Department

City of Rockport

Utility System Fund Revenues as of November 30, 2015

Utility System Fund Revenues



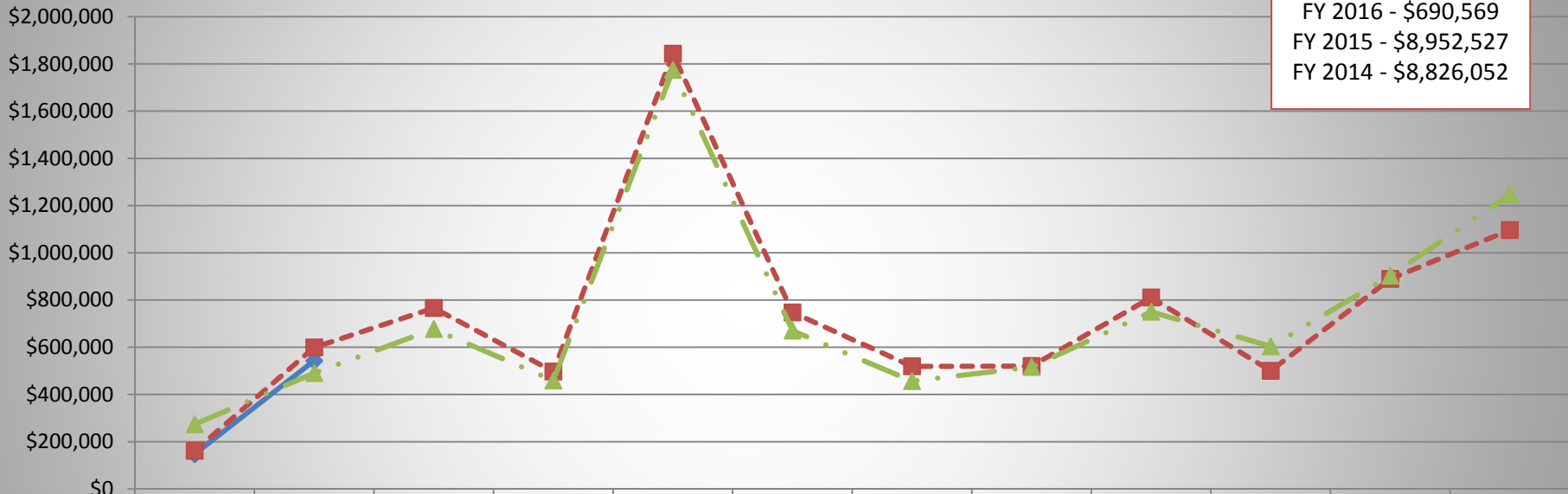
	Oct	Nov	Dec	Jan	Feb	Mar	Apr	May	June	July	Aug	Sept
FY 2016 Rev	\$803,346	\$805,701										
FY 2015 Rev	\$682,599	\$778,222	\$731,050	\$677,967	\$738,256	\$691,076	\$750,493	\$713,943	\$755,017	\$841,431	\$987,733	\$901,454
FY 2014 Rev	\$698,255	\$647,168	\$647,242	\$696,999	\$686,027	\$651,493	\$747,685	\$773,889	\$867,739	\$919,397	\$859,947	\$911,140

City of Rockport

Utility System Fund Expenditures as of November 30, 2015

Utility System Fund Expenses

<u>TOTAL</u>	
FY 2016 -	\$690,569
FY 2015 -	\$8,952,527
FY 2014 -	\$8,826,052



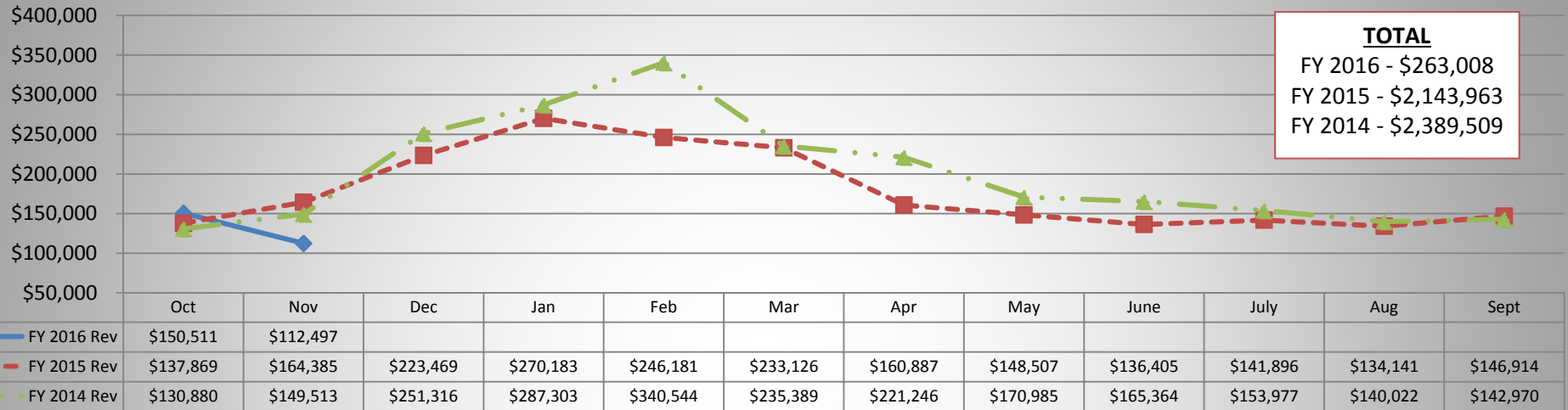
	Oct	Nov	Dec	Jan	Feb	Mar	Apr	May	June	July	Aug	Sept
◆ FY 2016 Exp	\$147,386	\$543,183										
■ FY 2015 Exp	\$161,596	\$599,413	\$766,392	\$497,439	\$1,843,020	\$747,740	\$519,362	\$520,460	\$810,869	\$500,290	\$889,528	\$1,096,411
▲ FY 2014 Exp	\$274,112	\$491,027	\$677,042	\$459,437	\$1,774,710	\$670,690	\$457,029	\$516,607	\$750,331	\$604,242	\$903,231	\$1,247,590

➤ **Expenses in February appear increased due to the debt service principal and interest payments. Expenses in August appear increased due to the debt service interest payments.**

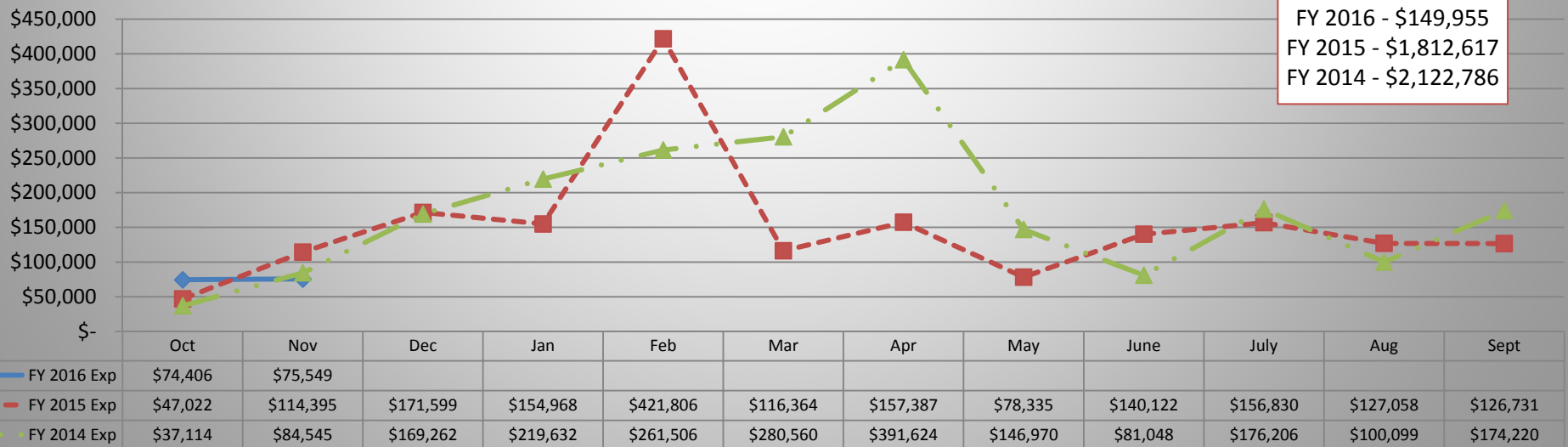
City of Rockport

Natural Gas Fund Revenues and Expenditures as of November 30, 2015

Natural Gas Fund Revenues



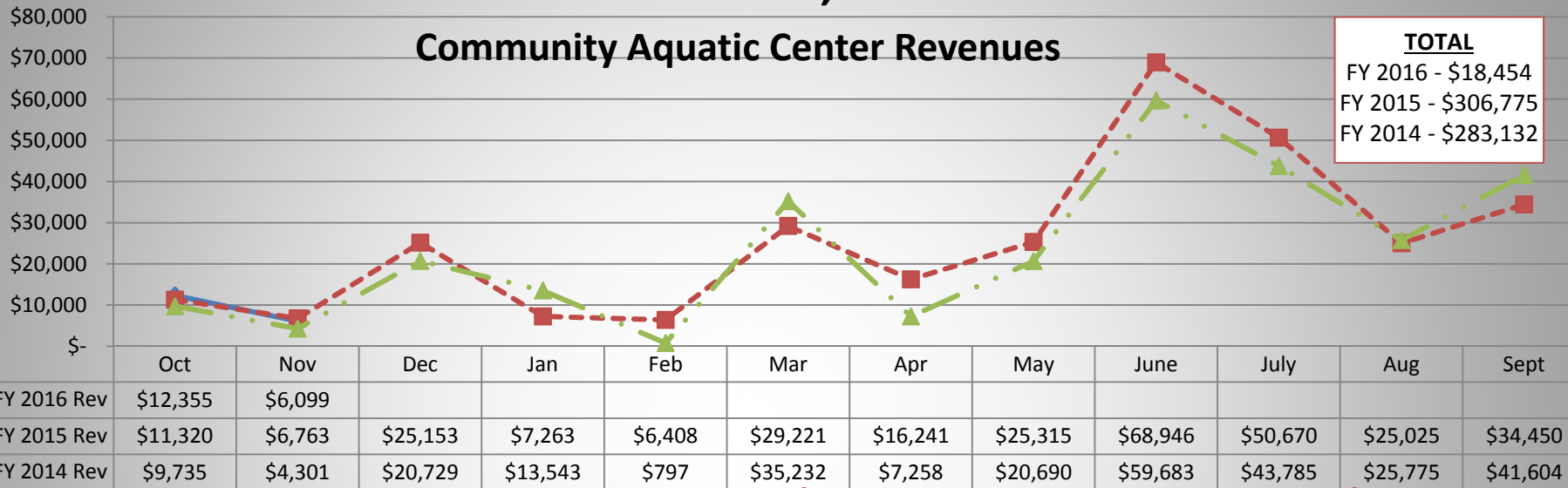
Natural Gas Fund Expenditures



City of Rockport

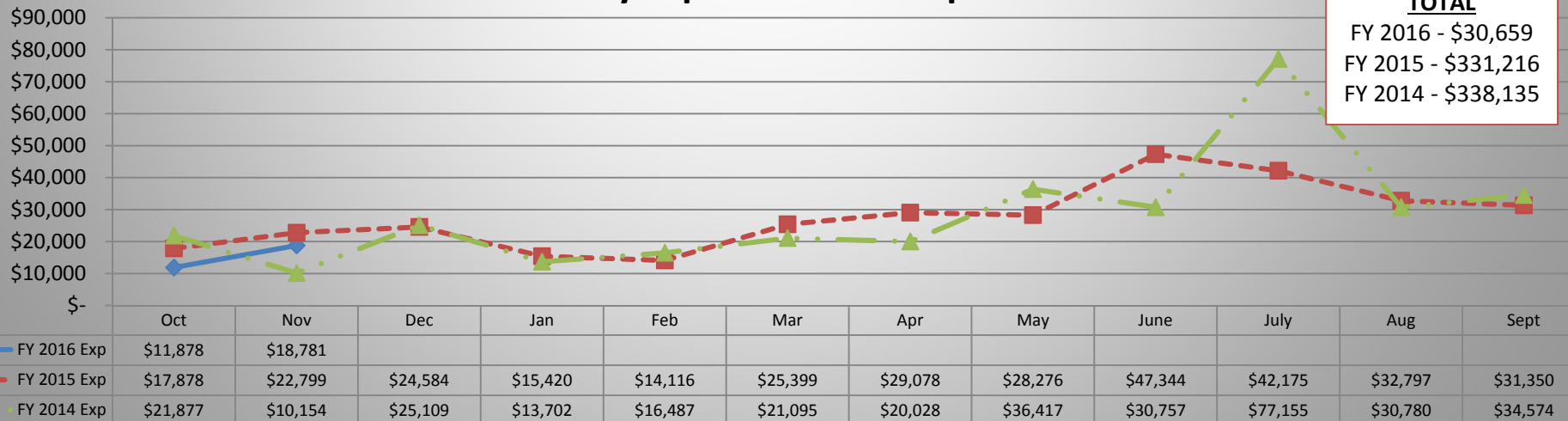
Community Aquatic Center Fund Revenues and Expenditures as of November 30, 2015

Community Aquatic Center Revenues



➤ **Aquatic Center revenues are very susceptible to the impact of weather as well as variability in hours of operation required to manage labor costs and meet the requirement to avoid a deficit.**

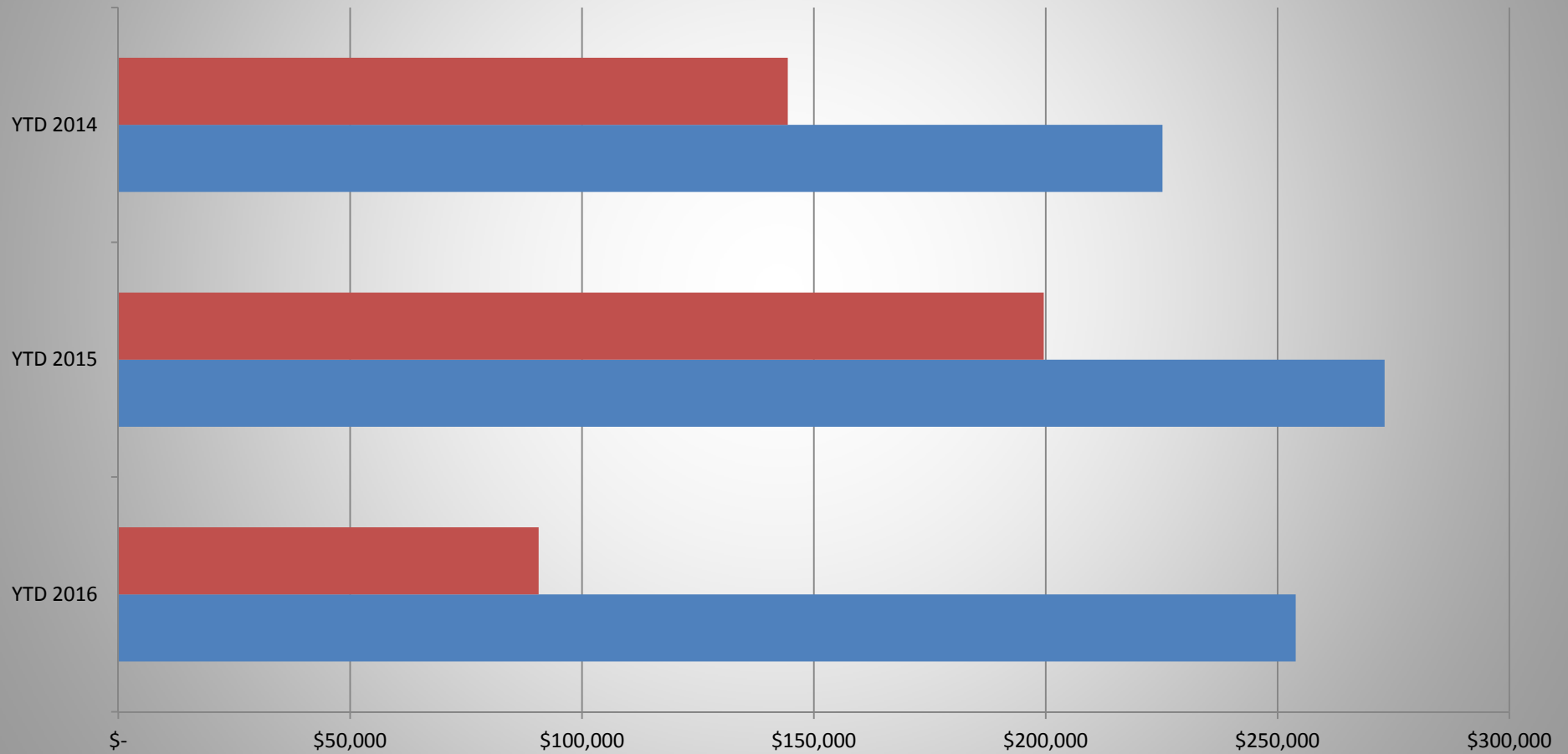
Community Aquatic Center Expenses



City of Rockport

Hotel-Motel Tax Fund Revenues and Expenditures Year to Date as of November 30, 2015

Hotel-Motel Tax Fund YTD Revenues and Expenditures as of November 30th

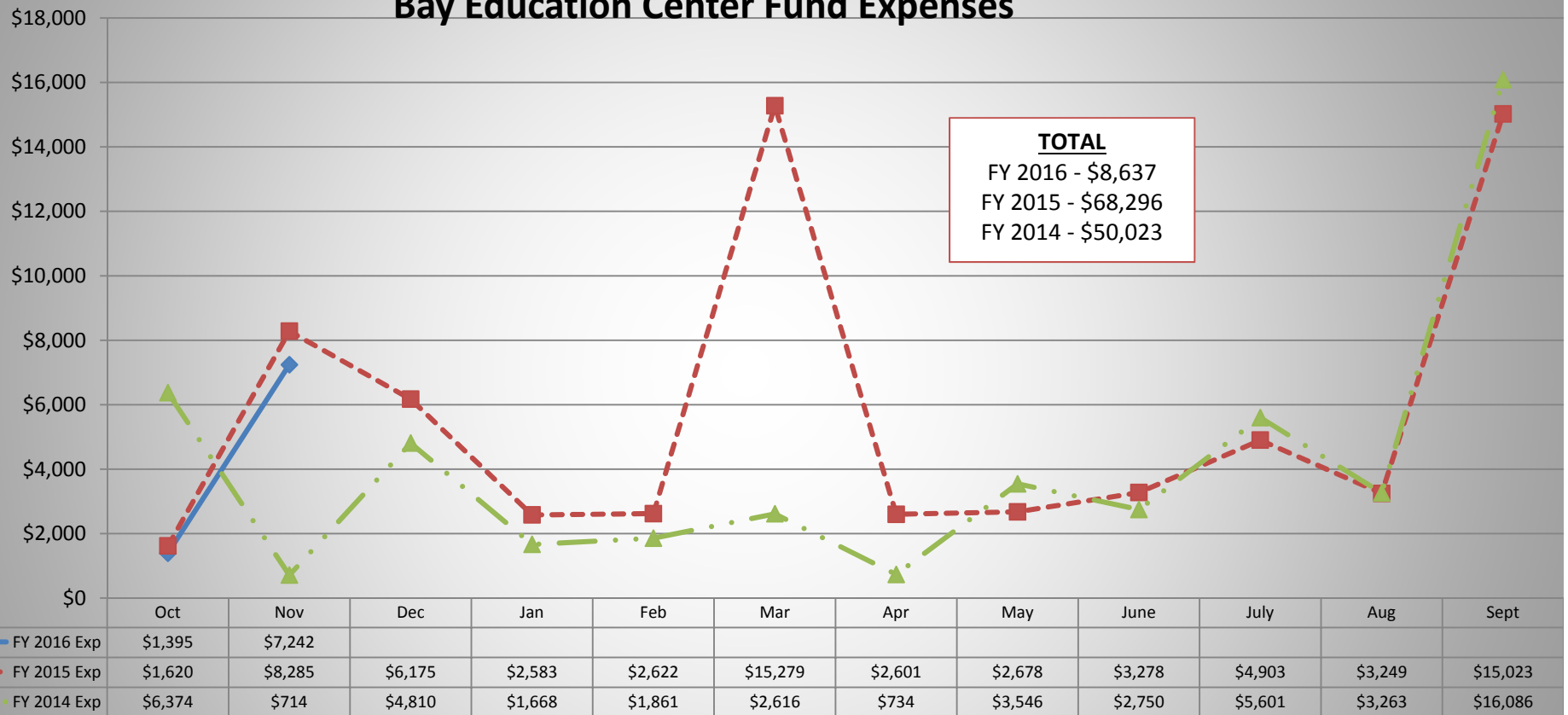


	YTD 2016	YTD 2015	YTD 2014
Expenses	\$90,641	\$199,586	\$144,366
Revenues	\$253,914	\$273,093	\$225,175

City of Rockport

Bay Education Center Fund Expenditures as of November 30, 2015

Bay Education Center Fund Expenses



- Expenditures recognized an increase in September due to the timing of annual property insurance payments
- Expenditures increase in March FY 2015 was due to building forensic engineer expense