

CITY OF ROCKPORT
Quarterly Inventory Report
 Period Ending 12/31/2015

Purchase Date	Security	Coupon or Avg Rate	Maturity Date	Yield	Par	Beginning Book	Beginning Market	Ending Book	Ending Market	Change in Market	Period Earnings	Days to Maturity
---------------	----------	--------------------	---------------	-------	-----	----------------	------------------	-------------	---------------	------------------	-----------------	------------------

POOLED ACCOUNT

10/01/15	Texpool	0.186%	01/01/16	0.186%	6,696	6,696	6,696	6,698	6,698	2.24	2.24	1
10/01/15	Texas Daily	0.150%	01/01/16	0.150%	2,414	2,414	2,414	2,416	2,416	1.06	1.06	1
10/01/15	Wells Fargo	0.100%	01/01/16	0.100%	3,503,309	3,503,309	3,503,309	3,505,936	3,505,936	2,627.37	2,927.37	1
07/21/15	CD BMW Bank	1.150%	07/24/17	1.150%	245,000	245,000	245,000	245,000	245,000	0.00	322.44	571
07/24/15	CD Capital One Bank, NA	1.150%	07/31/17	1.150%	245,000	245,000	245,000	245,000	245,000	0.00	320.70	731
08/17/15	CD Capital One Bank	1.250%	08/28/17	1.250%	245,000	245,000	245,000	245,000	245,000	0.00	346.71	458
08/22/14	CD Park National Bank	0.750%	08/22/16	0.750%	245,000	245,000	245,000	0	0	-245,000.00	70.38	388
10/14/15	CD First Natl Bk Parag	0.900%	10/30/17	0.090%	245,000	0	0	245,000	245,000	245,000.00	247.95	669
06/18/14	CD Customer Bank	0.500%	06/20/16	0.500%	245,000	245,000	245,000	245,000	245,000	0.00	140.37	325
04/08/15	CD Ally Bank	0.750%	04/17/17	0.750%	245,000	245,000	245,000	245,000	245,000	0.00	208.59	626
04/08/15	CD Discover Bank	0.800%	04/17/17	0.800%	245,000	245,000	245,000	245,000	245,000	0.00	222.48	626
04/08/15	CD Goldman Sachs	0.850%	04/17/17	0.850%	245,000	245,000	245,000	245,000	245,000	0.00	236.40	626
12/10/14	CD Barclays Bank	1.050%	12/19/16	1.050%	245,000	245,000	245,000	0	0	-245,000.00	97.34	507
09/08/15	CD Barclays Bank	1.150%	09/18/17	1.150%	245,000	0	0	245,000	245,000	245,000.00	319.38	627
12/11/14	CD Mercantil Comm Bk	1.000%	12/19/16	1.000%	245,000	245,000	245,000	0	0	-245,000.00	92.83	507
10/14/15	CD BMO Harris Bk	1.100%	10/23/17	1.100%	245,000	0	0	245,000	245,000	245,000.00	305.91	662
12/11/14	CD Peoples United Bk	0.950%	12/19/16	0.950%	245,000	245,000	245,000	0	0	-245,000.00	88.19	507
10/14/15	CD Marlin Bus Bk	1.000%	10/23/17	1.000%	245,000	0	0	245,000	245,000	245,000.00	278.10	662
06/16/15	CD Farmington Bk	1.100%	06/26/17	1.100%	245,000	245,000	245,000	245,000	245,000	0.00	305.52	696
SUBTOTAL					7,432,419	6,452,419	6,452,419	6,455,050	6,455,050	2,630.67	6,533.96	

DEBT SERVICE ACCOUNT

10/01/15	Texpool	0.186%	01/01/16	0.186%	554	554	554	554	554	0.00	0.00	1
10/01/15	Wells Fargo	0.100%	01/01/16	0.100%	233,042	233,042	233,042	233,101	233,101	59.44	59.44	1
SUBTOTAL					233,596	233,596	233,596	233,655	233,655	59.44	59.44	

VEHICLE & EQUIPT.

10/01/15	Texas Daily	0.150%	01/01/16	0.150%	29,130	29,130	29,130	29,143	29,143	12.82	12.82	1
10/01/15	Wells Fargo	0.100%	01/01/16	0.100%	538,770	538,770	538,770	538,907	538,907	137.42	137.42	1
SUBTOTAL					567,900	567,900	567,900	568,050	568,050	150.24	150.24	

2005 BONDS

10/01/15	Texas Daily	0.150%	01/01/16	0.150%	2,490	2,490	2,490	2,491	2,491	1.10	1.10	1
10/01/15	Wells Fargo	0.100%	01/01/16	0.100%	2,637,626	2,637,626	2,637,626	2,638,299	2,638,299	672.75	672.75	1
SUBTOTAL					2,640,116	2,640,116	2,640,116	2,640,790	2,640,790	673.85	673.85	

2007 BONDS

10/01/15	Texpool	0.186%	01/01/16	0.186%	297	297	297	297	297	0.00	0.00	1
10/01/15	Texpool Daily	0.150%	01/01/16	0.150%	508	508	508	508	508	0.22	0.22	1
10/01/15	Wells Fargo	0.100%	01/01/16	0.100%	3,365,195	3,365,195	3,365,195	3,366,053	3,366,053	858.33	858.33	1
SUBTOTAL					3,366,000	3,366,000	3,366,000	3,366,858	3,366,858	858.55	858.55	

2009 BONDS

10/01/15	Texas Daily	0.150%	01/01/16	0.150%	73	73	73	73	73	0.03	0.03	1
10/01/15	Wells Fargo	0.100%	01/01/16	0.100%	859,847	859,847	859,847	860,066	860,066	219.31	219.31	1
SUBTOTAL					859,920	859,920	859,920	860,139	860,139	219.34	219.34	

2014 BONDS

10/01/15	Wells Fargo		0.100%	01/01/16	0.100%	1,258,565	1,258,565	1,258,565	1,258,886	1,258,886	321.01	321.01	1
SUBTOTAL						1,258,565	1,258,565	1,258,565	1,258,886	1,258,886	321.01	321.01	

UTILITY CIP

10/01/15	Wells Fargo		0.100%	01/01/16	0.100%	42,936	42,936	42,936	42,947	42,947	10.95	10.95	1
SUBTOTAL						42,936	42,936	42,936	42,947	42,947	10.95	10.95	

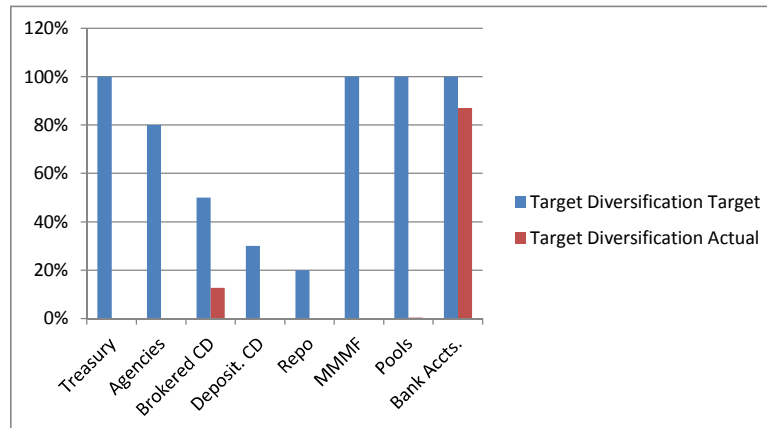
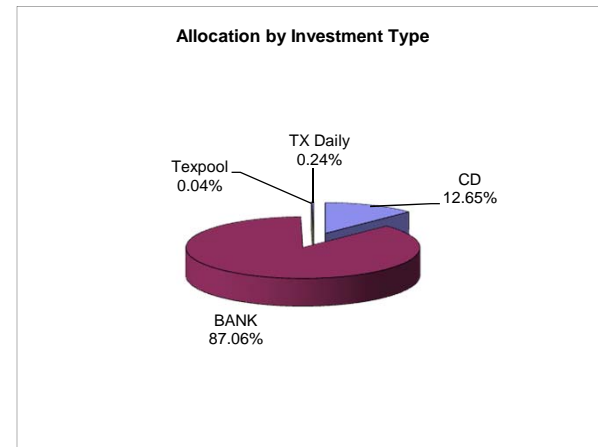
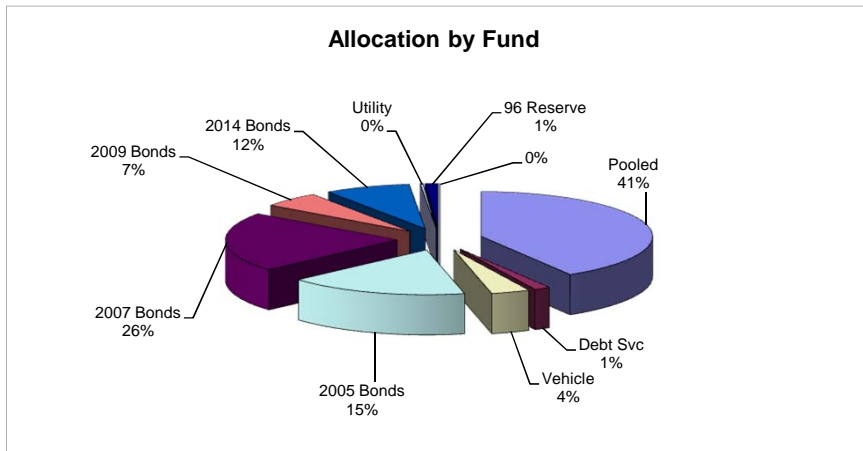
96LITY DEBT RESERVE

10/01/15	Wells Fargo		0.100%	01/01/16	0.100%	189,905	189,905	189,905	189,953	189,953	48.44	48.44	1
SUBTOTAL						189,905	189,905	189,905	189,953	189,953	48.44	48.44	

PORTFOLIO TOTAL

16,591,357 15,611,357 15,611,357 15,616,328 15,616,328 4,972.49 8,876

Average Maturity	44 day
Average Portfolio %	0.2006 %
Average Benchmark %	0.0900 %



**CITY OF ROCKPORT
Quarterly Report**

Period Ending 12/31/15

Beginning Book Value	15,611,357
Beginning Market Value	15,611,357
Beginning Weighted Average Maturity	71 days
Beginning Yield	0.2453%
Ending Book Value	15,616,328
Ending Market Value	15,616,328
Ending Weighted Average Maturity	44 days
Ending Yield	0.2006 %
Unrealized Gain/(Loss)	0
Change in Market Value	4,972
Benchmark Yield (6-Month Treasury Bill)	0.3200 %

This report has been prepared in compliance with the Investment Policy and strategy of the City and the Public Funds Investment Act.

Patty Howard, Finance Director
Investment Officer

Kevin Carruth, City Manager
Investment Officer