



# **Monthly Financial Reports**

**For Period Ending  
June 30, 2013**

# City of Rockport

## Summary of Revenues and Expenditures as of June 30, 2013

**9<sup>th</sup> month in Fiscal year 2013 or 75% completed as of June 30, 2013**

- **Current Property Tax collection is above budget at 97.67%**
- **Building Permits are above budget at 122.92%**
- **Interest rates are above budget at 99.79%**
- **Water sales are at 65.55%, Sewer sales are at 71.37%**
- **Natural gas sales are at 65.96%**
- **Bay Education Center expenses are at \$23,602.58 which is 52.80% of total budget.**

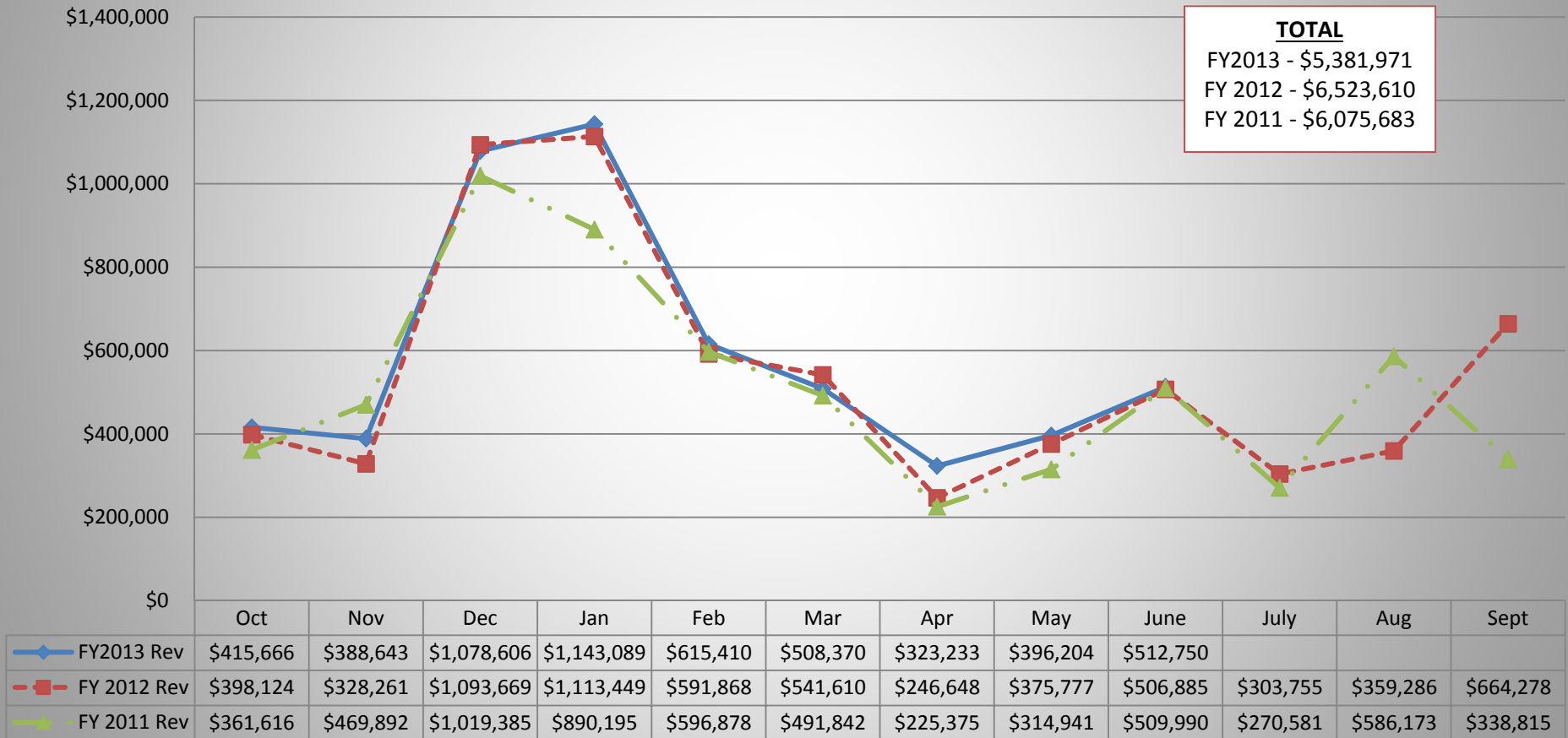
### Revenues

### Expenditures

FUND	FY 2013 Budget	FY 2013 Actual	% of FY 2013 Budget	FY 2013 Budget	FY 2013 Actual	% of FY 2013 Budget
General Fund	\$6,630,997	\$5,381,971	81.16%	\$6,738,360	\$4,843,322	71.88%
Utility Sys. Fund	\$9,514,606	\$6,374,671	67.00%	\$9,415,131	\$6,308,439	67.00%
Natural Gas Fund	\$2,062,435	\$1,360,920	65.99%	\$2,153,479	\$1,044,500	48.50%
Community Aquatic Ctr.	\$249,215	\$154,258	61.90%	\$251,543	\$173,802	69.09%
Hotel-Motel Tax Fund	\$565,000	\$451,120	79.84%	\$568,643	\$435,190	76.53%

# City of Rockport General Fund Revenues as of June 30, 2013

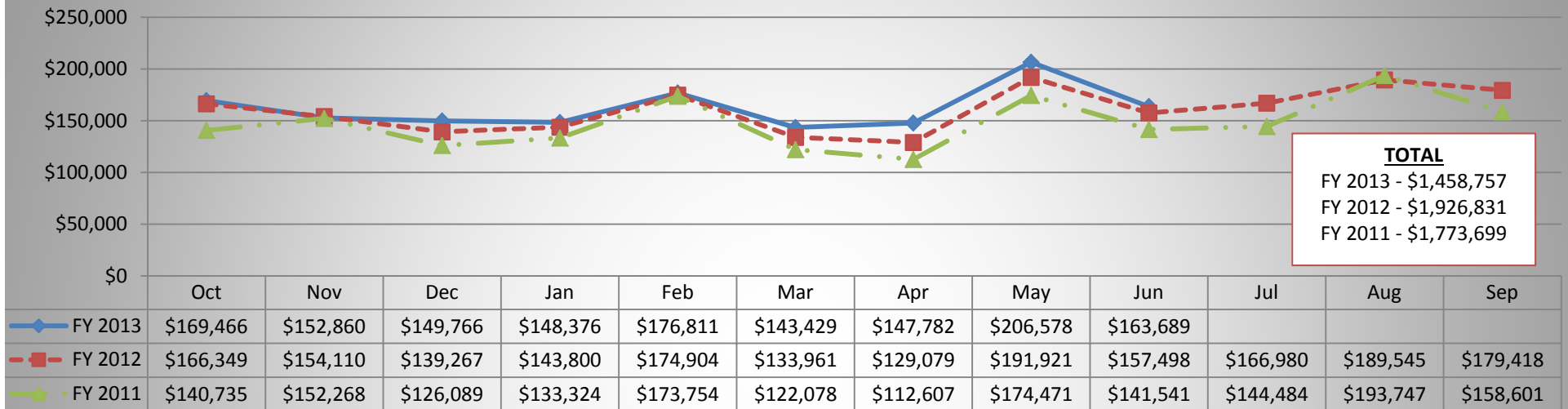
## General Fund Revenues



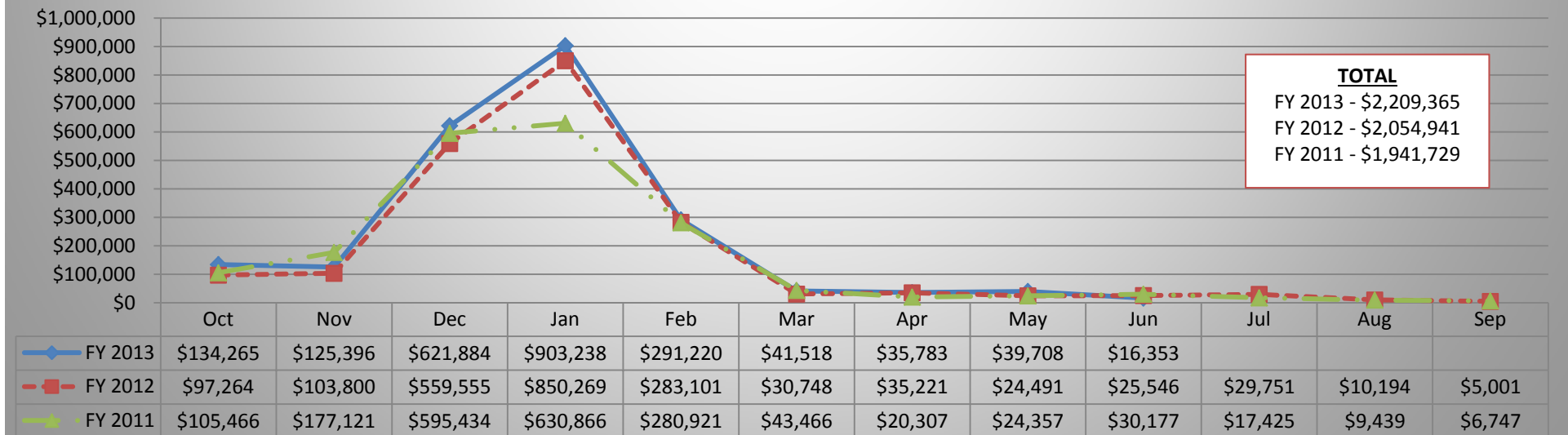
➤ **Revenues will increase in December, January and February due to collection of the Ad Valorem Taxes**

# City of Rockport General Fund Revenues as of June 30, 2013

## Sales Tax Revenue

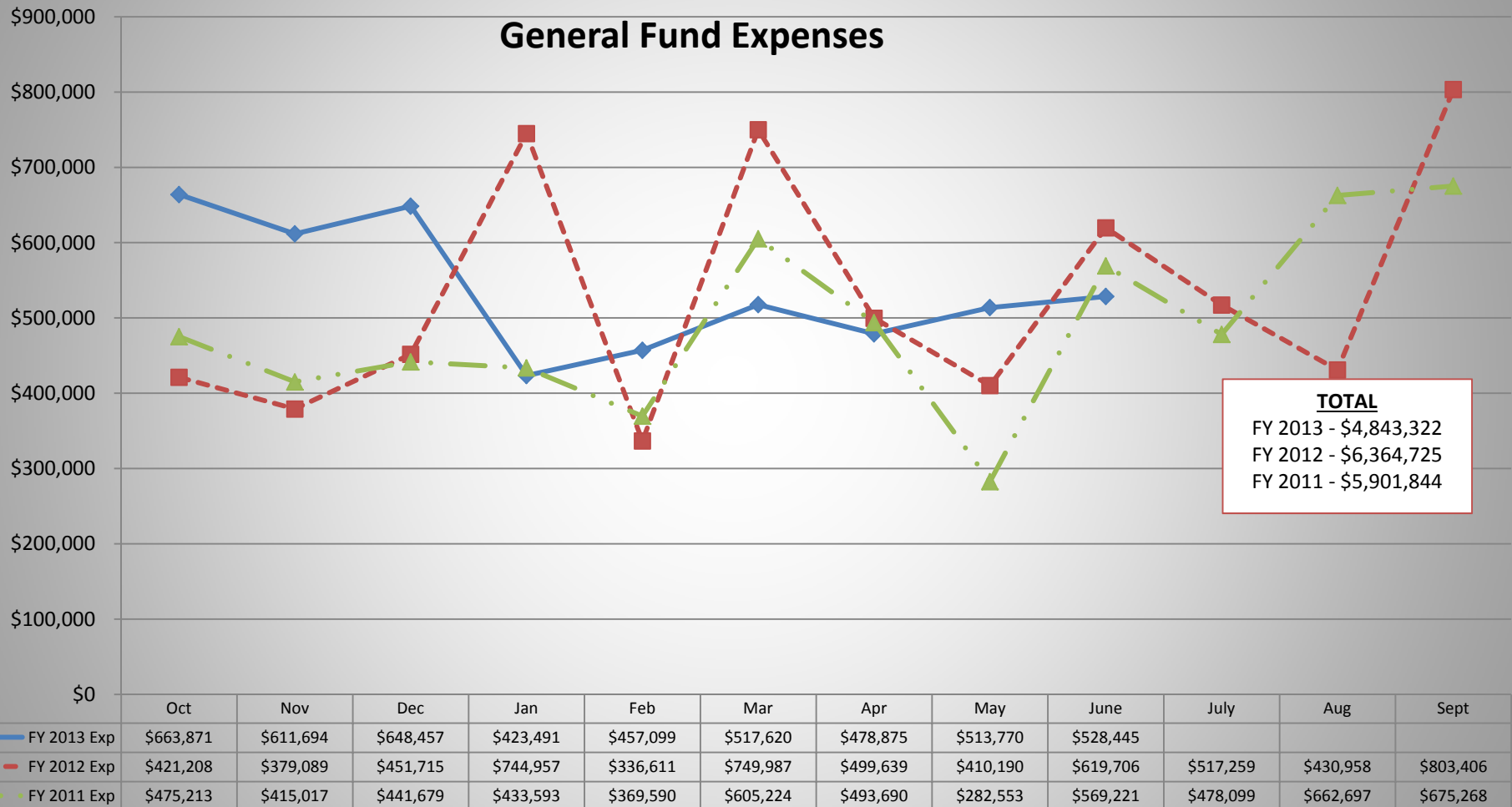


## Ad Valorem Tax Revenue



# City of Rockport

## General Fund Expenditures as of June 30, 2013

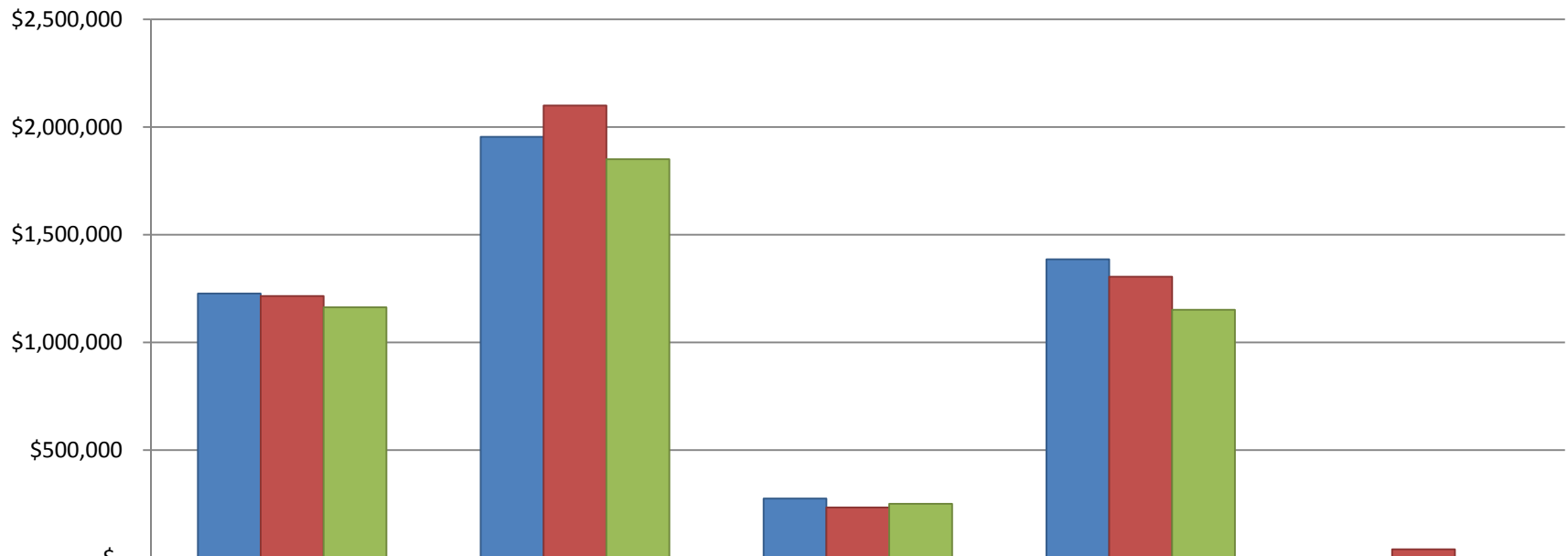


➤ **Expenditures in a given month will vary from year to year due to variability of timing of when payment requests are received and paid.**

# City of Rockport

## General Fund Expenditures as of June 30, 2013

### General Fund Expenditures Comparison



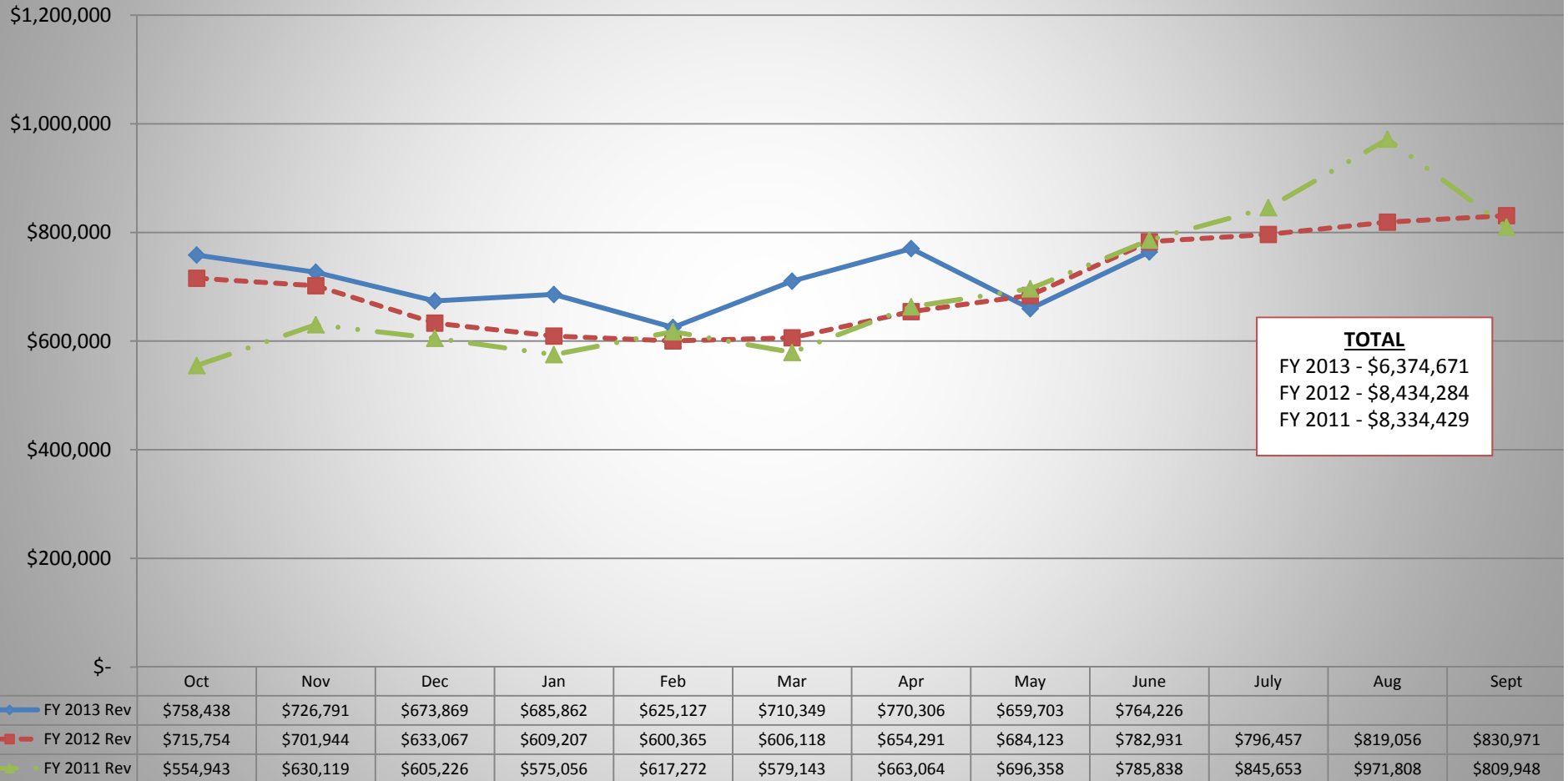
	General Government	Public Safety	Development Services	Community Services	Environmental
YTD as of June, 30, 2013	\$1,226,939	\$1,954,940	\$275,242	\$1,386,200	
YTD as of June, 30, 2012	\$1,215,269	\$2,100,009	\$233,755	\$1,305,383	\$39,949
YTD as of June, 30, 2011	\$1,163,573	\$1,850,425	\$250,839	\$1,151,816	

- **General Government** includes Mayor & Council, City Manager, City Secretary, Finance, Information Technology, Building Maintenance and Organizational
- **Public Safety** includes Police Administration, Patrol, CID, and Municipal Court
- **Development Services** includes Building Development, Inspections, and Code Enforcement
- **Community Services** includes Parks and Recreation, and Street Department
- **Environmental** was established in FY 2011-2012 and was moved to Utility Fund in FY 2012-2013

# City of Rockport

## Utility System Fund Revenues as of June 30, 2013

### Utility System Fund Revenues

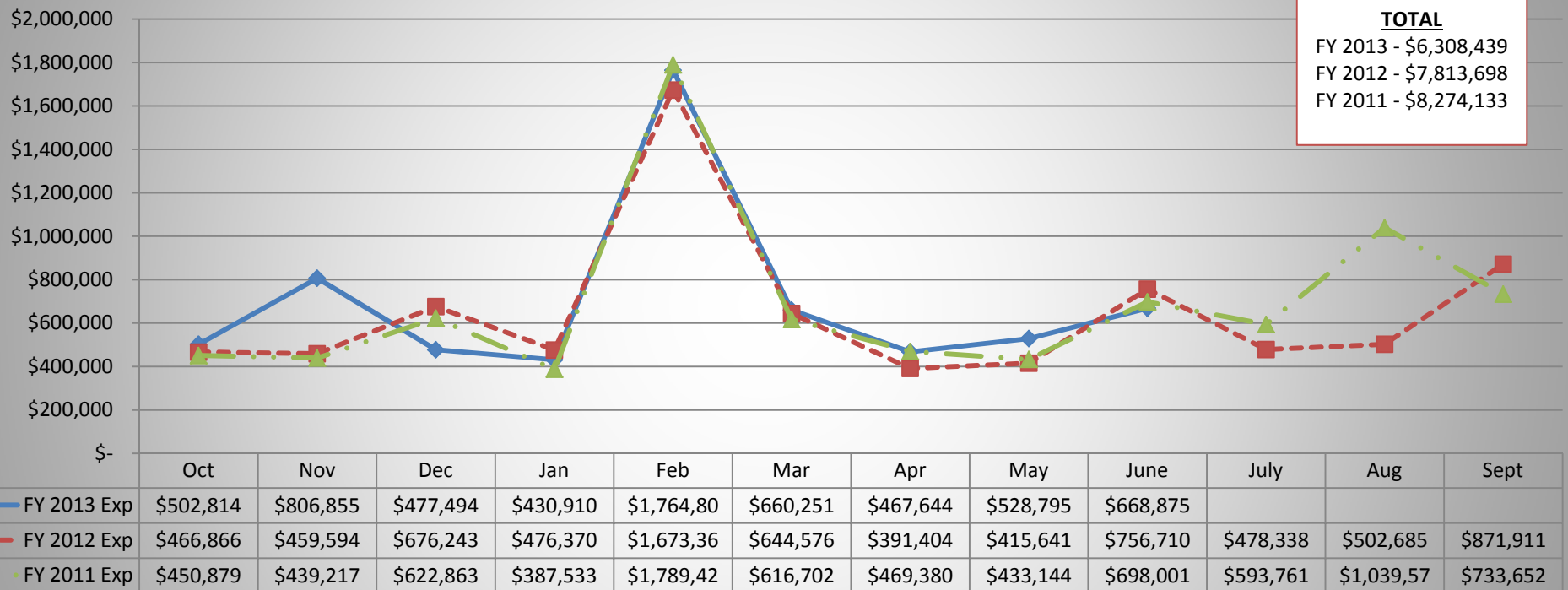


	Oct	Nov	Dec	Jan	Feb	Mar	Apr	May	June	July	Aug	Sept
FY 2013 Rev	\$758,438	\$726,791	\$673,869	\$685,862	\$625,127	\$710,349	\$770,306	\$659,703	\$764,226			
FY 2012 Rev	\$715,754	\$701,944	\$633,067	\$609,207	\$600,365	\$606,118	\$654,291	\$684,123	\$782,931	\$796,457	\$819,056	\$830,971
FY 2011 Rev	\$554,943	\$630,119	\$605,226	\$575,056	\$617,272	\$579,143	\$663,064	\$696,358	\$785,838	\$845,653	\$971,808	\$809,948

# City of Rockport

## Utility System Fund Expenditures as of June 30, 2013

### Utility System Fund Expenses



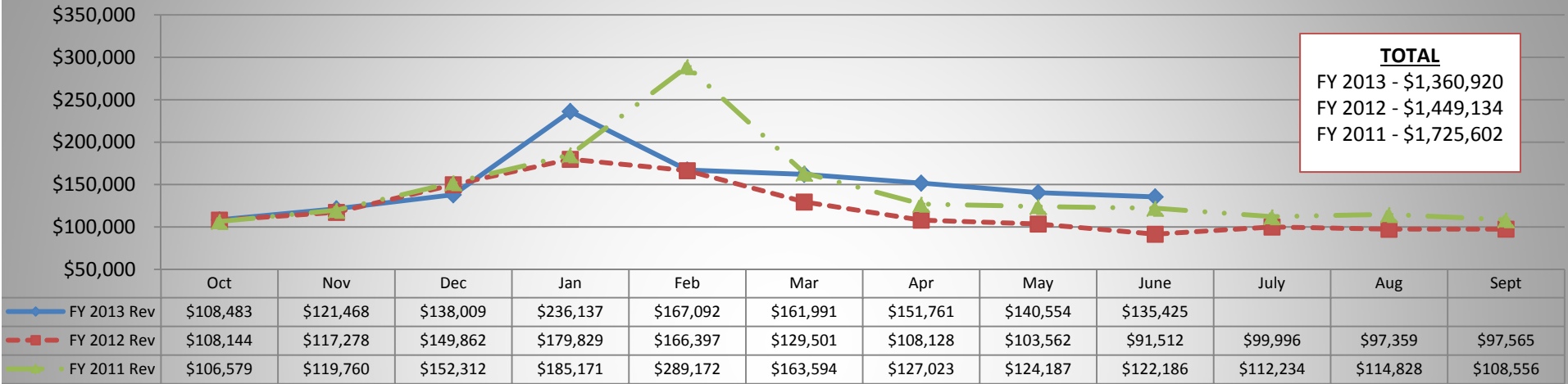
- **Expenses in February appear increased due to the debt service principal and interest payments. Expenses in August appear increased due to the debt service interest payments.**



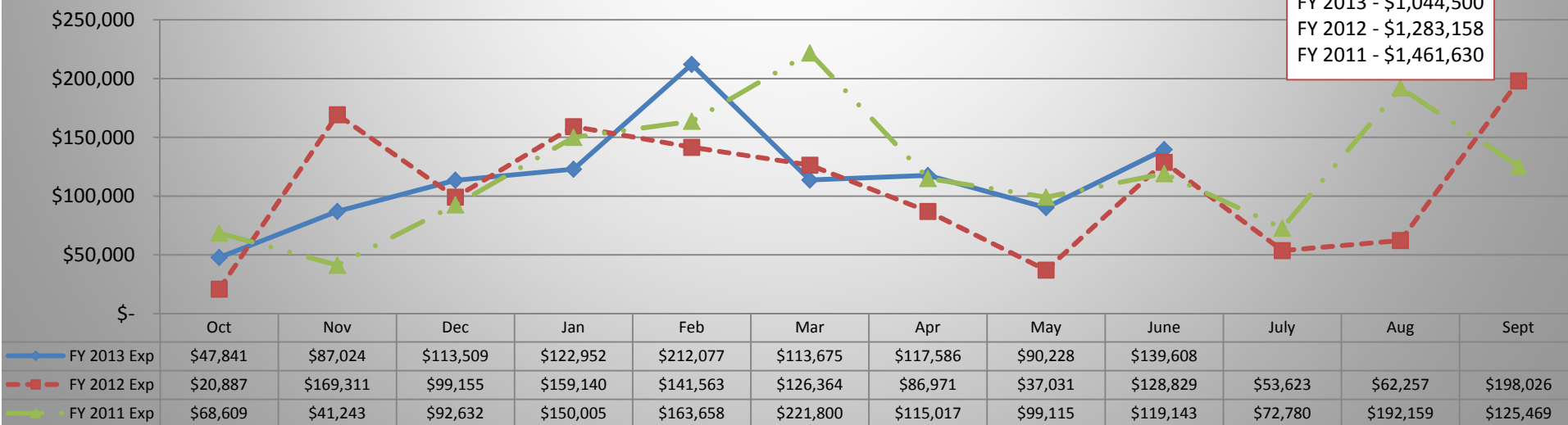
# City of Rockport

## Natural Gas Fund Revenues and Expenditures as of June 30, 2013

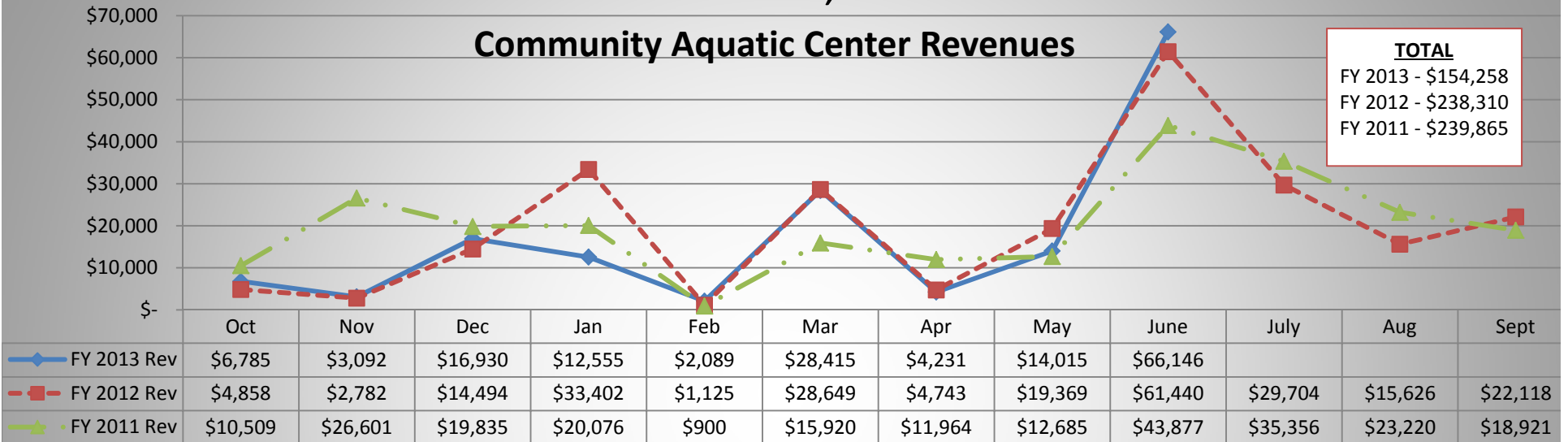
### Natural Gas Fund Revenues



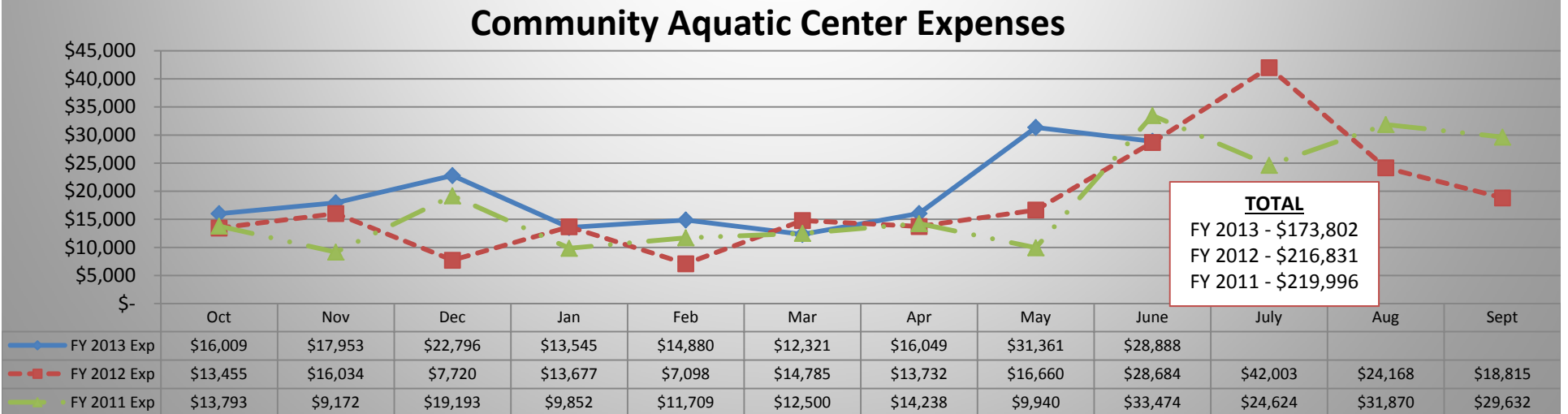
### Natural Gas Fund Expenditures



# City of Rockport Community Aquatic Center Fund Revenues and Expenditures as of June 30, 2013



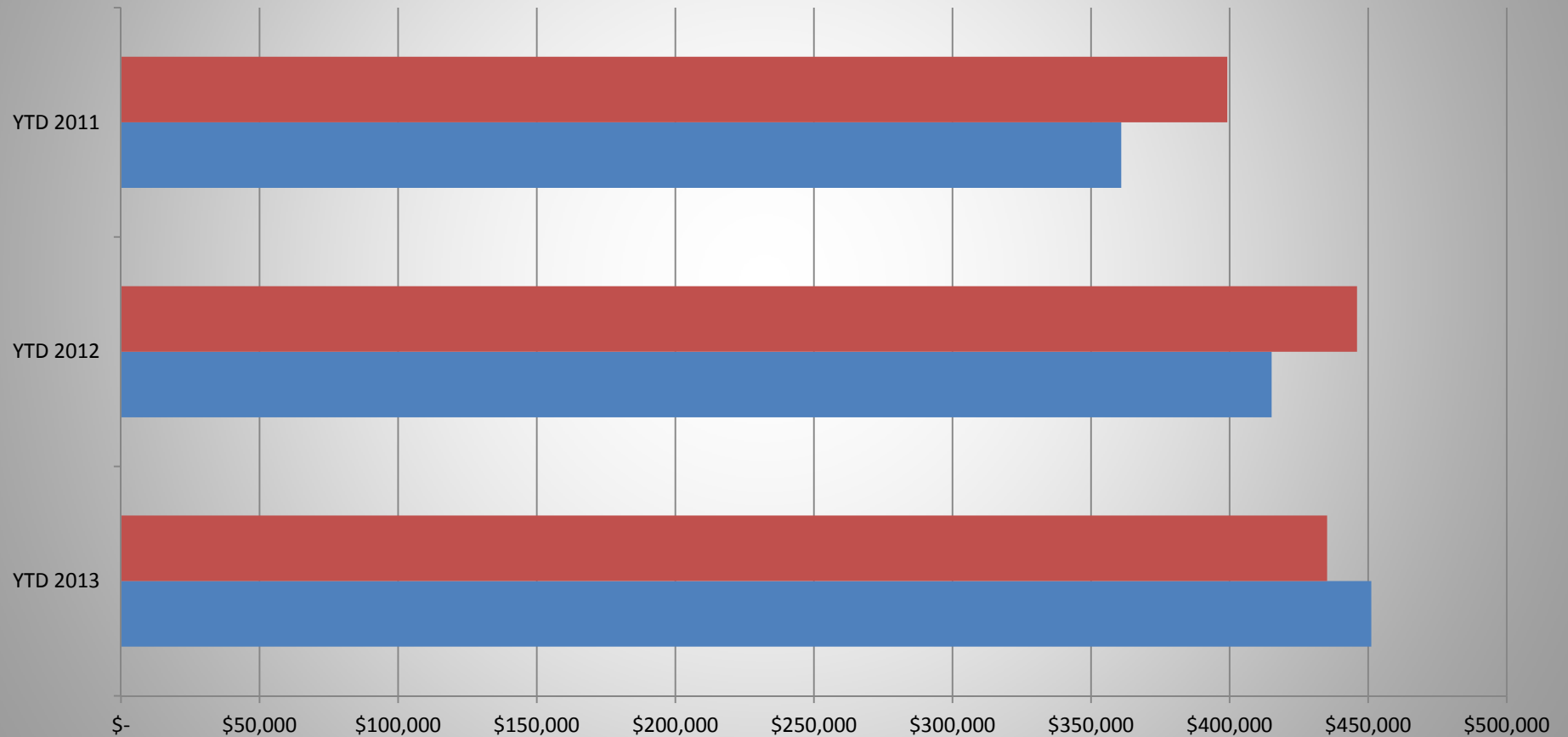
➤ **Aquatic Center revenues are very susceptible to the impact of weather as well as variability in hours of operation required to manage labor costs and meet the requirement to avoid a deficit.**



# City of Rockport

## Hotel-Motel Tax Fund Revenues and Expenditures Year to Date as of June 30, 2013

### Hotel-Motel Tax Fund YTD Revenues and Expenditures as of June 30th

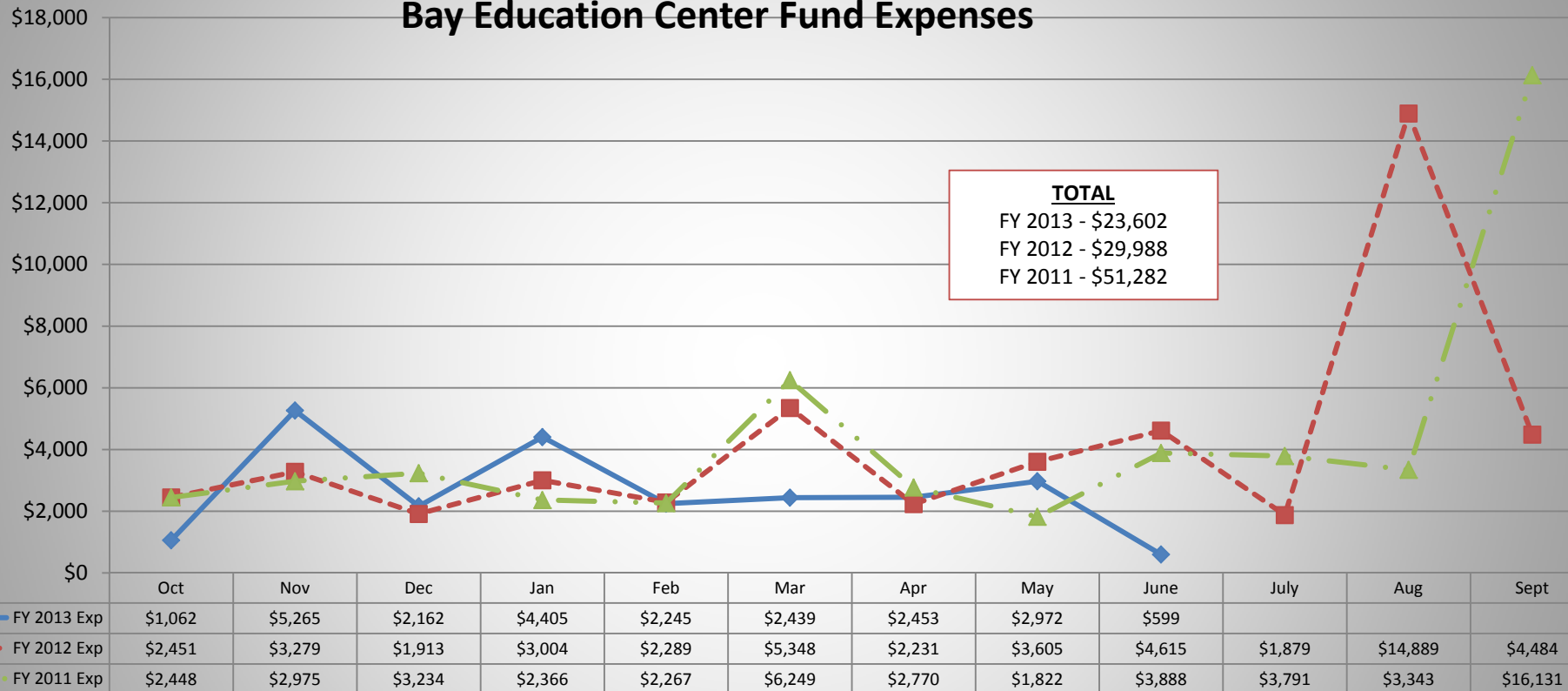


	YTD 2013	YTD 2012	YTD 2011
Expenses	\$435,190	\$445,960	\$399,165
Revenues	\$451,120	\$415,129	\$360,890

# City of Rockport

## Bay Education Center Fund Expenditures as of June 30, 2013

### Bay Education Center Fund Expenses



- Expenditures recognized an increase in August and September due to the timing of annual property insurance payments
- Expenditures increases in November FY 2013 and January FY 2013 were due to contract services to re-stain the concrete outside the BEC and annual lease payment to Aransas County Navigation District.