



# **Monthly Financial Reports**

**For Period Ending  
September 30, 2013**

# City of Rockport

## Summary of Revenues and Expenditures as of September 30, 2013

**12<sup>th</sup> month in Fiscal year 2013 or 100% completed as of Sept. 30, 2013**

- **Current Property Tax collection is above budget at 100.07%**
- **Building Permits are above budget at 148.25%**
- **Interest rates are above budget at 111.18%**
- **Water sales are at 90.97%, Sewer sales are at 97.11%**
- **Natural gas sales are at 83.88%**
- **Bay Education Center expenses are at \$46,551.81 which is 104.14% of total budget.**

### Revenues

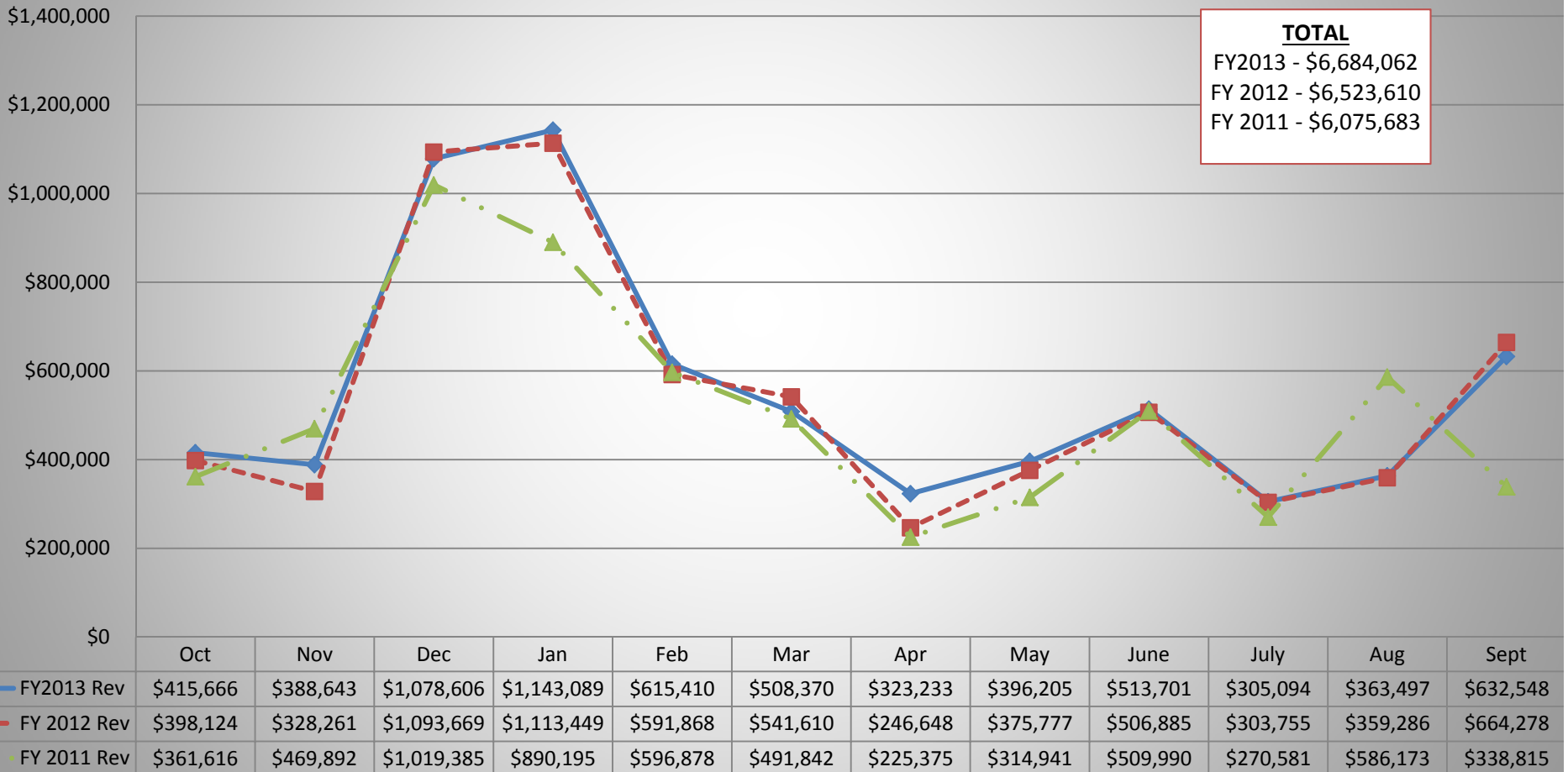
### Expenditures

FUND	FY 2013 Budget	FY 2013 Actual	% of FY 2013 Budget	FY 2013 Budget	FY 2013 Actual	% of FY 2013 Budget
General Fund	\$6,630,997	\$6,684,062	100.80%	\$6,738,360	\$6,698,492	99.41%
Utility Sys. Fund	\$9,514,606	\$8,758,063	92.05%	\$9,415,131	\$8,828,255	93.77%
Natural Gas Fund	\$2,062,435	\$1,740,941	84.41%	\$2,153,479	\$1,407,818	65.37%
Community Aquatic Ctr.	\$249,215	\$238,921	95.87%	\$251,543	\$267,527	106.35%
Hotel-Motel Tax Fund	\$565,000	\$689,331	122.01%	\$568,643	\$579,398	101.89%

# City of Rockport

## General Fund Revenues as of September 30, 2013

### General Fund Revenues

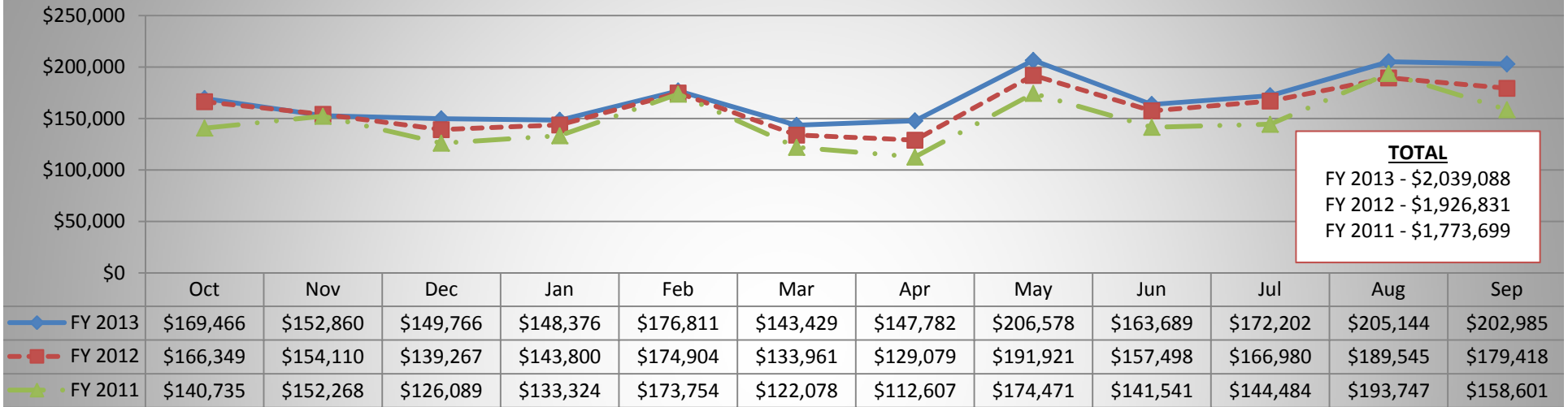


➤ **Revenues will increase in December, January and February due to collection of the Ad Valorem Taxes**

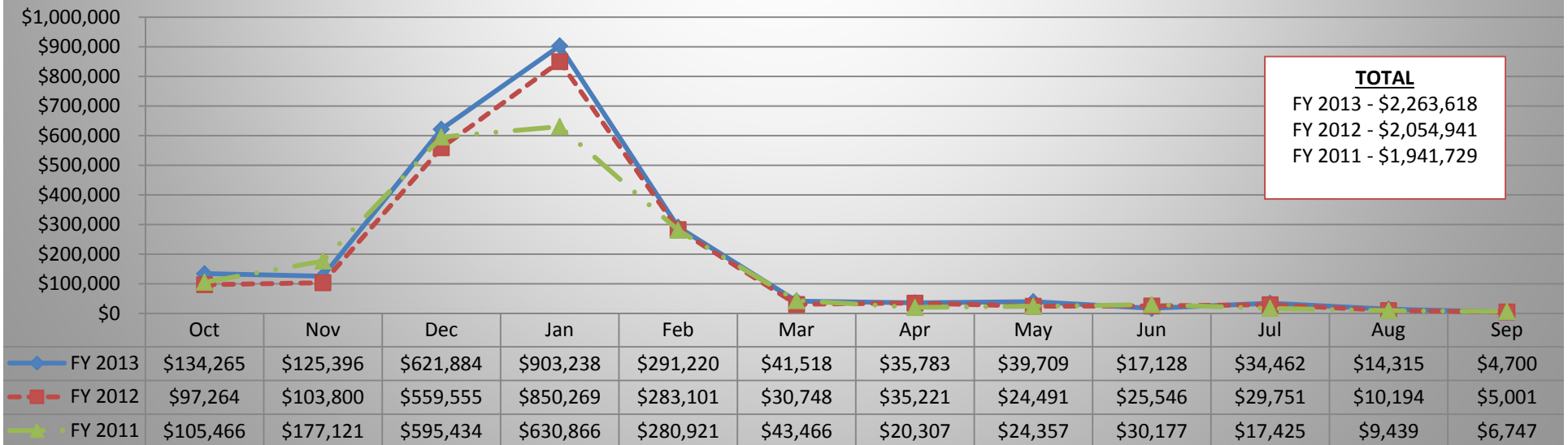
# City of Rockport

## General Fund Revenues as of September 30, 2013

### Sales Tax Revenue

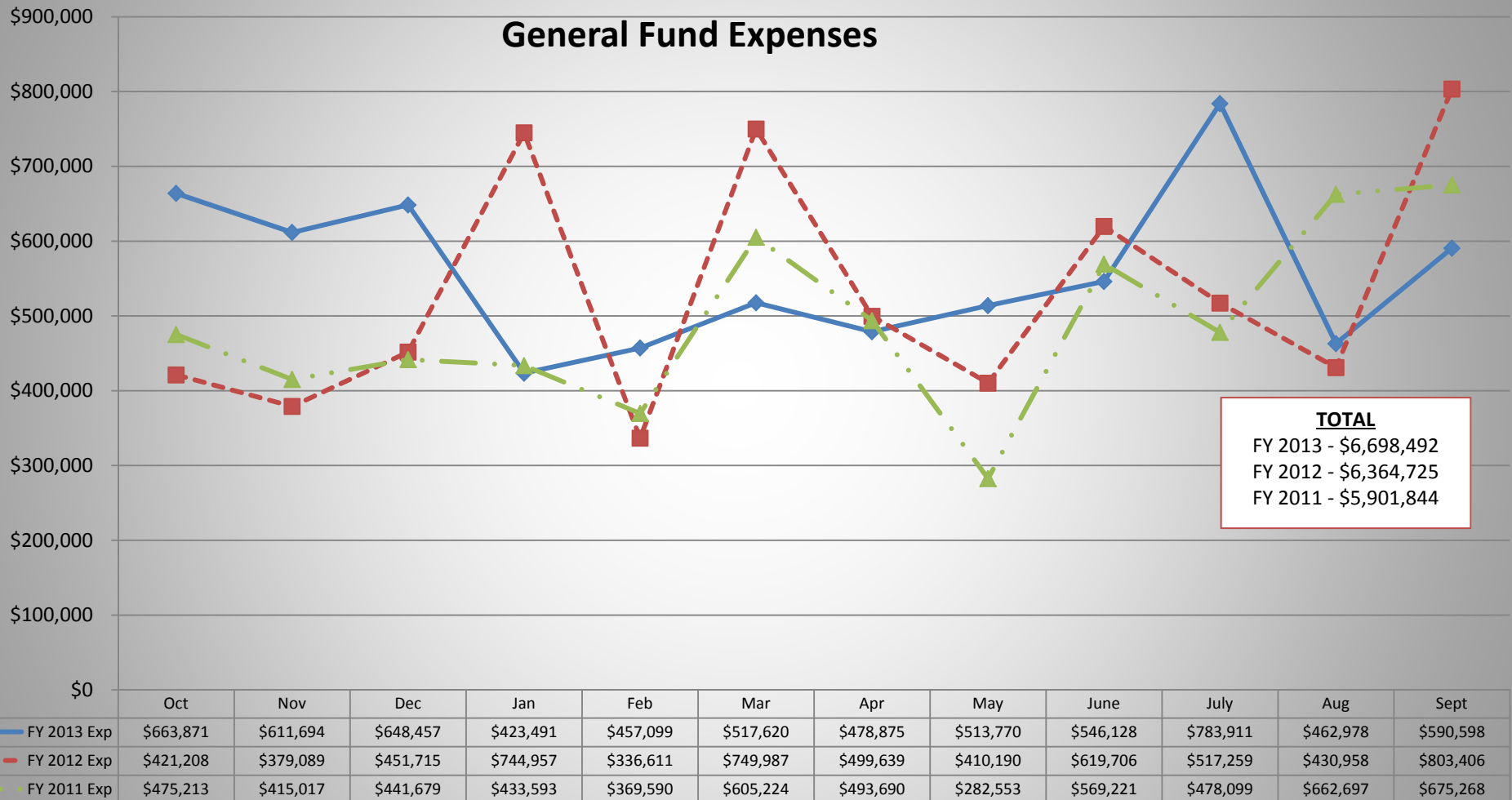


### Ad Valorem Tax Revenue



# City of Rockport

## General Fund Expenditures as of September 30, 2013

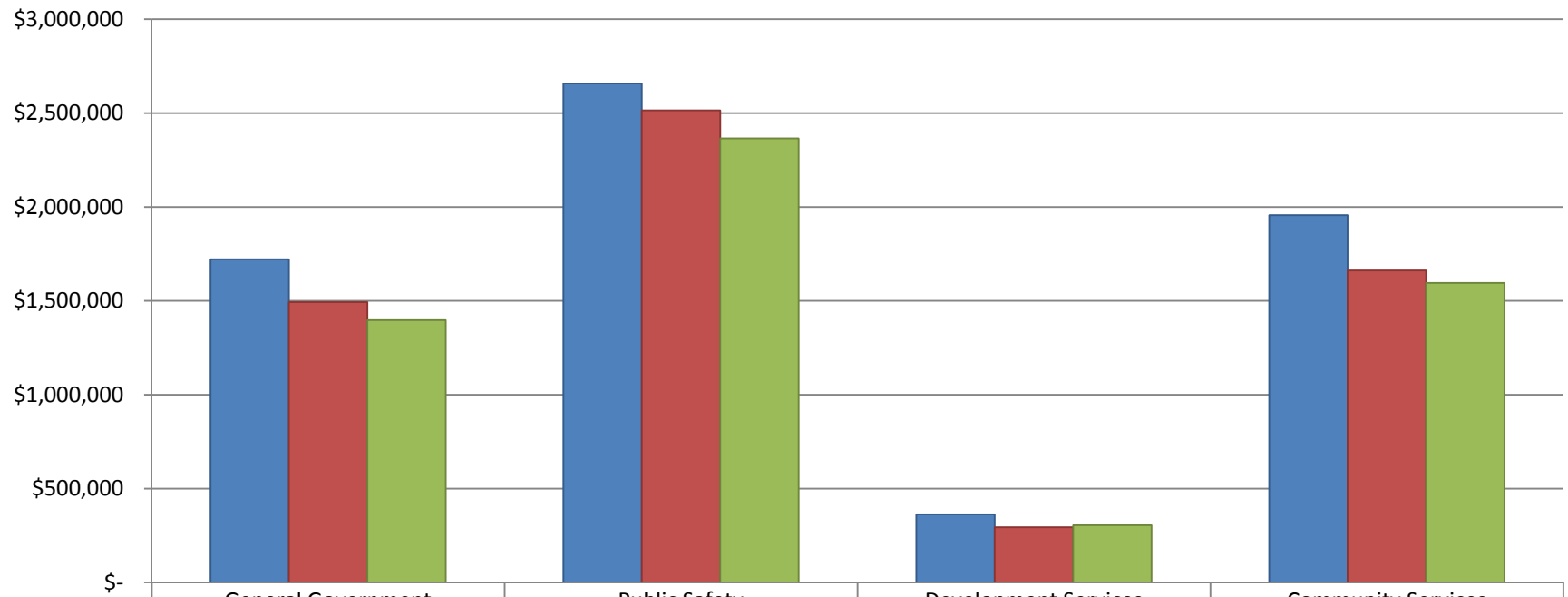


➤ Expenditures in a given month will vary from year to year due to variability of timing of when payment requests are received and paid.

# City of Rockport

## General Fund Expenditures as of September 30, 2013

### General Fund Expenditures Comparison



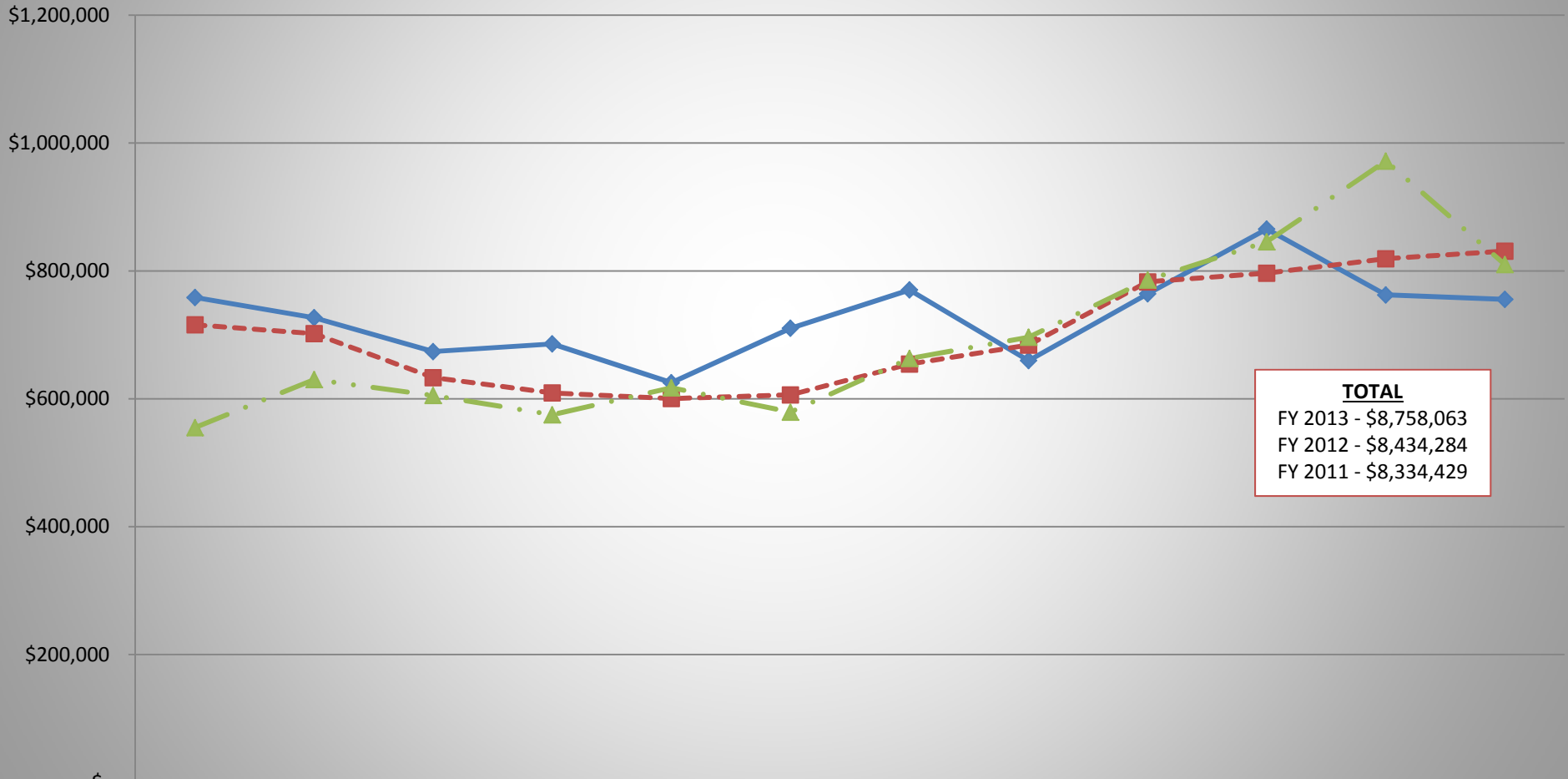
	General Government	Public Safety	Development Services	Community Services
YTD as of Sept., 30, 2013	\$1,721,378	\$2,657,805	\$362,751	\$1,956,558
YTD as of Sept., 30, 2012	\$1,493,547	\$2,514,650	\$293,913	\$1,661,929
YTD as of Sept., 30, 2011	\$1,397,273	\$2,365,395	\$304,884	\$1,594,977

- **General Government** includes Mayor & Council, City Manager, City Secretary, Finance, Information Technology, Building Maintenance and Organizational
- **Public Safety** includes Police Administration, Patrol, CID, and Municipal Court
- **Development Services** includes Building Development, Inspections, and Code Enforcement
- **Community Services** includes Parks and Recreation, and Street Department

# City of Rockport

## Utility System Fund Revenues as of September 30, 2013

### Utility System Fund Revenues

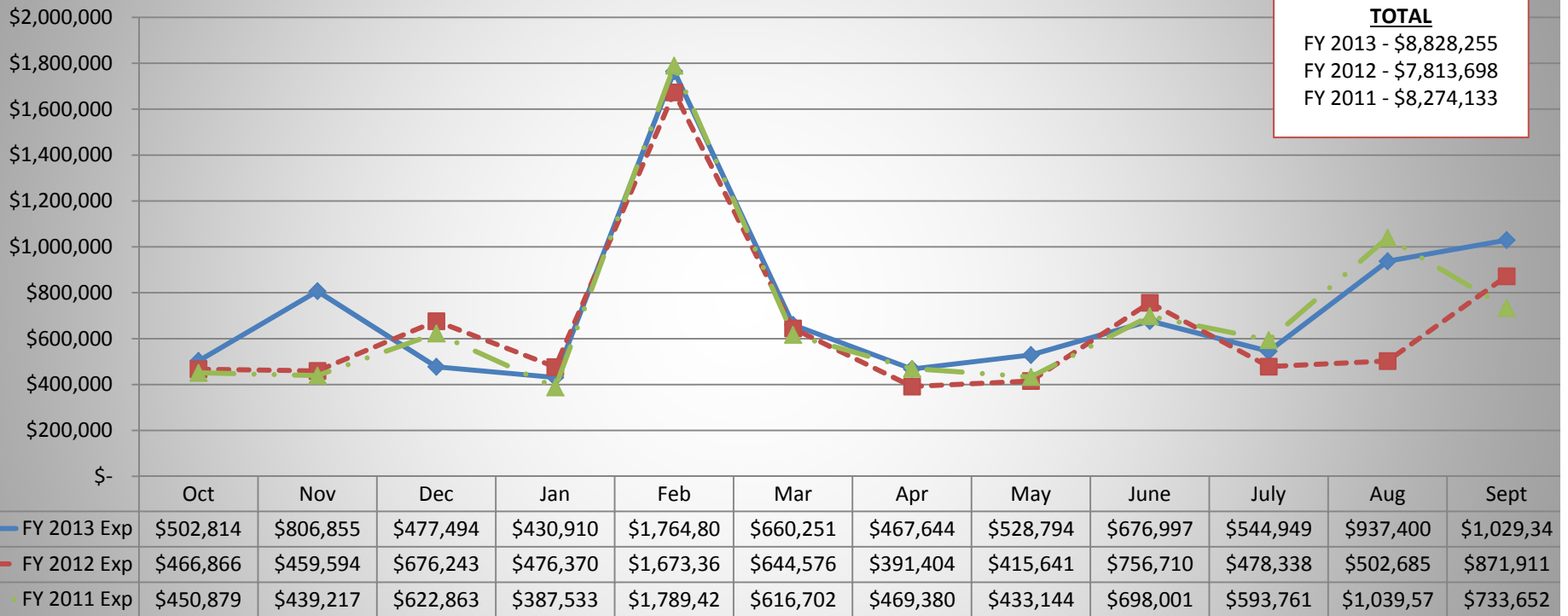


	Oct	Nov	Dec	Jan	Feb	Mar	Apr	May	June	July	Aug	Sept
<span style="color: blue;">◆</span> FY 2013 Rev	\$758,438	\$726,791	\$673,869	\$685,862	\$625,127	\$710,349	\$770,306	\$659,703	\$764,226	\$865,514	\$762,417	\$755,461
<span style="color: red;">■</span> FY 2012 Rev	\$715,754	\$701,944	\$633,067	\$609,207	\$600,365	\$606,118	\$654,291	\$684,123	\$782,931	\$796,457	\$819,056	\$830,971
<span style="color: green;">▲</span> FY 2011 Rev	\$554,943	\$630,119	\$605,226	\$575,056	\$617,272	\$579,143	\$663,064	\$696,358	\$785,838	\$845,653	\$971,808	\$809,948

# City of Rockport

## Utility System Fund Expenditures as of September 30, 2013

### Utility System Fund Expenses



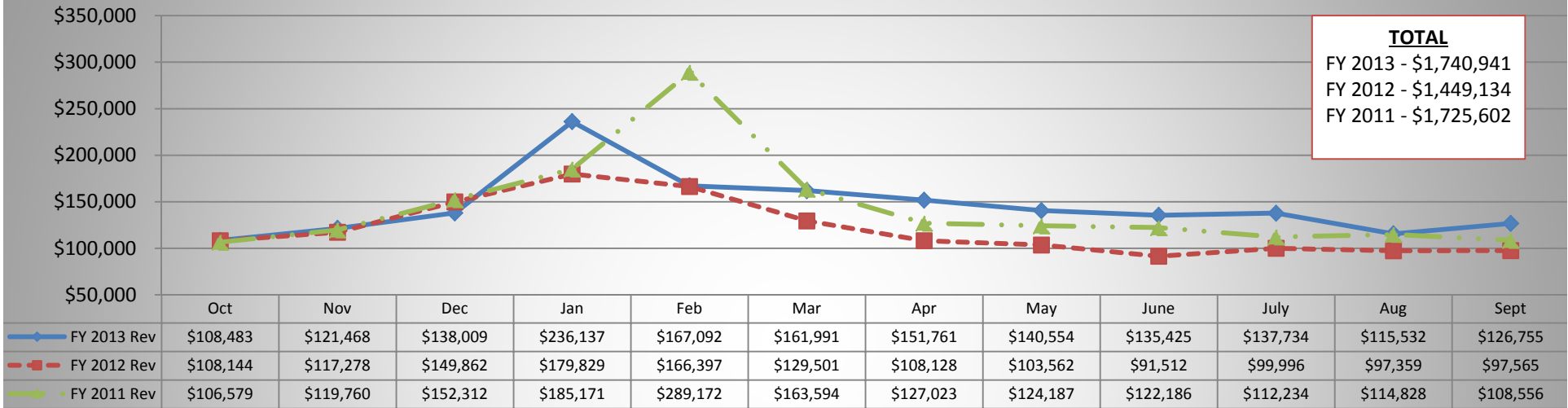
➤ **Expenses in February appear increased due to the debt service principal and interest payments. Expenses in August appear increased due to the debt service interest payments.**



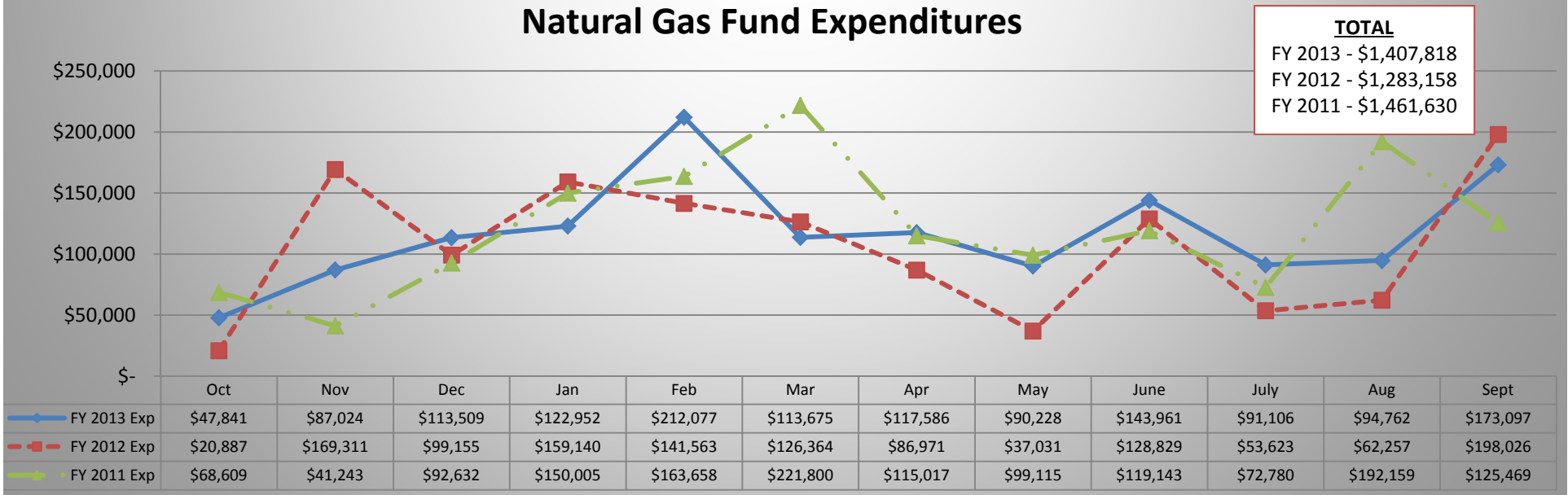
# City of Rockport

## Natural Gas Fund Revenues and Expenditures as of September 30, 2013

### Natural Gas Fund Revenues

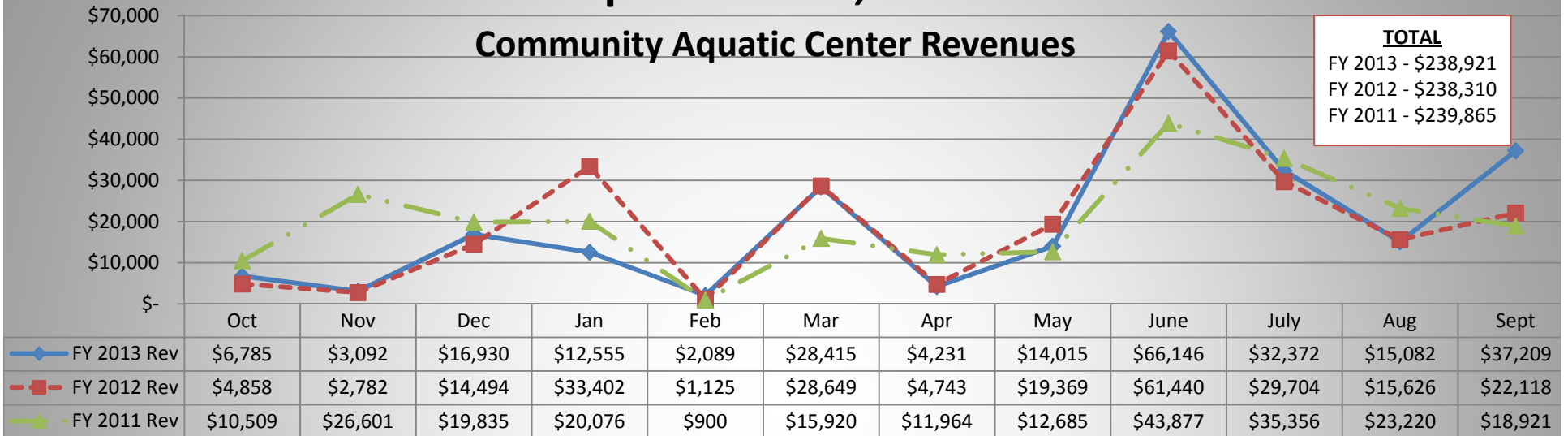


### Natural Gas Fund Expenditures

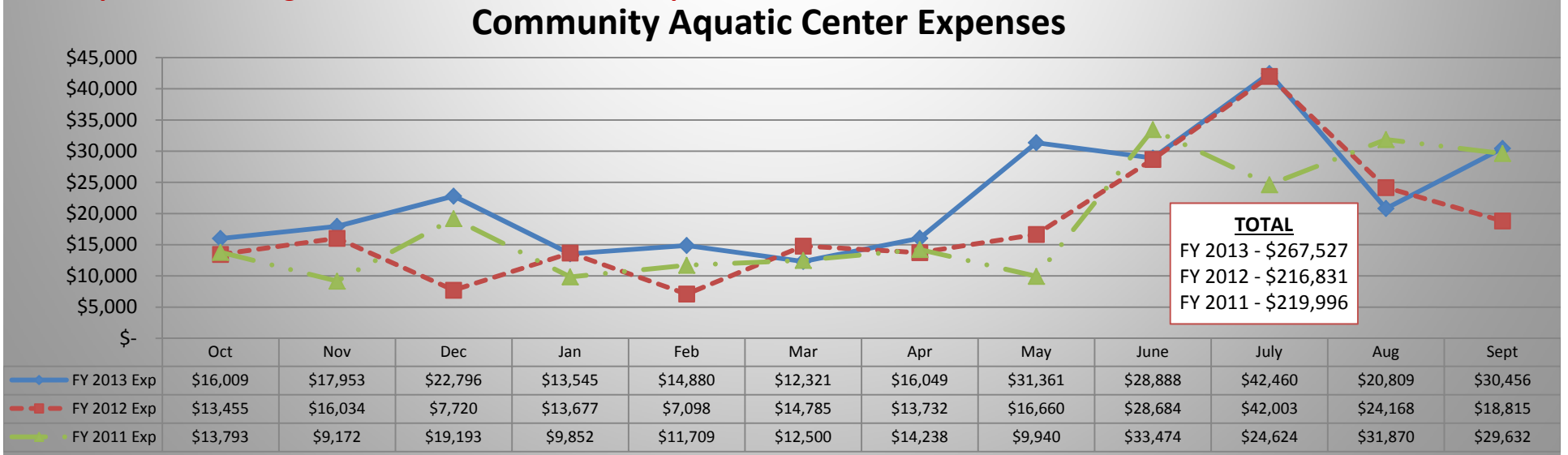


# City of Rockport

## Community Aquatic Center Fund Revenues and Expenditures as of September 30, 2013



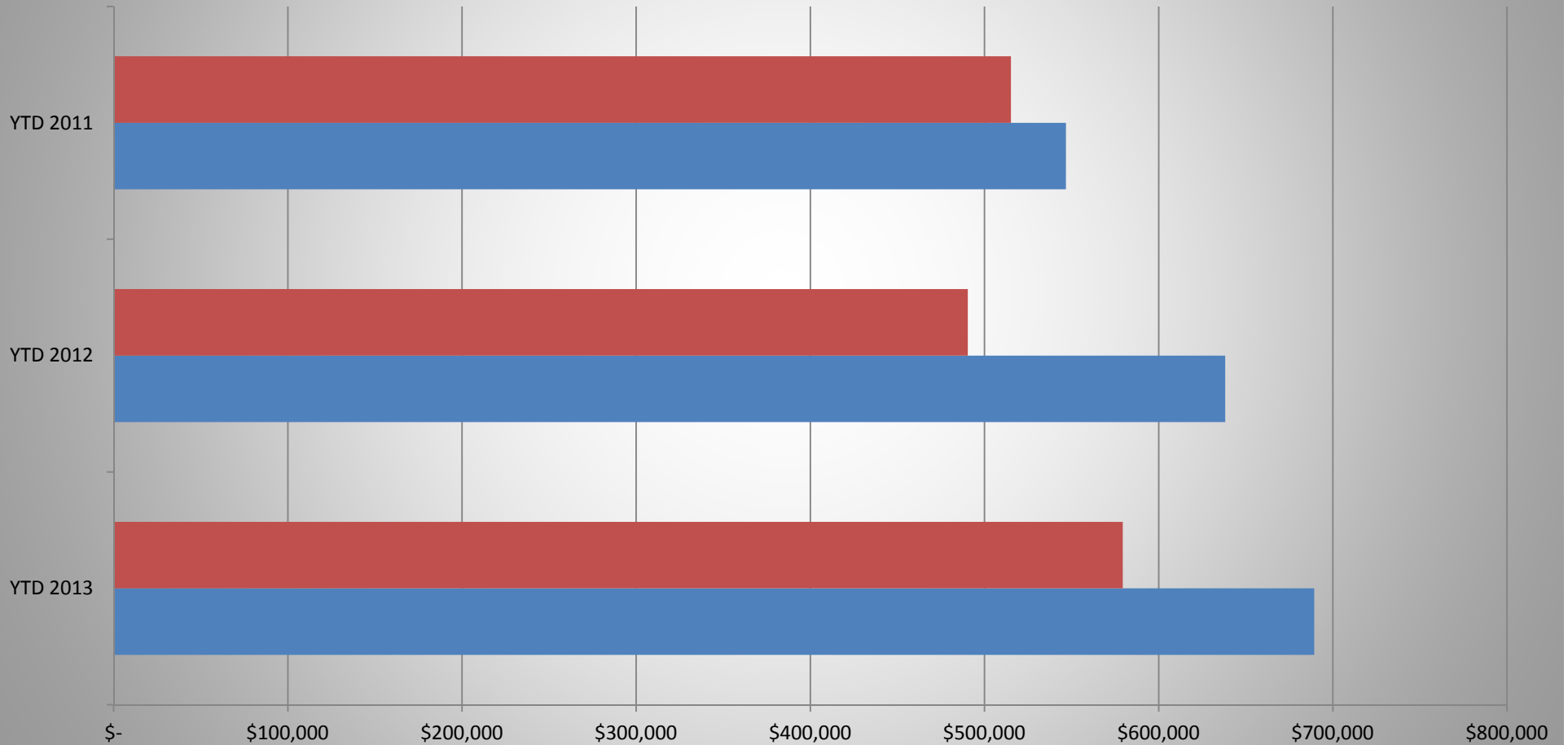
➤ **Aquatic Center revenues are very susceptible to the impact of weather as well as variability in hours of operation required to manage labor costs and meet the requirement to avoid a deficit.**



# City of Rockport

## Hotel-Motel Tax Fund Revenues and Expenditures Year to Date as of September 30, 2013

### Hotel-Motel Tax Fund YTD Revenues and Expenditures as of September 30th

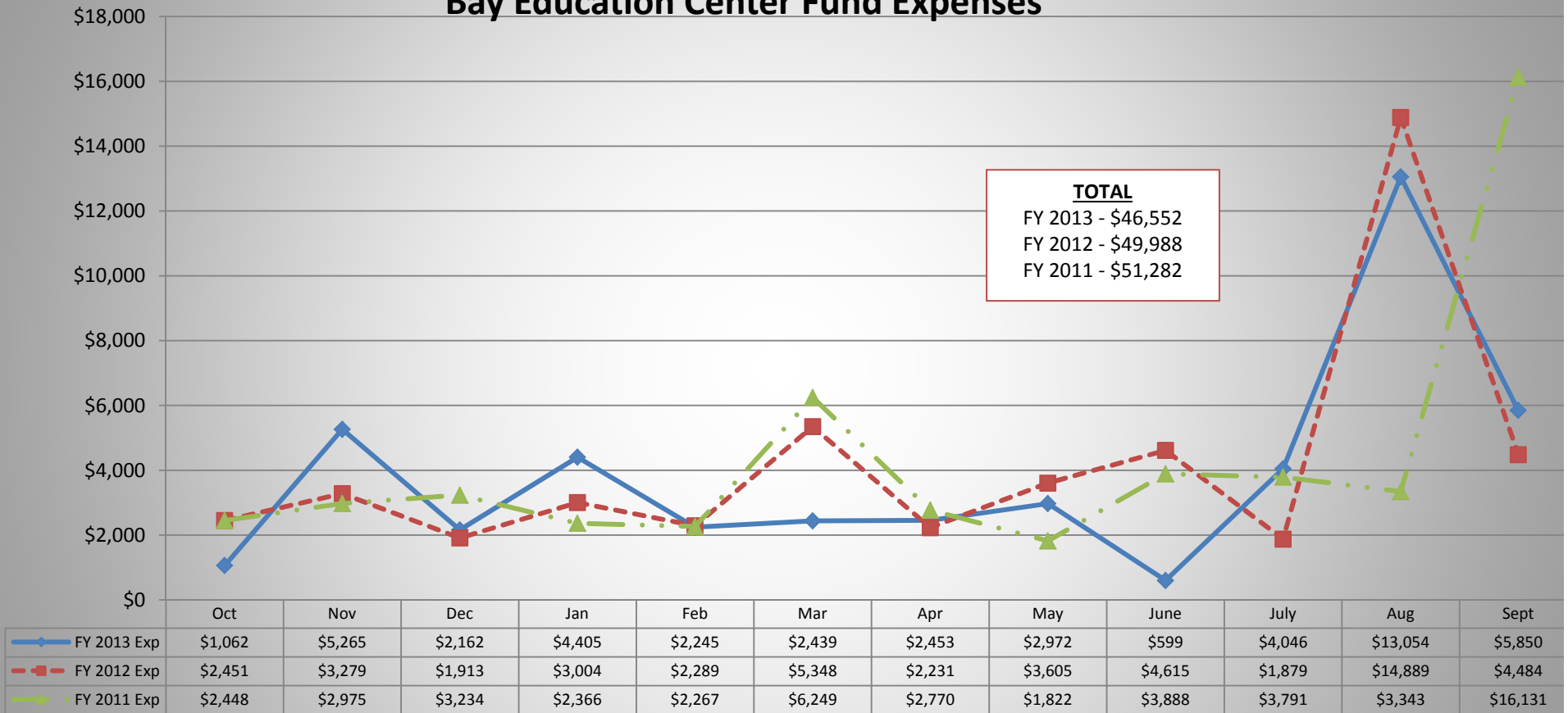


	YTD 2013	YTD 2012	YTD 2011
Expenses	\$579,398	\$490,439	\$515,205
Revenues	\$689,331	\$638,155	\$546,775

# City of Rockport

## Bay Education Center Fund Expenditures as of September 30, 2013

### Bay Education Center Fund Expenses



- Expenditures recognized an increase in August and September due to the timing of annual property insurance payments
- Expenditures increases in November FY 2013 and January FY 2013 were due to contract services to re-stain the concrete outside the BEC and annual lease payment to Aransas County Navigation District.