



# **Monthly Financial Reports**

**For Period Ending  
February 28, 2014**

# City of Rockport

## Summary of Revenues and Expenditures as of February 28, 2014

5th month in Fiscal year 2013-2014 or 42% completed as of February 28, 2014

- **Current Property Tax collection is above budget at 90.95%**
- **Building Permits are above budget at 64.48%**
- **Interest rates are above budget at 46.63%**
- **Water sales are at 33.39%, Sewer sales are at 37.42%**
- **Natural gas sales are at 56.87%**
- **Bay Education Center expenses are at \$15,291.27 which is 33.54% of total budget.**

### Revenues

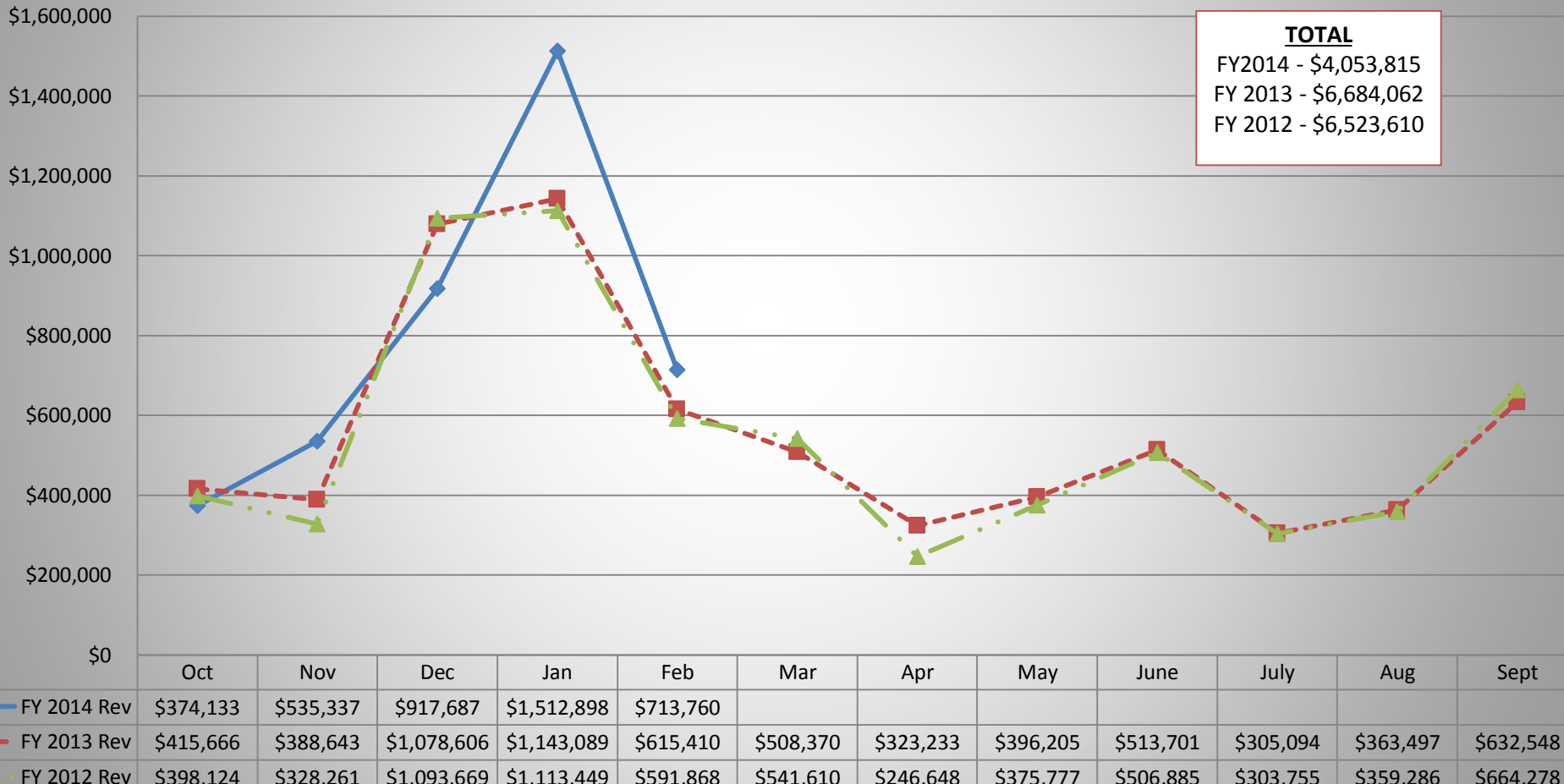
### Expenditures

FUND	FY 2014 Budget	FY 2014 Actual	% of FY 2014 Budget	FY 2014 Budget	FY 2014 Actual	% of FY 2014 Budget
General Fund	\$7,005,204	\$4,053,814	57.87%	\$6,981,012	\$2,576,208	36.90%
Utility Sys. Fund	\$9,587,244	\$3,368,183	35.13%	\$9,580,161	\$3,643,266	38.03%
Natural Gas Fund	\$2,028,482	\$1,159,556	57.16%	\$2,025,436	\$755,201	37.29%
Community Aquatic Ctr.	\$274,152	\$49,105	17.91%	\$274,153	\$85,370	31.14%
Hotel-Motel Tax Fund	\$665,000	\$329,847	49.60%	\$607,912	\$295,112	48.55%

# City of Rockport

## General Fund Revenues as of February 28, 2014

### General Fund Revenues

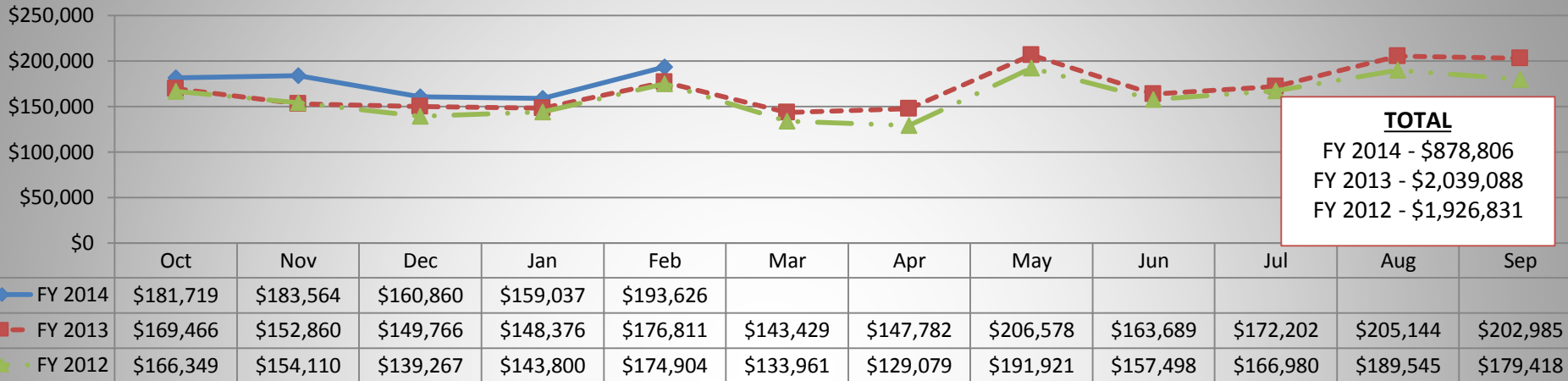


**➤ Revenues will increase in December, January and February due to collection of the Ad Valorem Taxes**

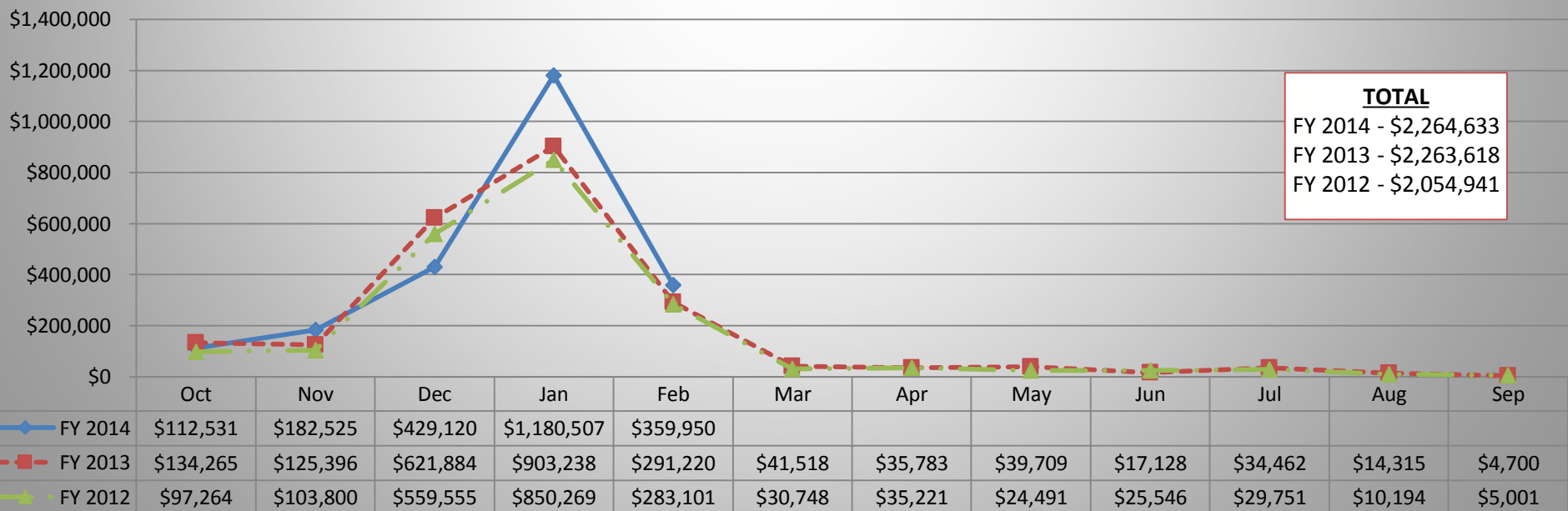
# City of Rockport

## General Fund Revenues as of February 28, 2014

### Sales Tax Revenue

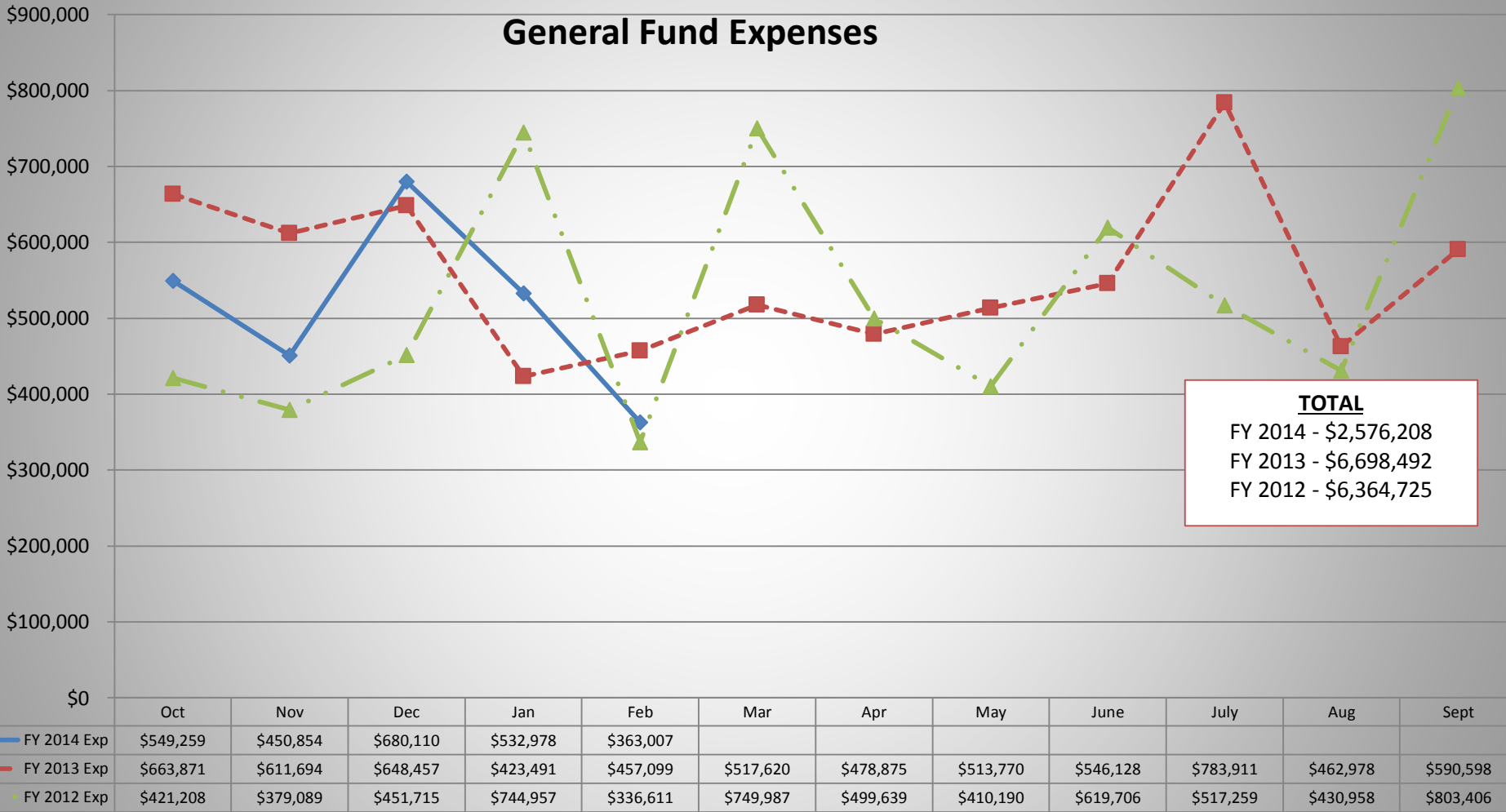


### Ad Valorem Tax Revenue



# City of Rockport

## General Fund Expenditures as of February 28, 2014

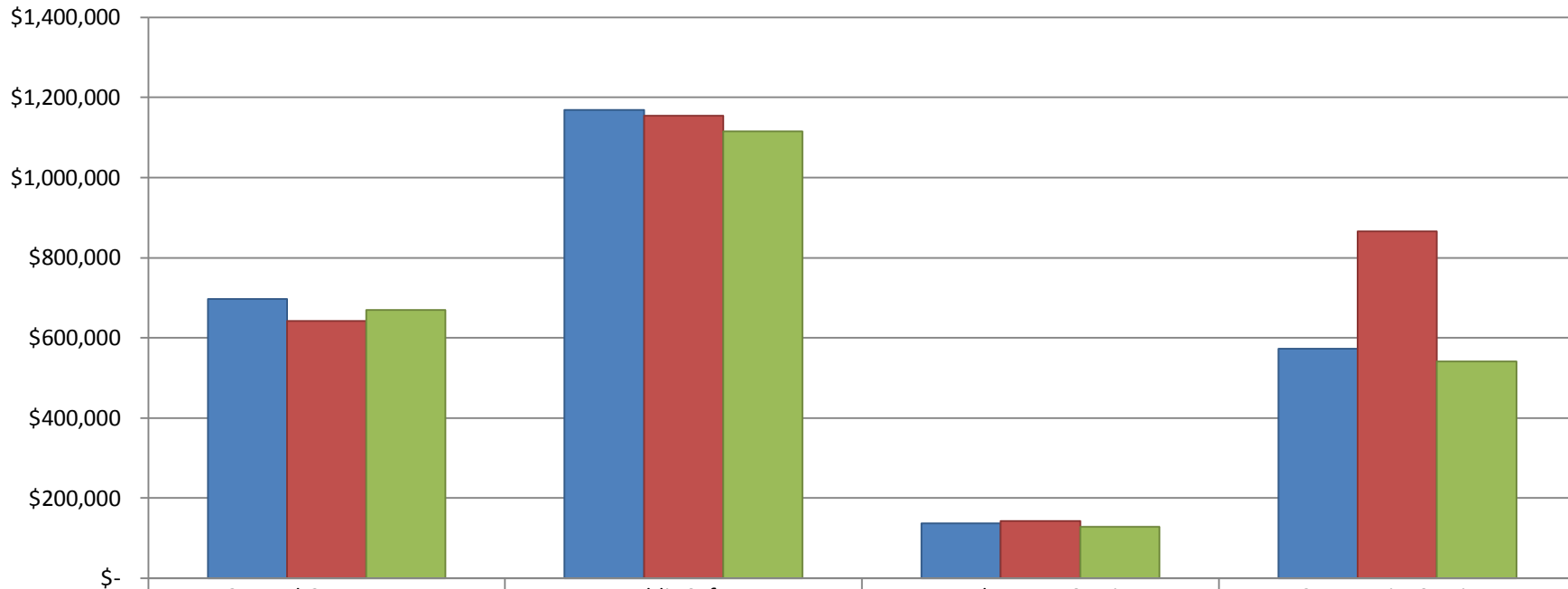


➤ Expenditures in a given month will vary from year to year due to variability of timing of when payment requests are received and paid.

# City of Rockport

## General Fund Expenditures as of February 28, 2014

### General Fund Expenditures Comparison



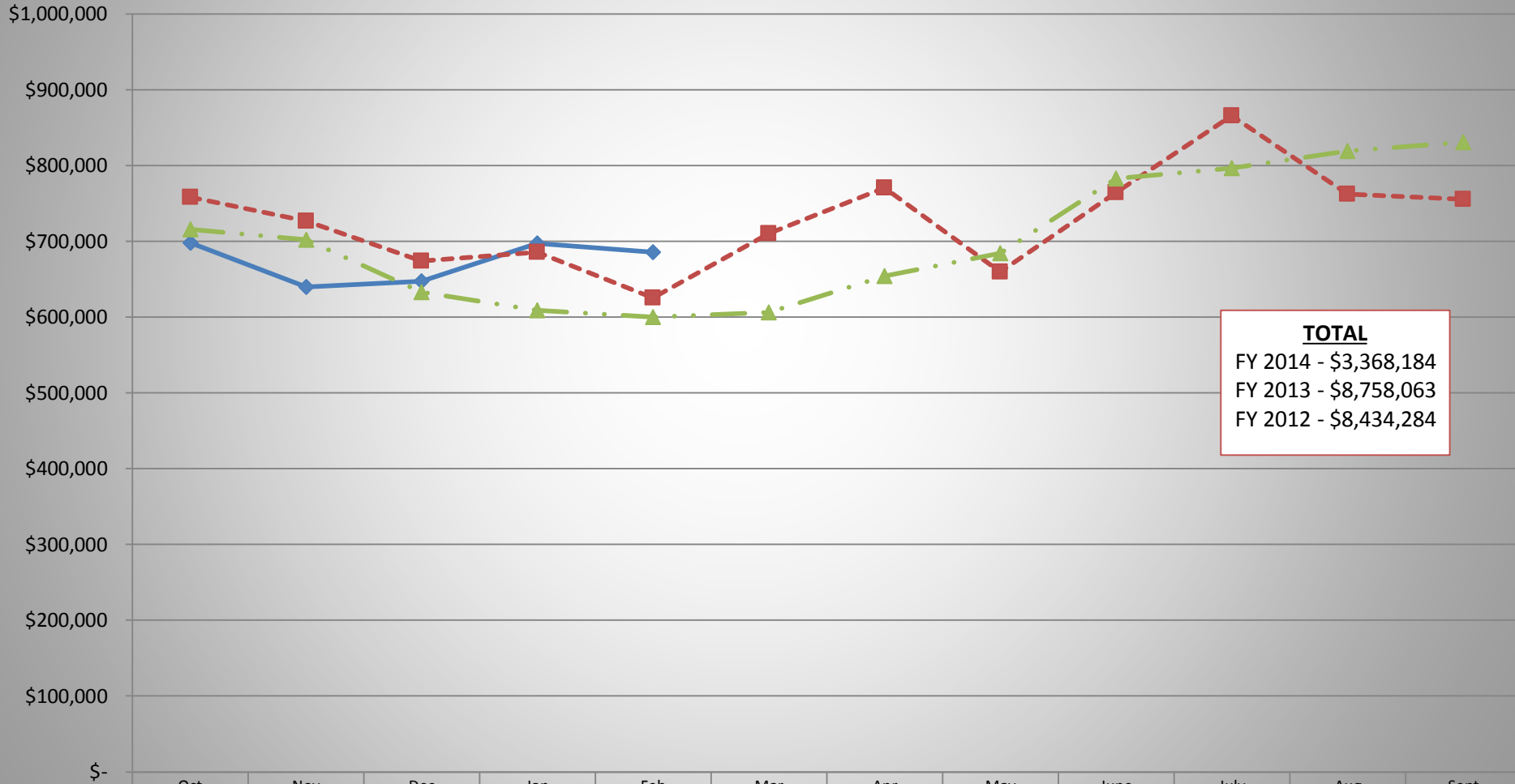
	General Government	Public Safety	Development Services	Community Services
YTD as of Feb., 28, 2014	\$696,959	\$1,169,505	\$136,375	\$573,368
YTD as of Feb., 28, 2013	\$642,122	\$1,154,768	\$142,387	\$865,335
YTD as of Feb., 28, 2012	\$669,222	\$1,115,158	\$127,740	\$541,717

- **General Government** includes Mayor & Council, City Manager, City Secretary, Finance, Information Technology, Building Maintenance and Organizational
- **Public Safety** includes Police Administration, Patrol, CID, and Municipal Court
- **Development Services** includes Building Development, Inspections, and Code Enforcement
- **Community Services** includes Parks and Recreation, and Street Department

# City of Rockport

## Utility System Fund Revenues as of February 28, 2014

### Utility System Fund Revenues



	Oct	Nov	Dec	Jan	Feb	Mar	Apr	May	June	July	Aug	Sept
FY 2014 Rev	\$698,255	\$639,710	\$647,242	\$696,999	\$685,978							
FY 2013 Rev	\$758,438	\$726,791	\$673,869	\$685,862	\$625,127	\$710,349	\$770,306	\$659,703	\$764,226	\$865,514	\$762,417	\$755,461
FY 2012 Rev	\$715,754	\$701,944	\$633,067	\$609,207	\$600,365	\$606,118	\$654,291	\$684,123	\$782,931	\$796,457	\$819,056	\$830,971

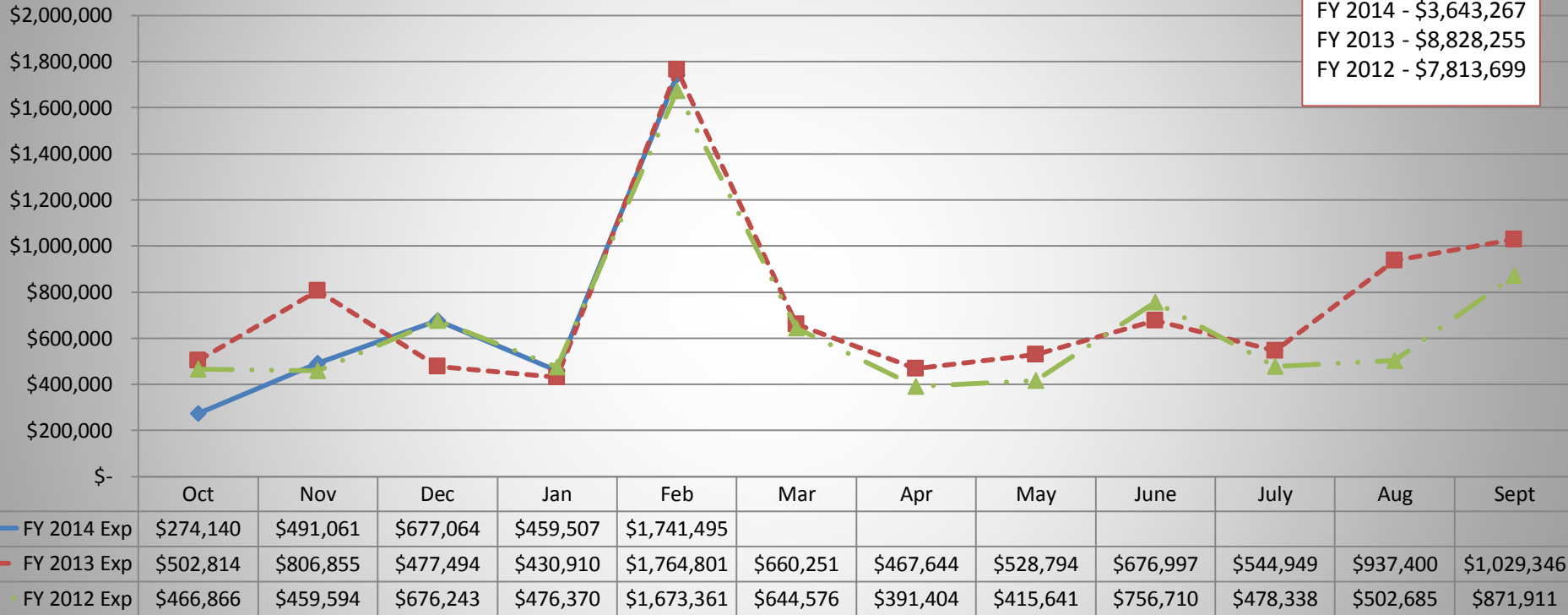


# City of Rockport

## Utility System Fund Expenditures as of February 28, 2014

### Utility System Fund Expenses

<u>TOTAL</u>	
FY 2014 -	\$3,643,267
FY 2013 -	\$8,828,255
FY 2012 -	\$7,813,699



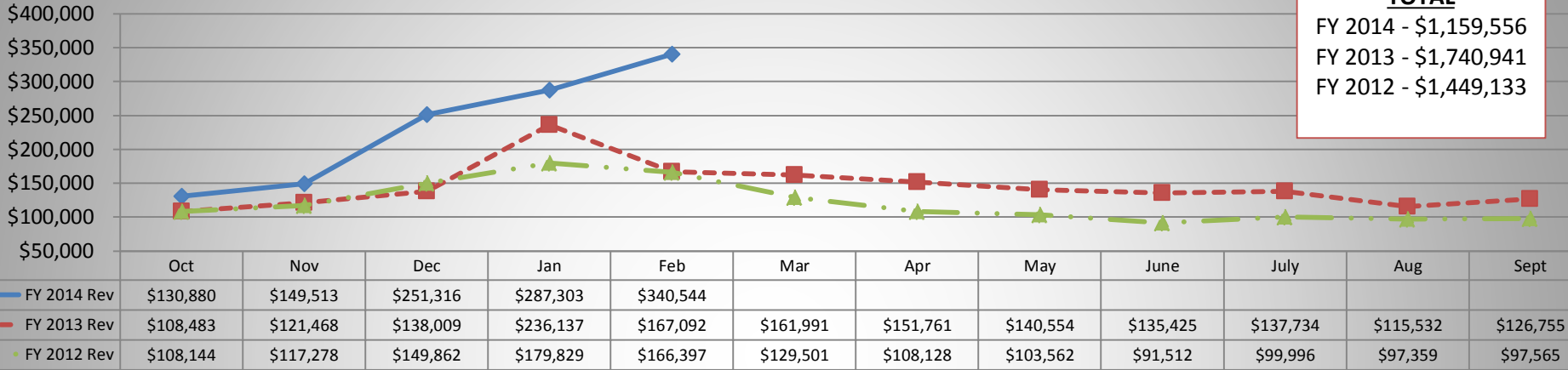
➤ **Expenses in February appear increased due to the debt service principal and interest payments. Expenses in August appear increased due to the debt service interest payments.**



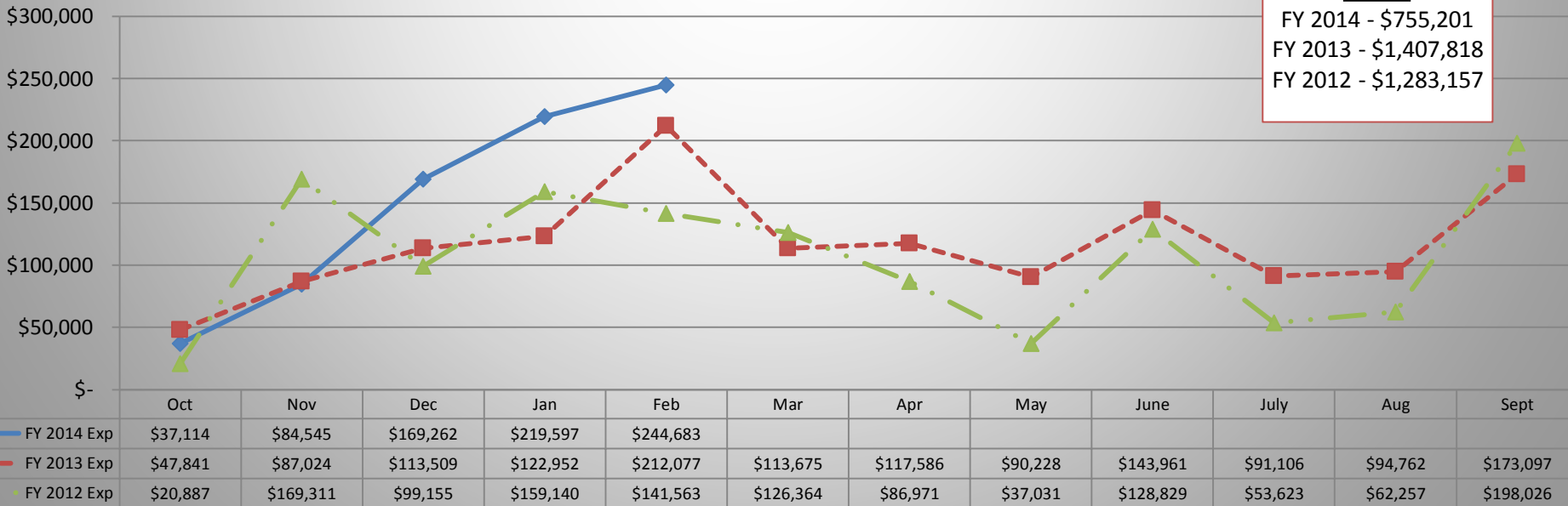
# City of Rockport

## Natural Gas Fund Revenues and Expenditures as of February 28, 2014

### Natural Gas Fund Revenues



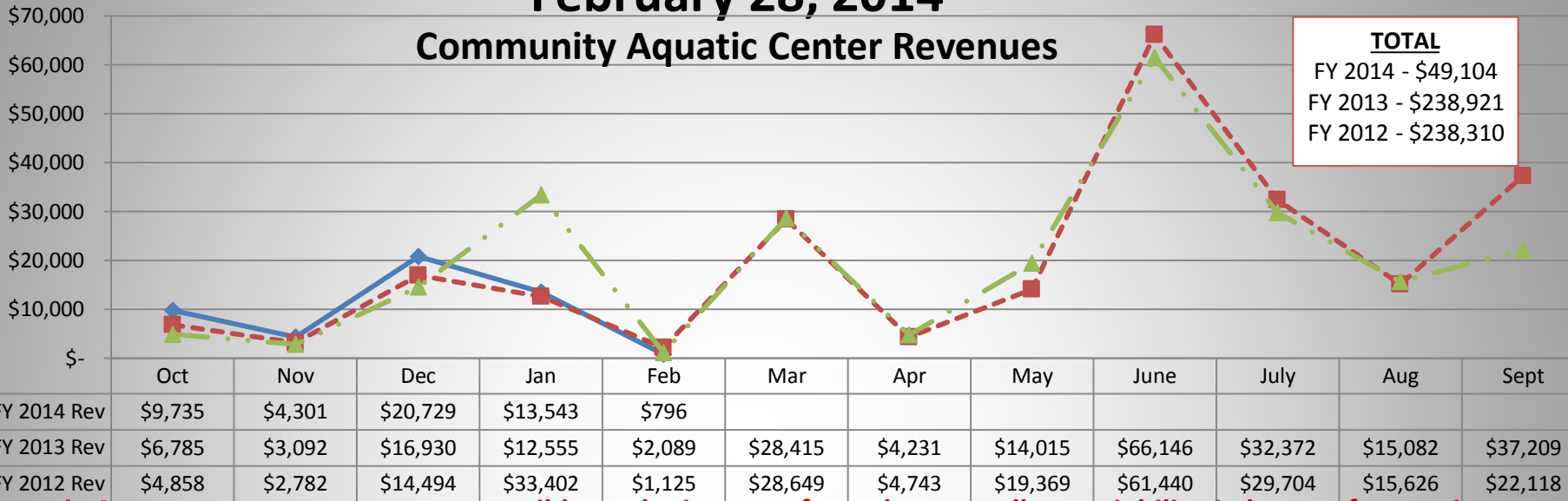
### Natural Gas Fund Expenditures



# City of Rockport

## Community Aquatic Center Fund Revenues and Expenditures as of February 28, 2014

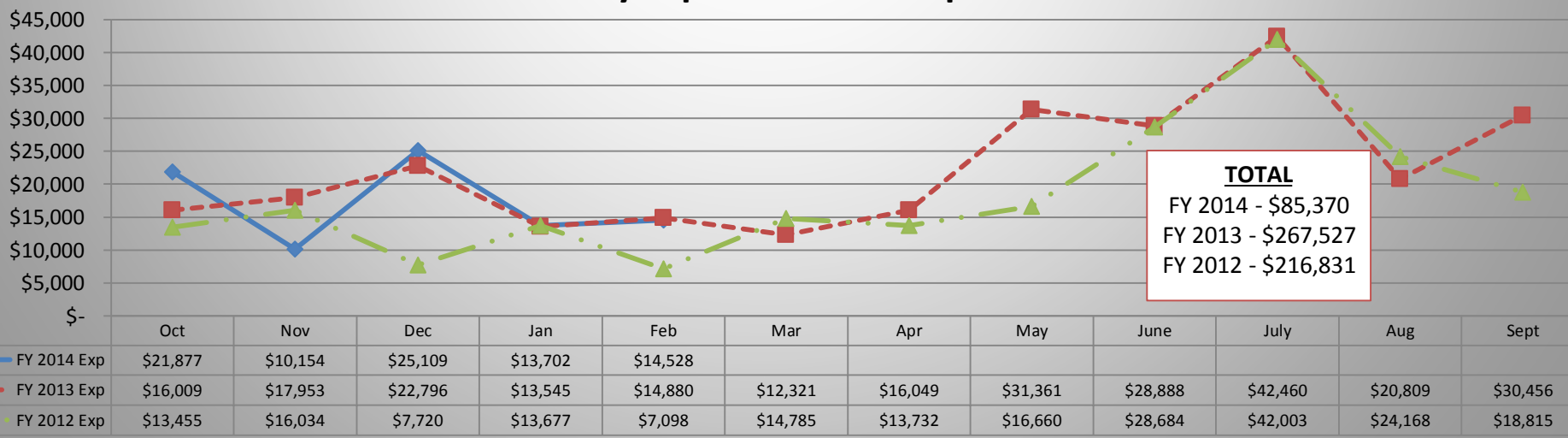
### Community Aquatic Center Revenues



**TOTAL**  
 FY 2014 - \$49,104  
 FY 2013 - \$238,921  
 FY 2012 - \$238,310

➤ **Aquatic Center revenues are very susceptible to the impact of weather as well as variability in hours of operation required to manage labor costs and meet the requirement to avoid a deficit.**

### Community Aquatic Center Expenses

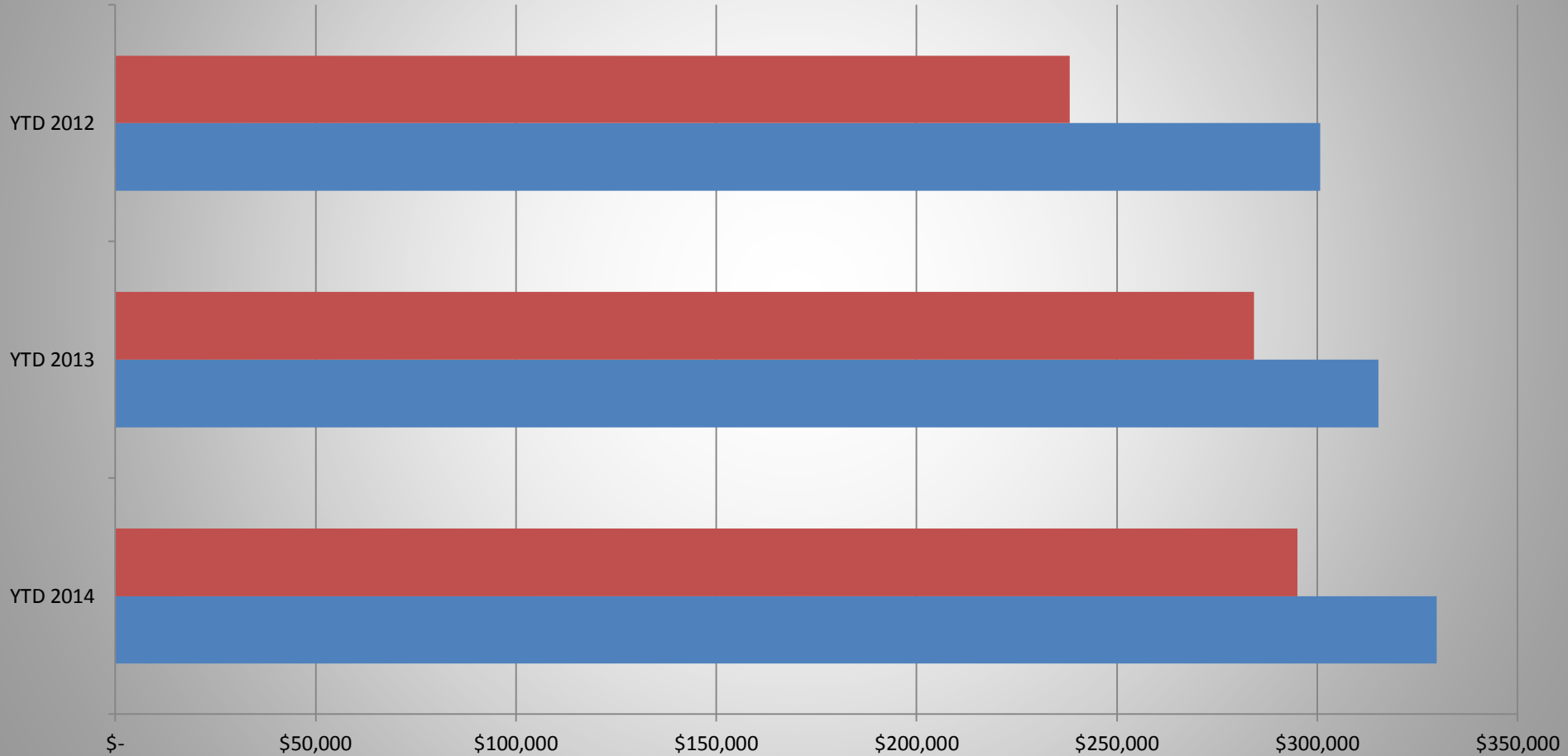


**TOTAL**  
 FY 2014 - \$85,370  
 FY 2013 - \$267,527  
 FY 2012 - \$216,831

# City of Rockport

## Hotel-Motel Tax Fund Revenues and Expenditures Year to Date as of February 28, 2014

**Hotel-Motel Tax Fund YTD Revenues and Expenditures as of February 28th**

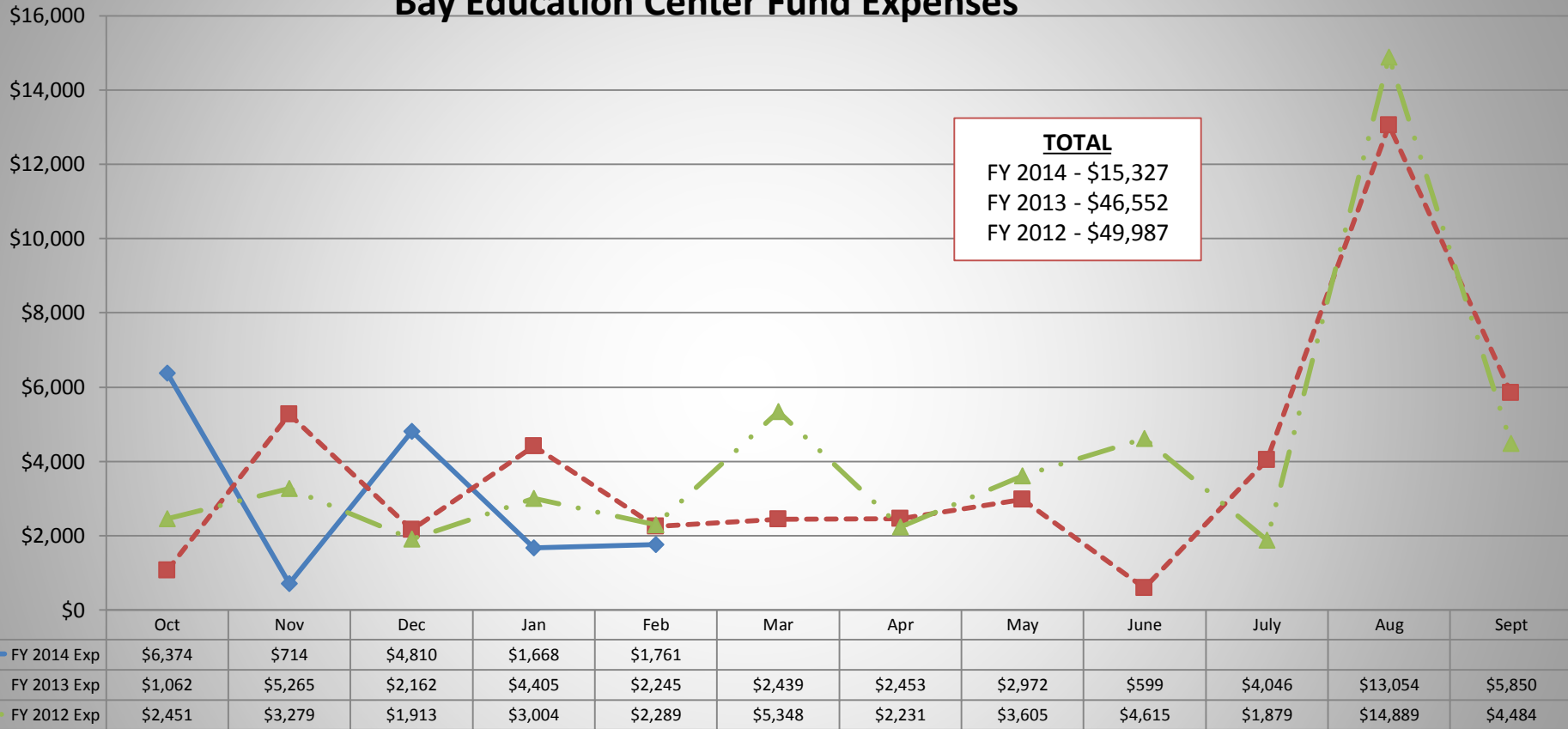


	YTD 2014	YTD 2013	YTD 2012
Expenses	\$295,112	\$284,262	\$238,212
Revenues	\$329,847	\$315,324	\$300,810

# City of Rockport

## Bay Education Center Fund Expenditures as of February 28, 2014

### Bay Education Center Fund Expenses



- Expenditures recognized an increase in August and September due to the timing of annual property insurance payments
- Expenditures increases in November FY 2013 and January FY 2013 were due to contract services to re-stain the concrete outside the BEC and annual lease payment to Aransas County Navigation District.