



# **Monthly Financial Reports**

**For Period Ending  
April 30, 2014**

# City of Rockport

## Summary of Revenues and Expenditures as of April 30, 2014

7th month in Fiscal year 2013-2014 or 58% completed as of April 30, 2014

- **Current Property Tax collection is above budget at 92.54%**
- **Building Permits are above budget at 87.14%**
- **Interest rates are above budget at 61.07%**
- **Water sales are at 47.36%, Sewer sales are at 52.53%**
- **Natural gas sales are at 79.14%**
- **Bay Education Center expenses are at \$18,636.89 which is 40.78% of total budget.**

### Revenues

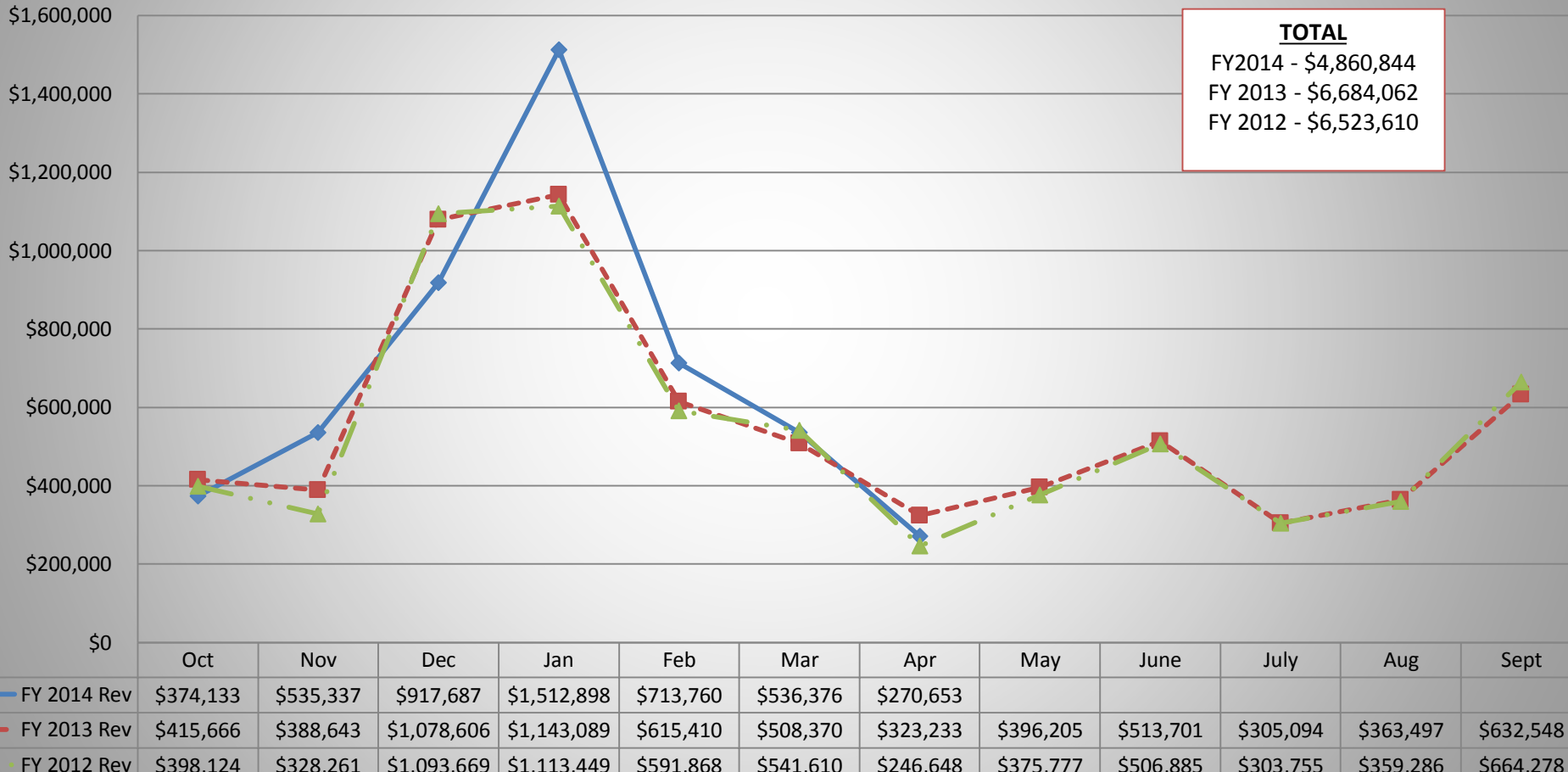
### Expenditures

FUND	FY 2014 Budget	FY 2014 Actual	% of FY 2014 Budget	FY 2014 Budget	FY 2014 Actual	% of FY 2014 Budget
General Fund	\$7,005,204	\$4,860,844	69.39%	\$6,981,012	\$3,655,812	52.37%
Utility Sys. Fund	\$9,587,244	\$4,774,870	49.80%	\$9,580,161	\$4,758,803	49.67%
Natural Gas Fund	\$2,028,482	\$1,616,221	79.68%	\$2,025,436	\$1,428,418	70.52%
Community Aquatic Ctr.	\$274,152	\$89,884	32.79%	\$274,153	\$121,852	44.45%
Hotel-Motel Tax Fund	\$665,000	\$434,821	65.39%	\$607,912	\$421,360	69.31%

# City of Rockport

## General Fund Revenues as of April 30, 2014

### General Fund Revenues

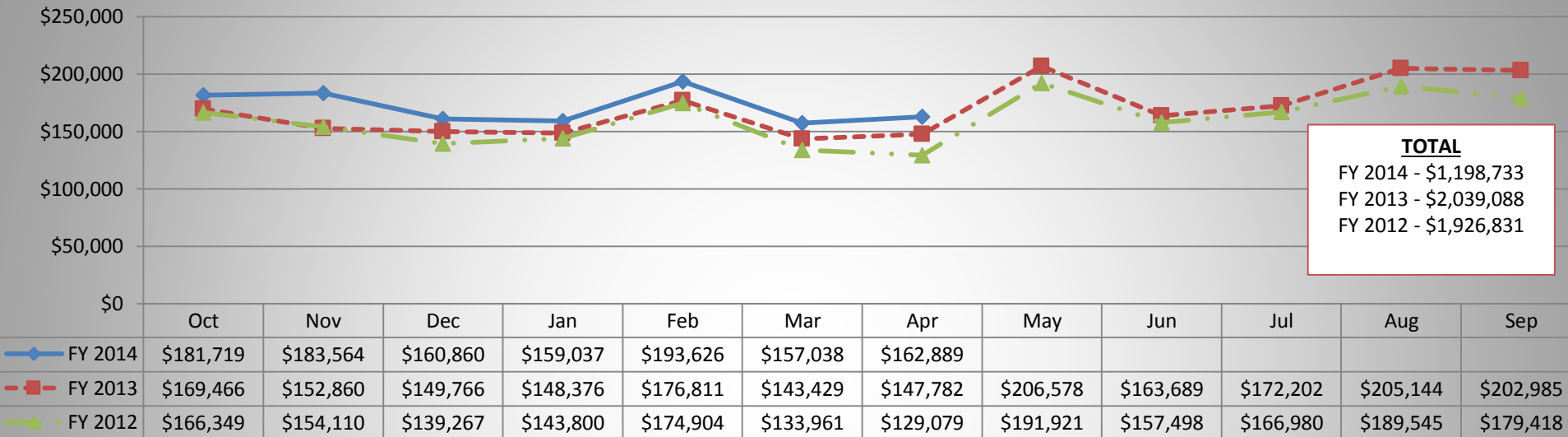


➤ **Revenues will increase in December, January and February due to collection of the Ad Valorem Taxes**

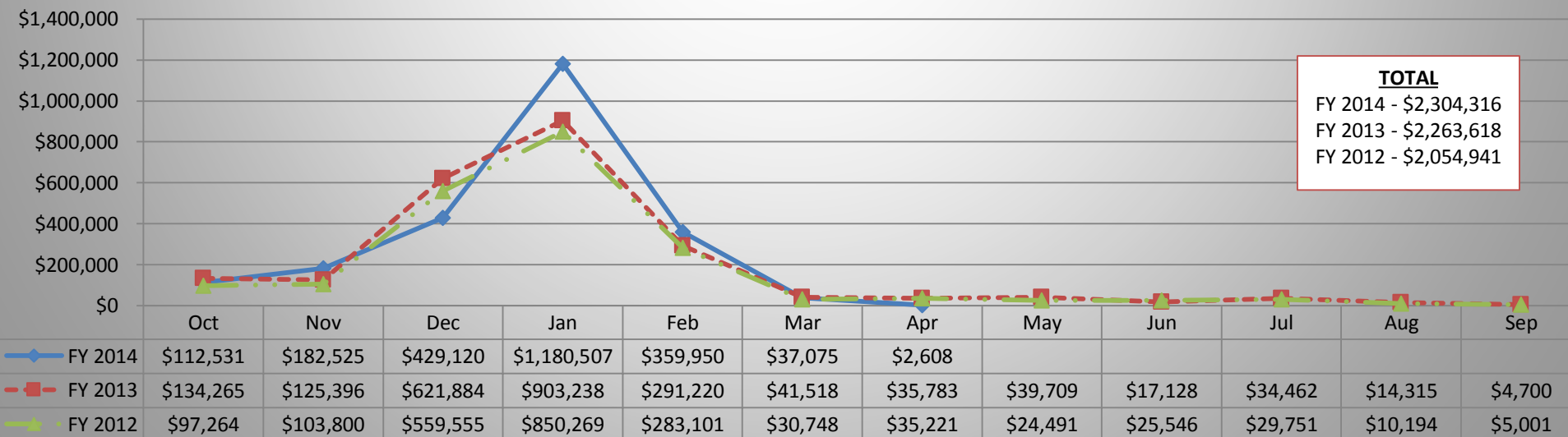
# City of Rockport

## General Fund Revenues as of April 30, 2014

### Sales Tax Revenue



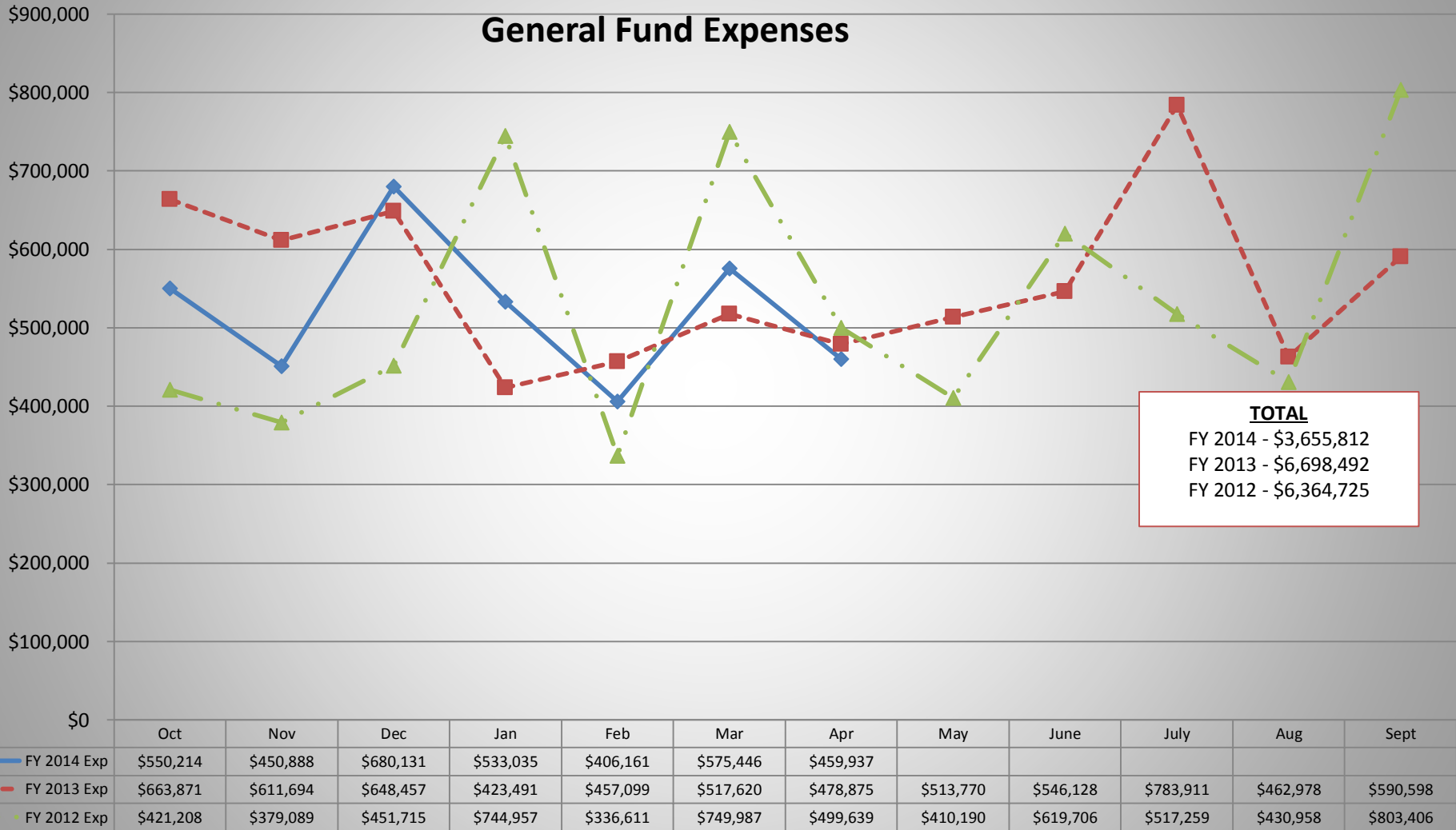
### Ad Valorem Tax Revenue



# City of Rockport

## General Fund Expenditures as of April 30, 2014

**General Fund Expenses**

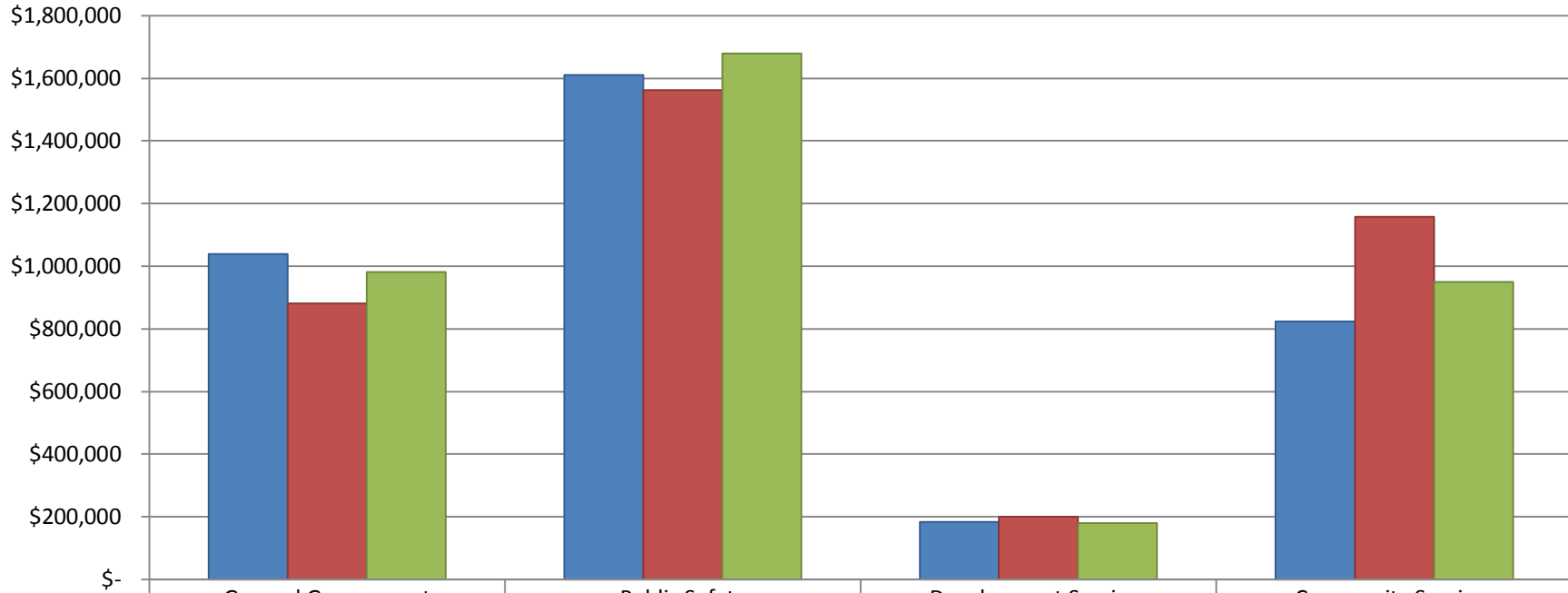


➤ Expenditures in a given month will vary from year to year due to variability of timing of when payment requests are received and paid.

# City of Rockport

## General Fund Expenditures as of April 30, 2014

### General Fund Expenditures Comparison



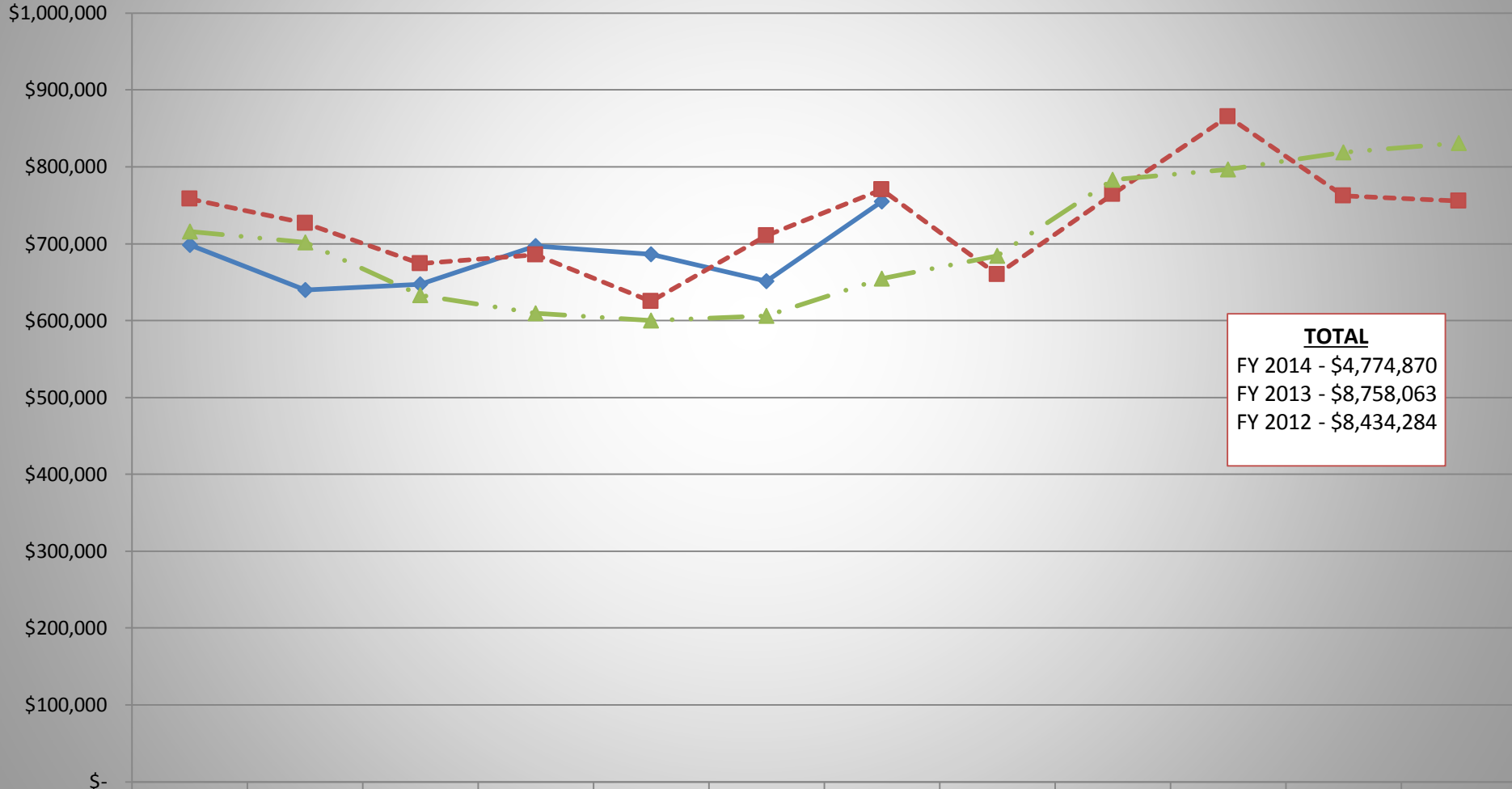
	General Government	Public Safety	Development Services	Community Services
YTD as of April 30, 2014	\$1,039,103	\$1,609,900	\$183,626	\$823,182
YTD as of April 30, 2013	\$881,367	\$1,562,820	\$200,103	\$1,156,818
YTD as of April 30, 2012	\$981,636	\$1,678,355	\$180,406	\$949,782

- **General Government** includes Mayor & Council, City Manager, City Secretary, Finance, Information Technology, Building Maintenance and Organizational
- **Public Safety** includes Police Administration, Patrol, CID, and Municipal Court
- **Development Services** includes Building Development, Inspections, and Code Enforcement
- **Community Services** includes Parks and Recreation, and Street Department

# City of Rockport

## Utility System Fund Revenues as of April 30, 2014

### Utility System Fund Revenues



**TOTAL**  
 FY 2014 - \$4,774,870  
 FY 2013 - \$8,758,063  
 FY 2012 - \$8,434,284

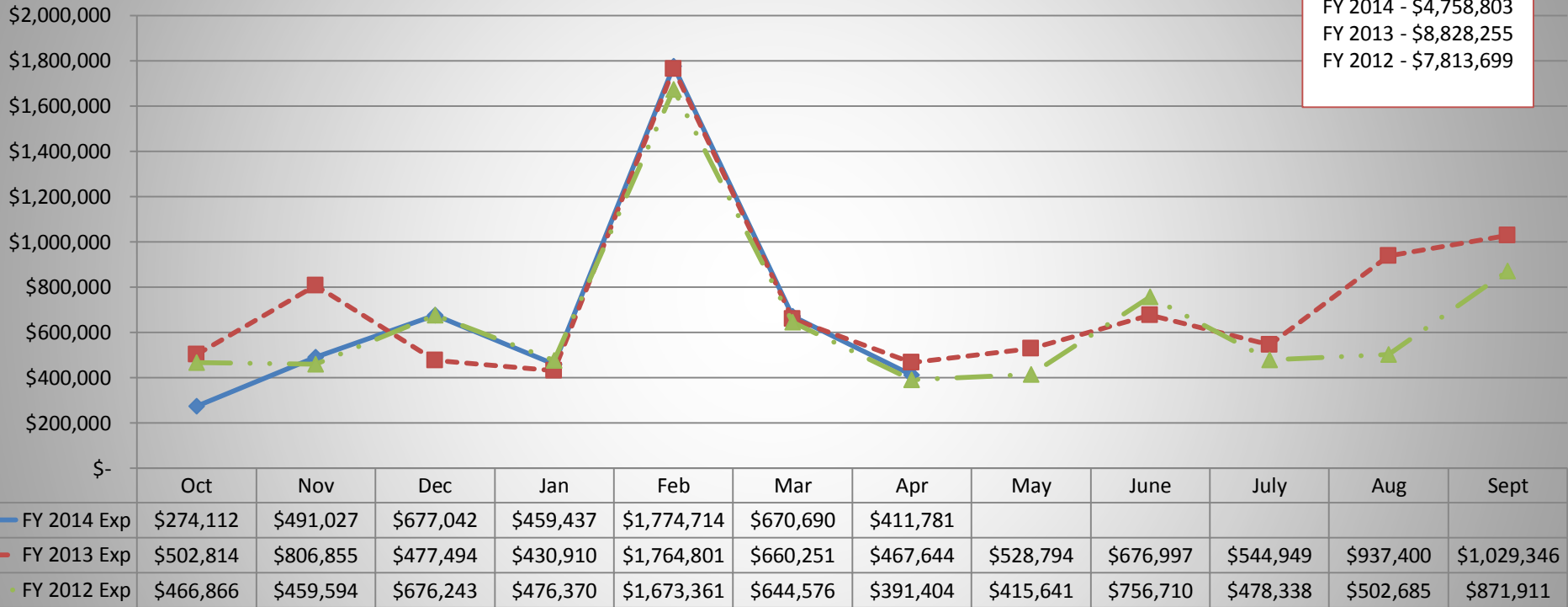
	Oct	Nov	Dec	Jan	Feb	Mar	Apr	May	June	July	Aug	Sept
FY 2014 Rev	\$698,255	\$639,710	\$647,242	\$696,999	\$686,027	\$651,493	\$755,144					
FY 2013 Rev	\$758,438	\$726,791	\$673,869	\$685,862	\$625,127	\$710,349	\$770,306	\$659,703	\$764,226	\$865,514	\$762,417	\$755,461
FY 2012 Rev	\$715,754	\$701,944	\$633,067	\$609,207	\$600,365	\$606,118	\$654,291	\$684,123	\$782,931	\$796,457	\$819,056	\$830,971

# City of Rockport

## Utility System Fund Expenditures as of April 30, 2014

### Utility System Fund Expenses

TOTAL	
FY 2014 -	\$4,758,803
FY 2013 -	\$8,828,255
FY 2012 -	\$7,813,699



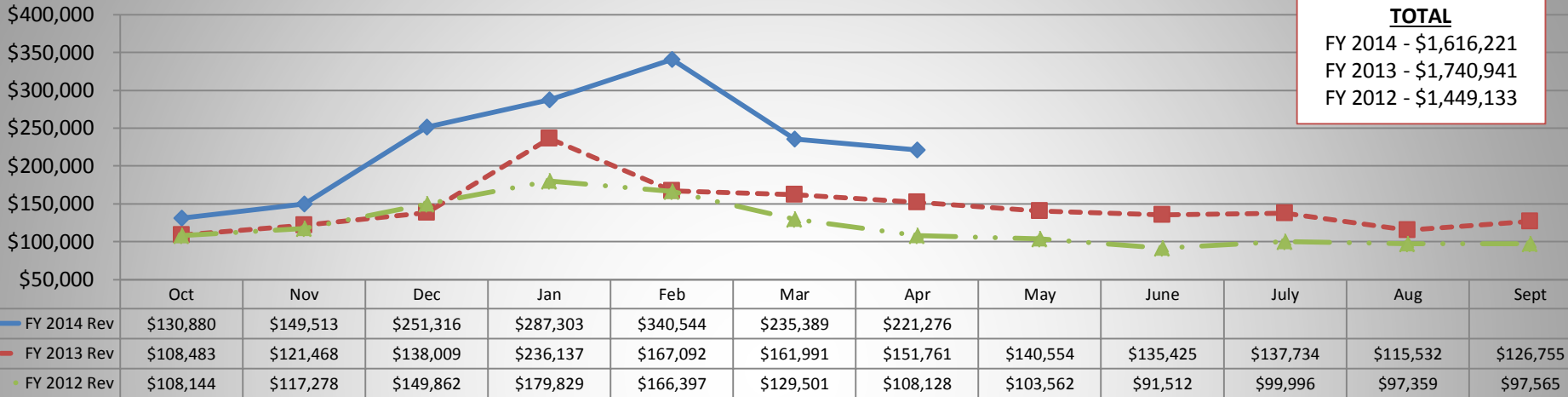
➤ Expenses in February appear increased due to the debt service principal and interest payments. Expenses in August appear increased due to the debt service interest payments.



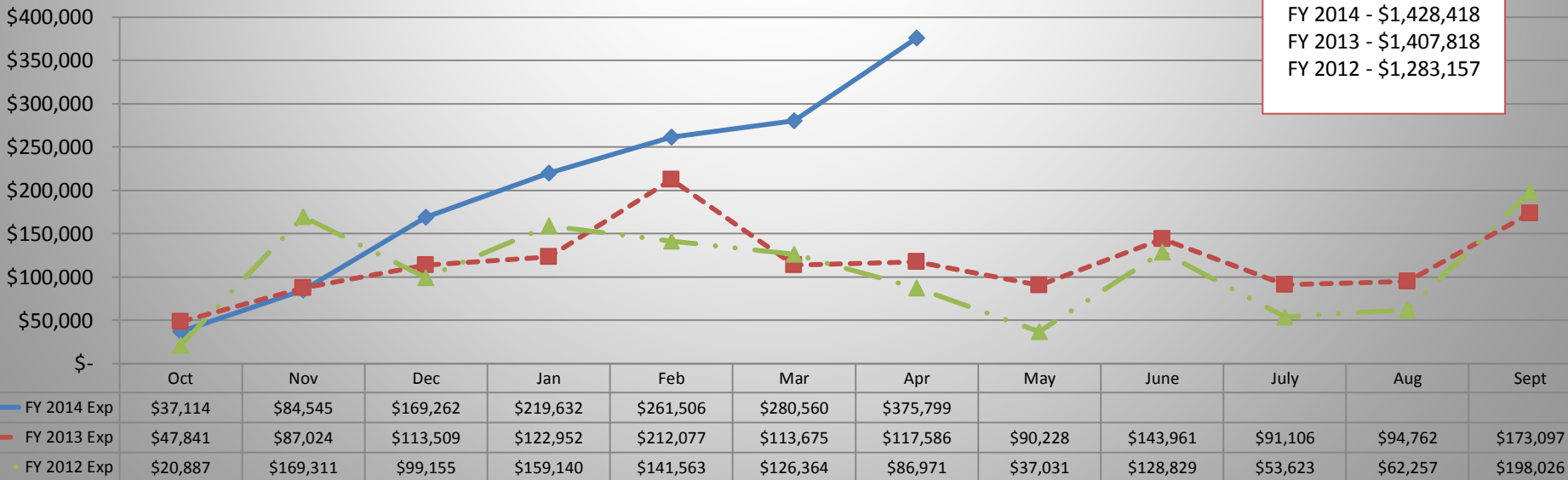
# City of Rockport

## Natural Gas Fund Revenues and Expenditures as of April 30, 2014

### Natural Gas Fund Revenues

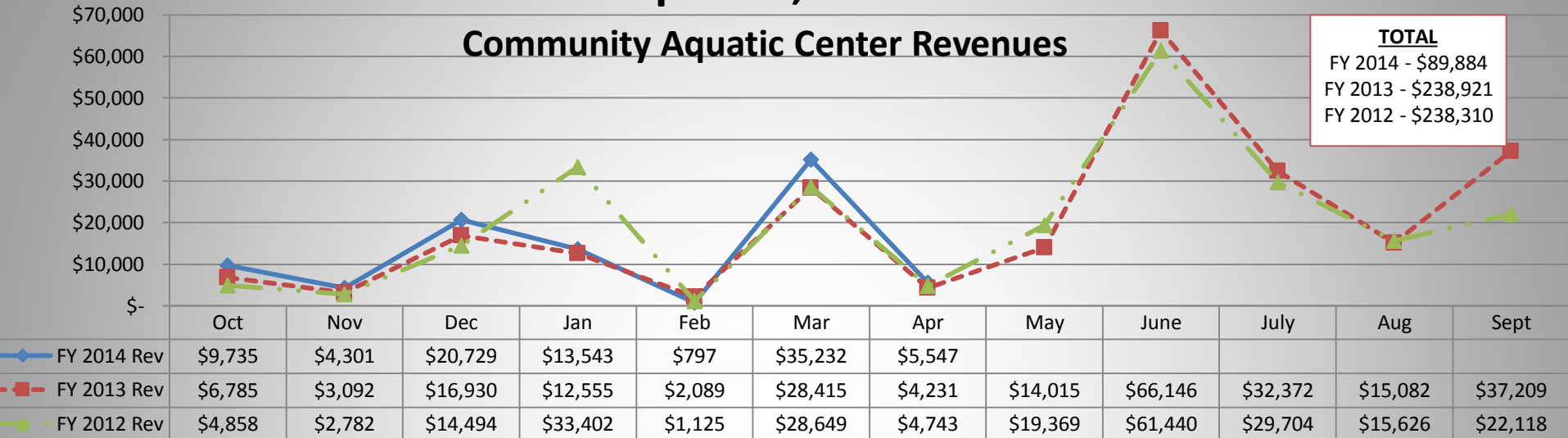


### Natural Gas Fund Expenditures



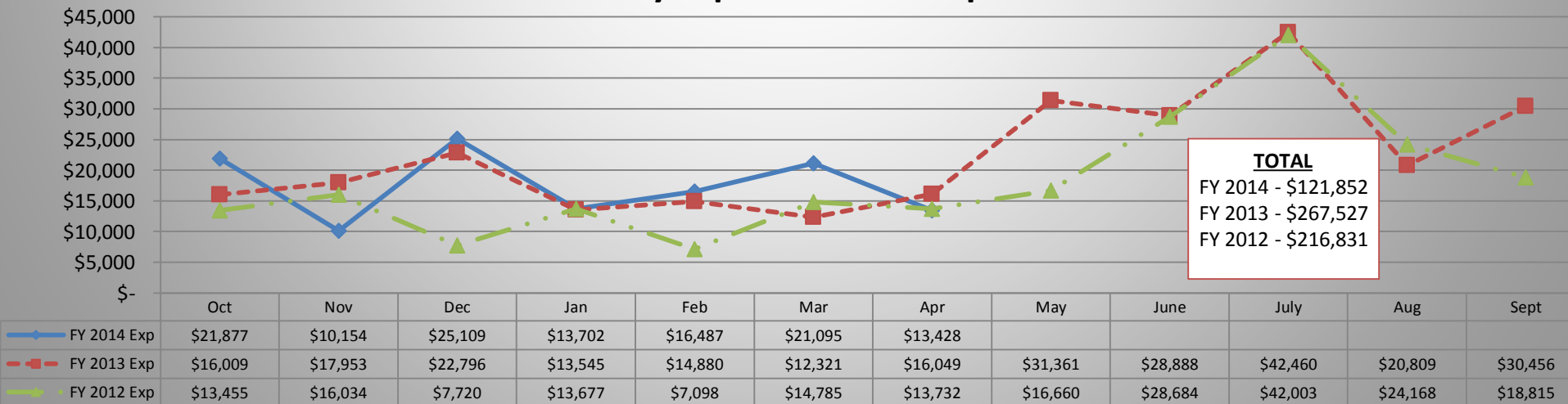
# City of Rockport

## Community Aquatic Center Fund Revenues and Expenditures as of April 30, 2014



- Aquatic Center revenues are very susceptible to the impact of weather as well as variability in hours of operation required to manage labor costs and meet the requirement to avoid a deficit.

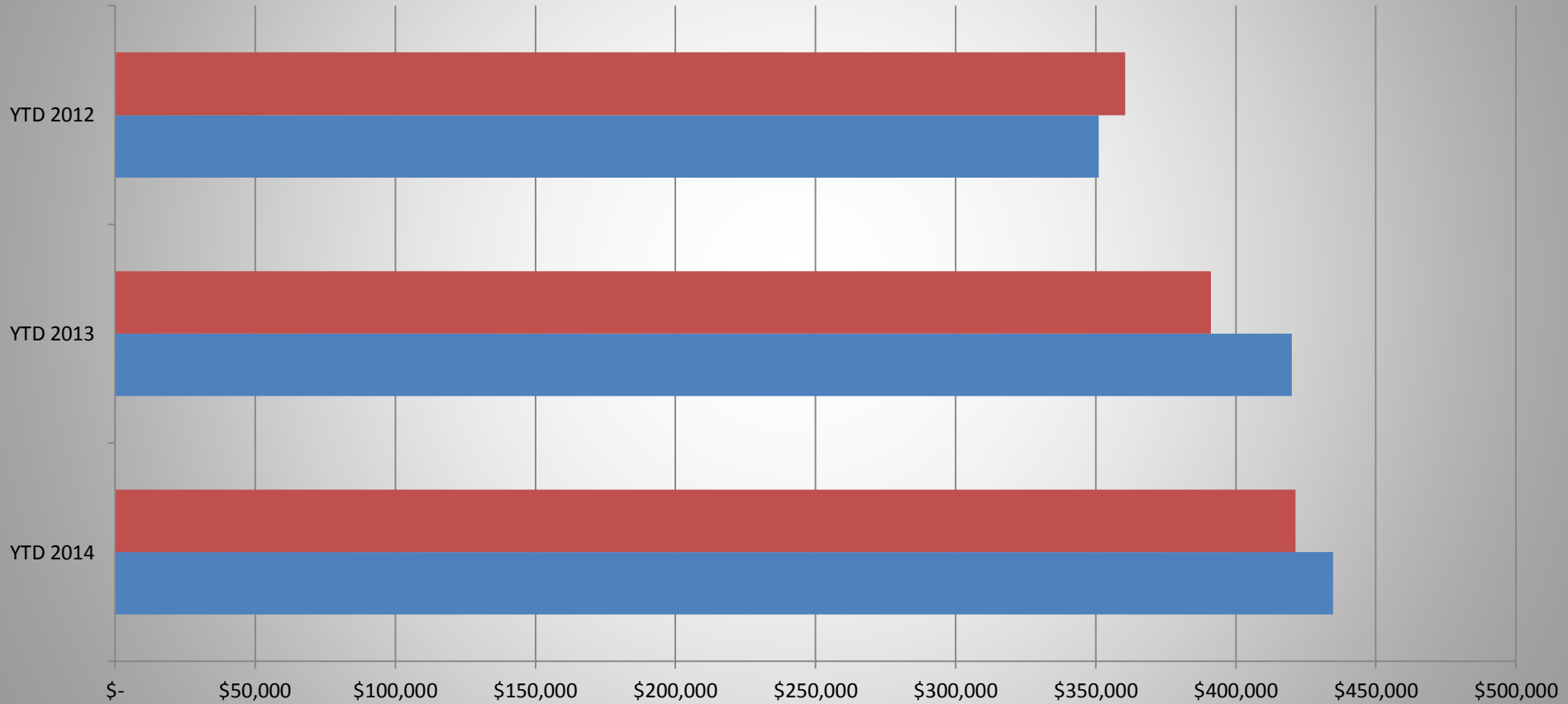
### Community Aquatic Center Expenses



# City of Rockport

## Hotel-Motel Tax Fund Revenues and Expenditures Year to Date as of April 30, 2014

**Hotel-Motel Tax Fund YTD Revenues and Expenditures as of April 30th**

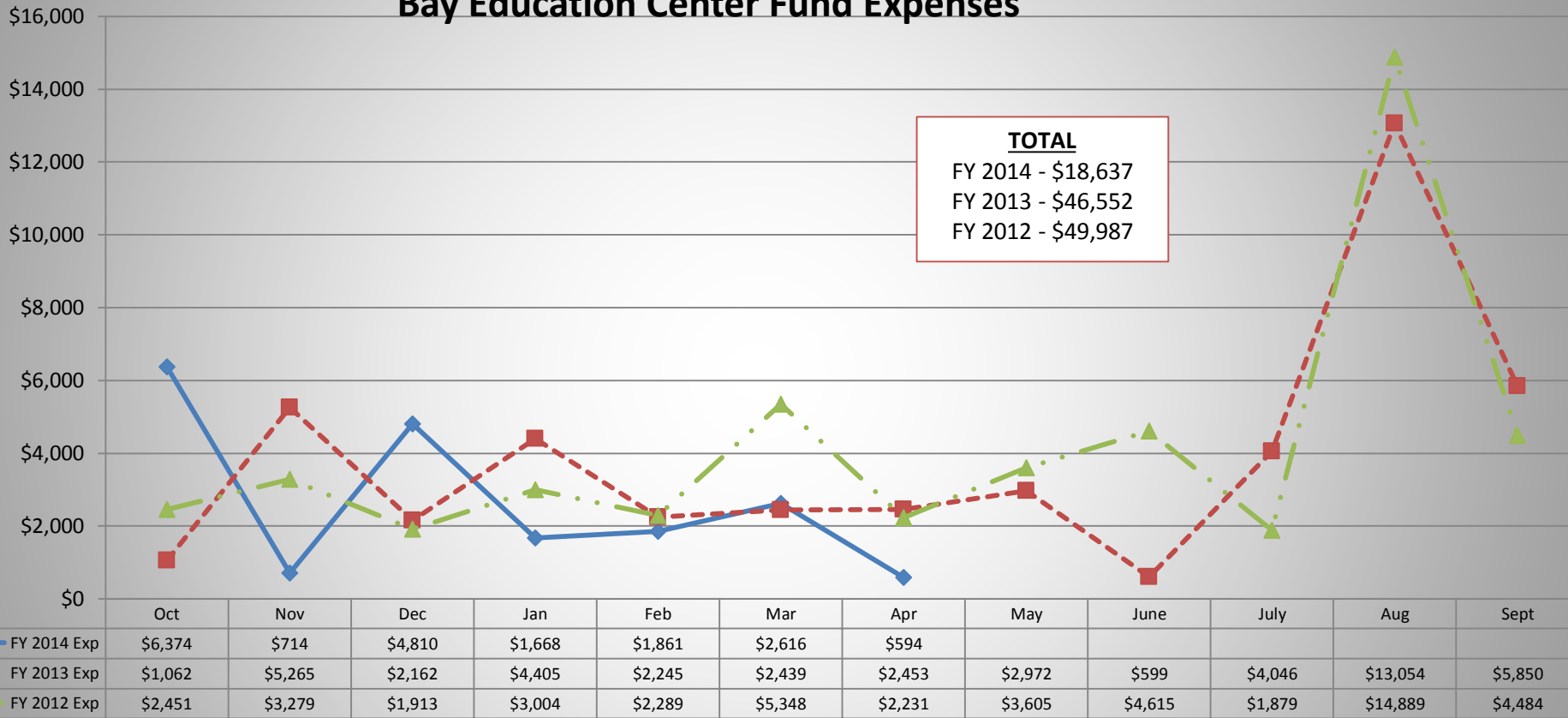


	YTD 2014	YTD 2013	YTD 2012
Expenses	\$421,360	\$391,043	\$360,435
Revenues	\$434,821	\$420,066	\$351,052

# City of Rockport

## Bay Education Center Fund Expenditures as of April 30, 2014

### Bay Education Center Fund Expenses



- Expenditures recognized an increase in August and September due to the timing of annual property insurance payments
- Expenditures increases in November FY 2013 and January FY 2013 were due to contract services to re-stain the concrete outside the BEC and annual lease payment to Aransas County Navigation District.