



Monthly Financial Reports

**For Period Ending
June 30, 2014**

City of Rockport

Summary of Revenues and Expenditures as of June 30, 2014

9th month in Fiscal year 2013-2014 or 75% completed as of June 30, 2014

- **Current Property Tax collection is above budget at 95.79%**
- **Building Permits are above budget at 105.11%**
- **Interest rates are above budget at 91.73%**
- **Water sales are at 64.50%, Sewer sales are at 69.03%**
- **Natural gas sales are at 95.39%**
- **Bay Education Center expenses are at \$24,690.31 which is 54.03% of total budget.**

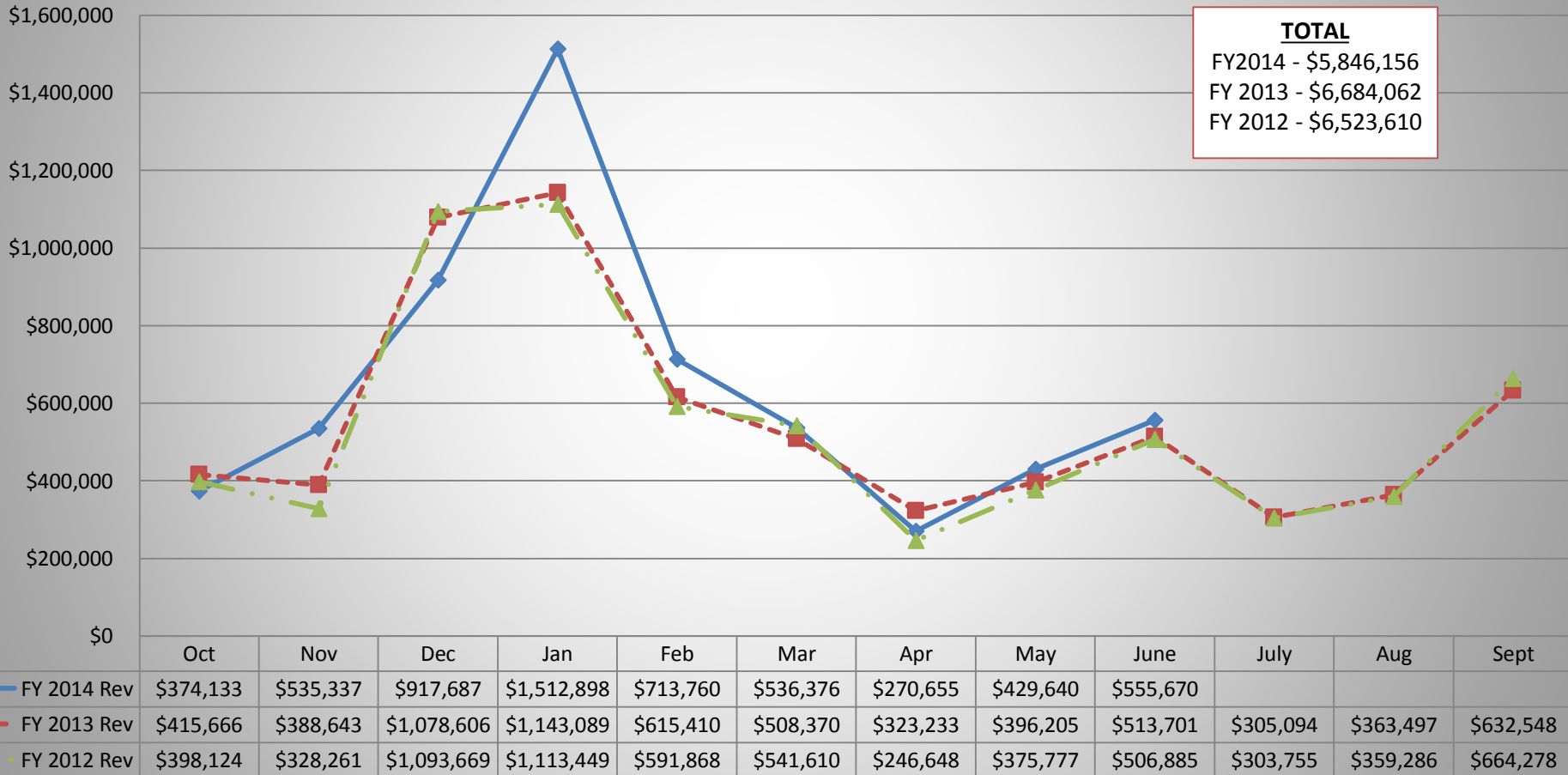
Revenues

Expenditures

FUND	FY 2014 Budget	FY 2014 Actual	% of FY 2014 Budget	FY 2014 Budget	FY 2014 Actual	% of FY 2014 Budget
General Fund	\$7,005,204	\$5,846,156	83.45%	\$6,981,012	\$4,710,826	67.48%
Utility Sys. Fund	\$9,587,244	\$6,416,497	66.93%	\$9,580,161	\$6,042,443	63.07%
Natural Gas Fund	\$2,028,482	\$1,952,570	96.26%	\$2,025,436	\$1,946,488	96.10%
Community Aquatic Ctr.	\$274,152	\$171,219	62.45%	\$274,153	\$192,105	70.07%
Hotel-Motel Tax Fund	\$665,000	\$493,206	74.17%	\$607,912	\$454,863	74.82%

City of Rockport General Fund Revenues as of June 30, 2014

General Fund Revenues

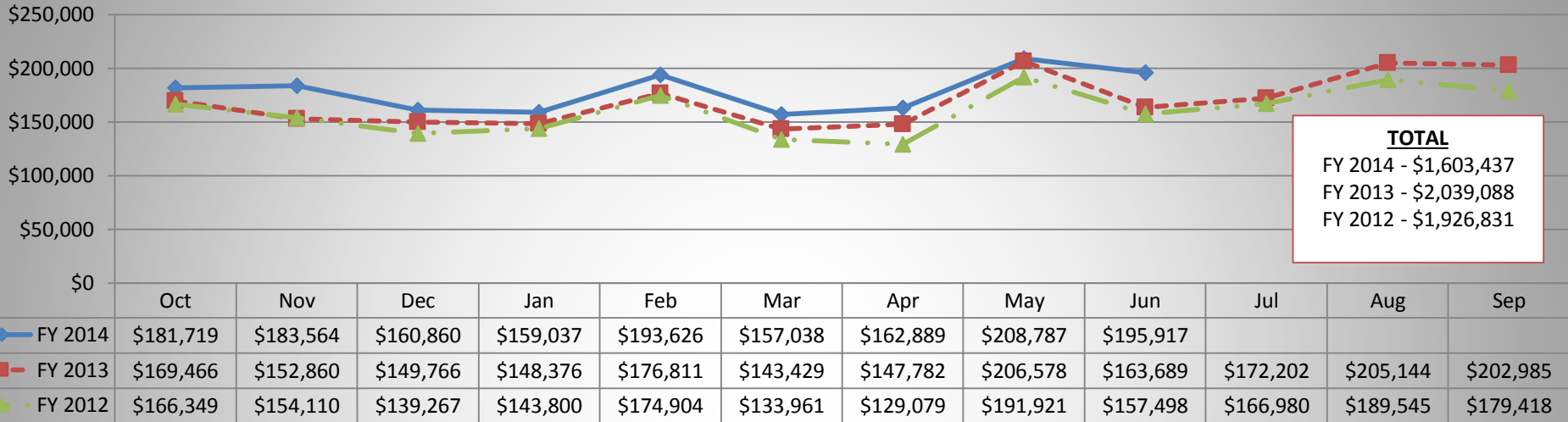


➤ **Revenues will increase in December, January and February due to collection of the Ad Valorem Taxes**

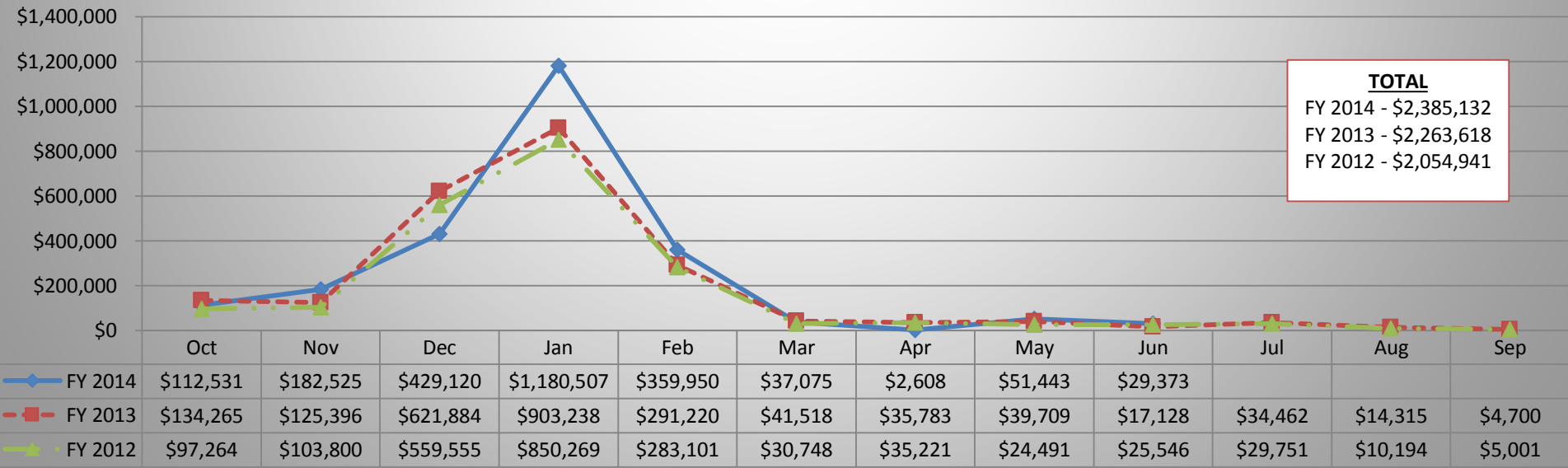
City of Rockport

General Fund Revenues as of June 30, 2014

Sales Tax Revenue

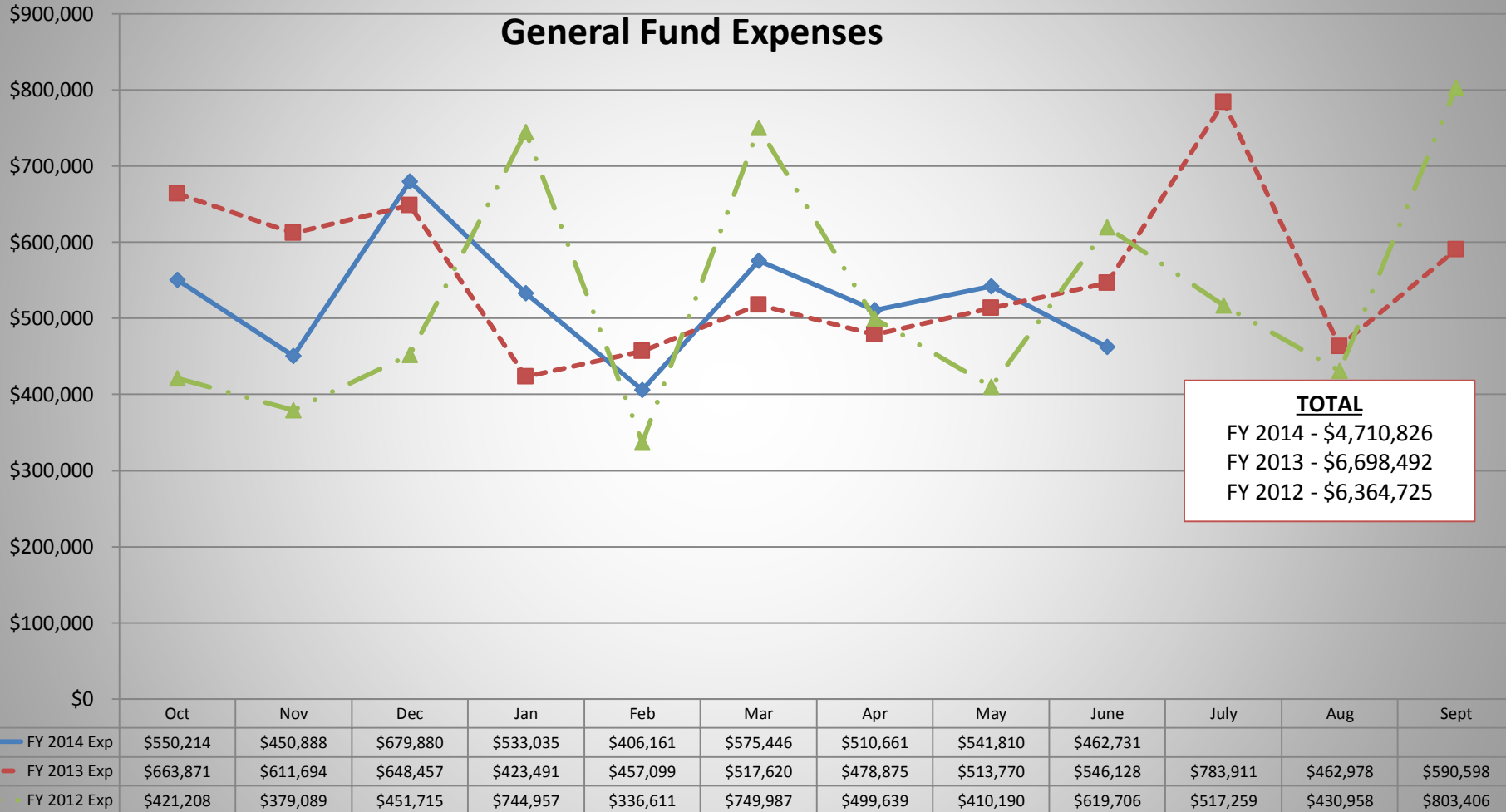


Ad Valorem Tax Revenue



City of Rockport

General Fund Expenditures as of June 30, 2014

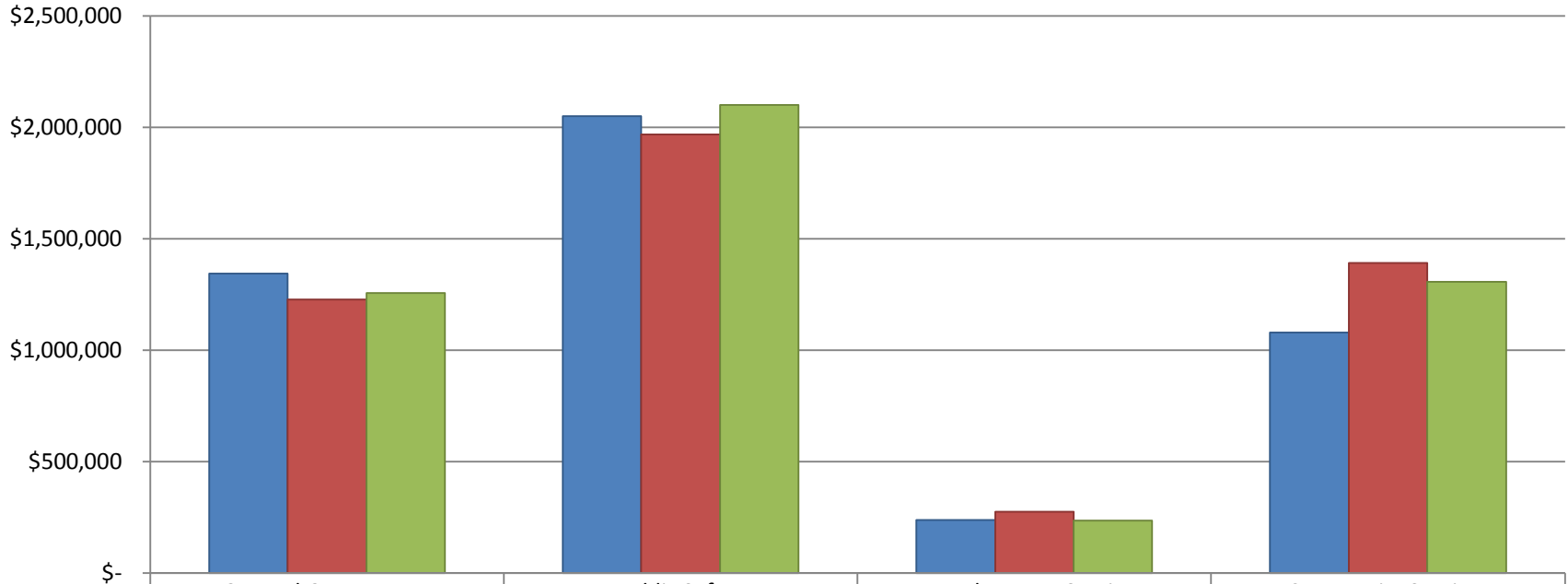


➤ Expenditures in a given month will vary from year to year due to variability of timing of when payment requests are received and paid.

City of Rockport

General Fund Expenditures as of June 30, 2014

General Fund Expenditures Comparison



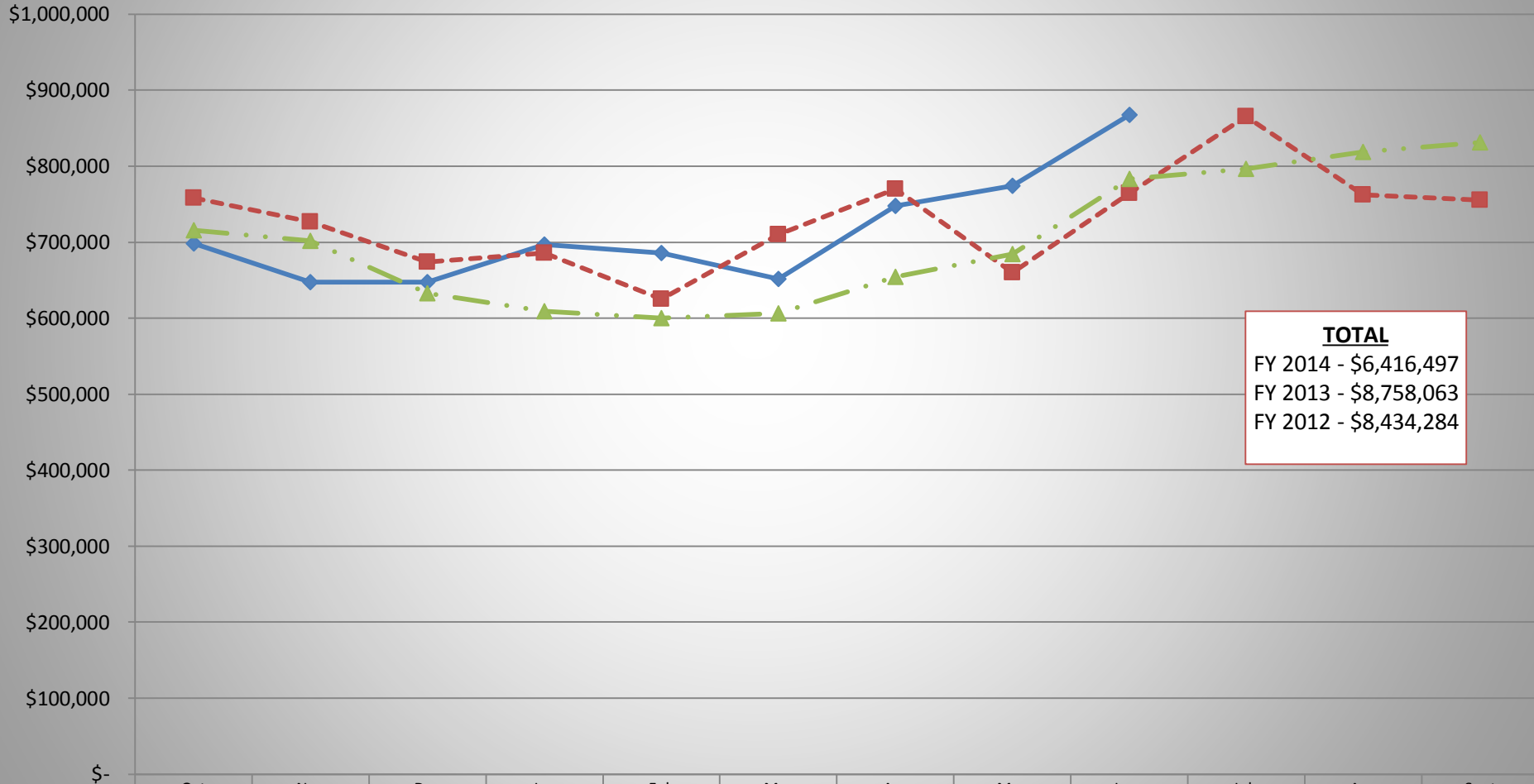
	General Government	Public Safety	Development Services	Community Services
YTD as of June 30, 2014	\$1,343,718	\$2,050,806	\$237,734	\$1,078,568
YTD as of June 30, 2013	\$1,226,939	\$1,966,506	\$275,242	\$1,392,317
YTD as of June 30, 2012	\$1,255,218	\$2,100,009	\$233,755	\$1,305,383

- **General Government** includes Mayor & Council, City Manager, City Secretary, Finance, Information Technology, Building Maintenance and Organizational
- **Public Safety** includes Police Administration, Patrol, CID, and Municipal Court
- **Development Services** includes Building Development, Inspections, and Code Enforcement
- **Community Services** includes Parks and Recreation, and Street Department

City of Rockport

Utility System Fund Revenues as of June 30, 2014

Utility System Fund Revenues



TOTAL
 FY 2014 - \$6,416,497
 FY 2013 - \$8,758,063
 FY 2012 - \$8,434,284

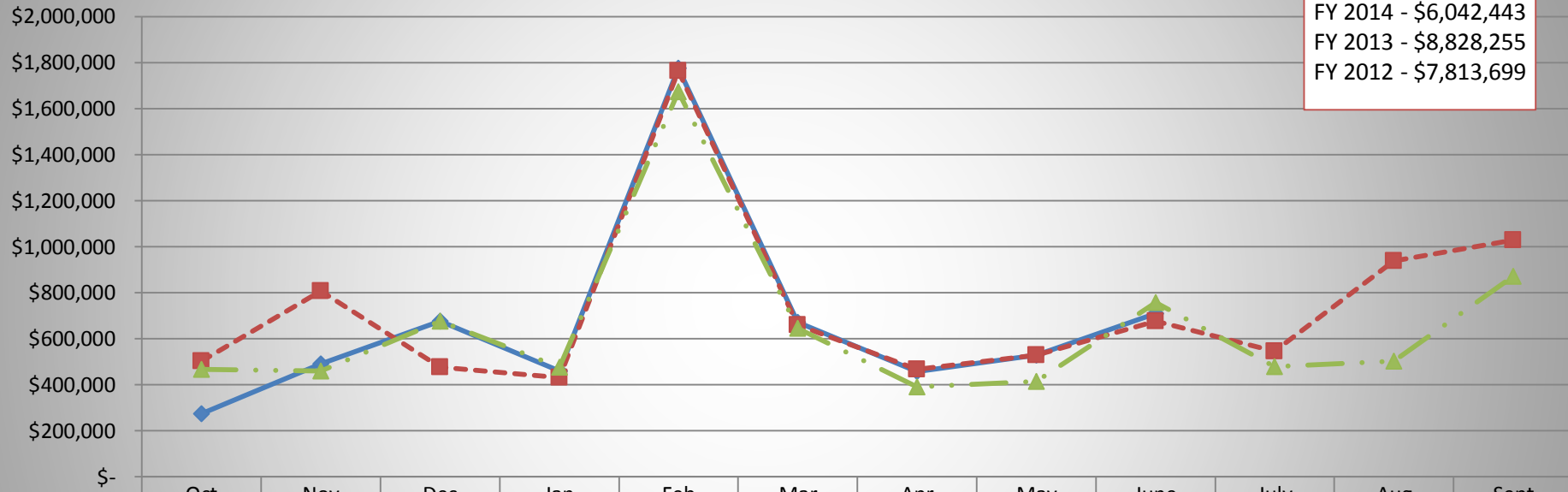
	Oct	Nov	Dec	Jan	Feb	Mar	Apr	May	June	July	Aug	Sept
FY 2014 Rev	\$698,255	\$647,168	\$647,242	\$696,999	\$686,027	\$651,493	\$747,685	\$773,889	\$867,739			
FY 2013 Rev	\$758,438	\$726,791	\$673,869	\$685,862	\$625,127	\$710,349	\$770,306	\$659,703	\$764,226	\$865,514	\$762,417	\$755,461
FY 2012 Rev	\$715,754	\$701,944	\$633,067	\$609,207	\$600,365	\$606,118	\$654,291	\$684,123	\$782,931	\$796,457	\$819,056	\$830,971

City of Rockport

Utility System Fund Expenditures as of June 30, 2014

Utility System Fund Expenses

TOTAL
 FY 2014 - \$6,042,443
 FY 2013 - \$8,828,255
 FY 2012 - \$7,813,699



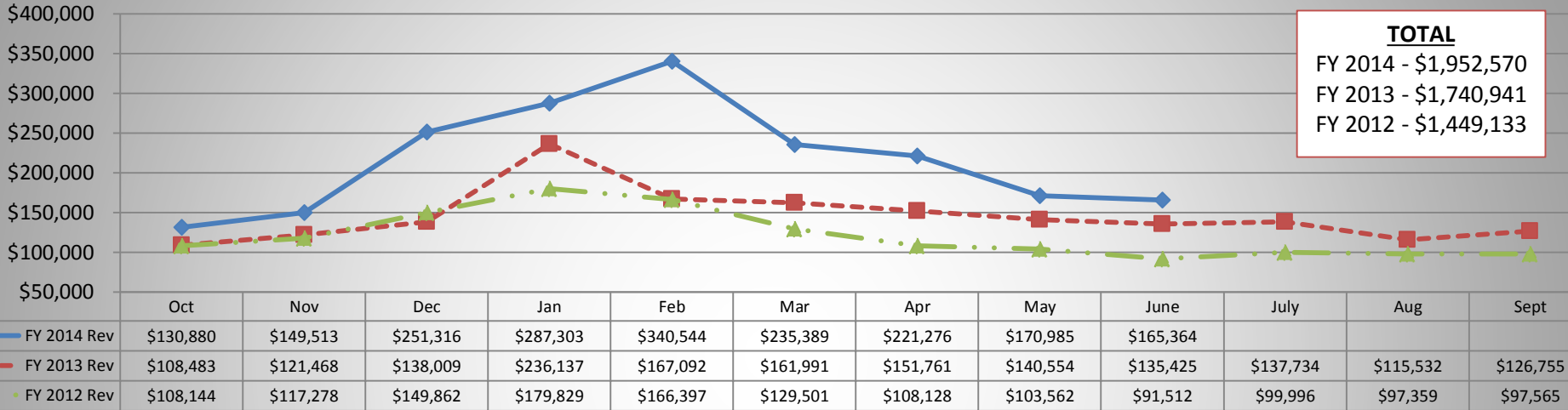
	Oct	Nov	Dec	Jan	Feb	Mar	Apr	May	June	July	Aug	Sept
—●— FY 2014 Exp	\$274,112	\$491,027	\$677,042	\$459,437	\$1,774,71	\$670,690	\$457,029	\$528,607	\$709,785			
-■- FY 2013 Exp	\$502,814	\$806,855	\$477,494	\$430,910	\$1,764,80	\$660,251	\$467,644	\$528,794	\$676,997	\$544,949	\$937,400	\$1,029,34
-▲- FY 2012 Exp	\$466,866	\$459,594	\$676,243	\$476,370	\$1,673,36	\$644,576	\$391,404	\$415,641	\$756,710	\$478,338	\$502,685	\$871,911

➤ **Expenses in February appear increased due to the debt service principal and interest payments. Expenses in August appear increased due to the debt service interest payments.**

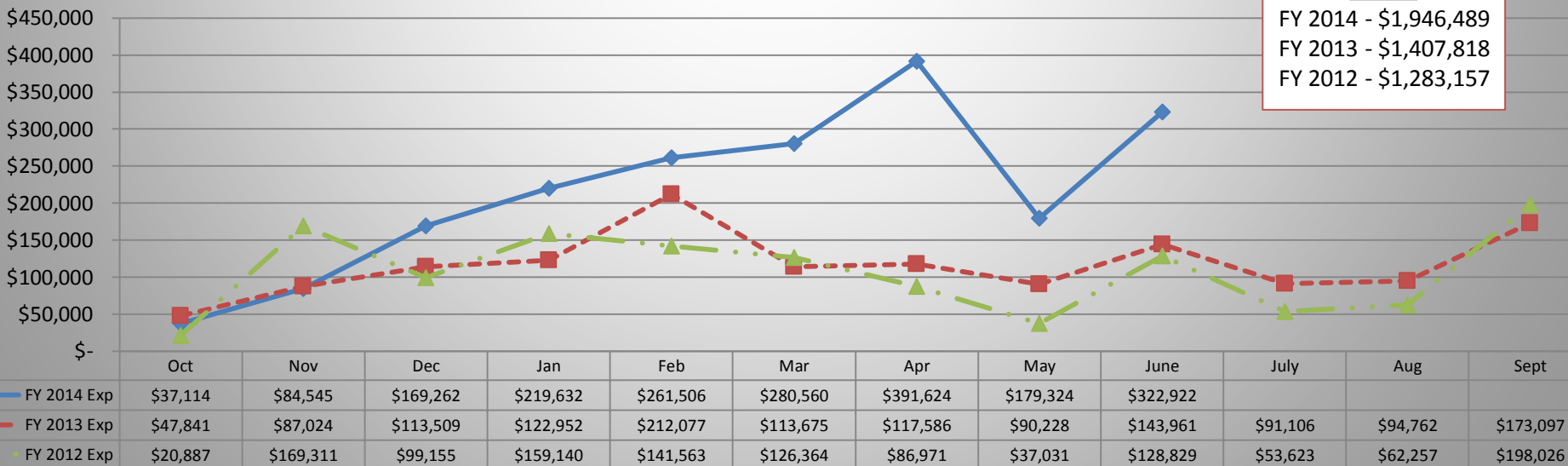
City of Rockport

Natural Gas Fund Revenues and Expenditures as of June 30, 2014

Natural Gas Fund Revenues

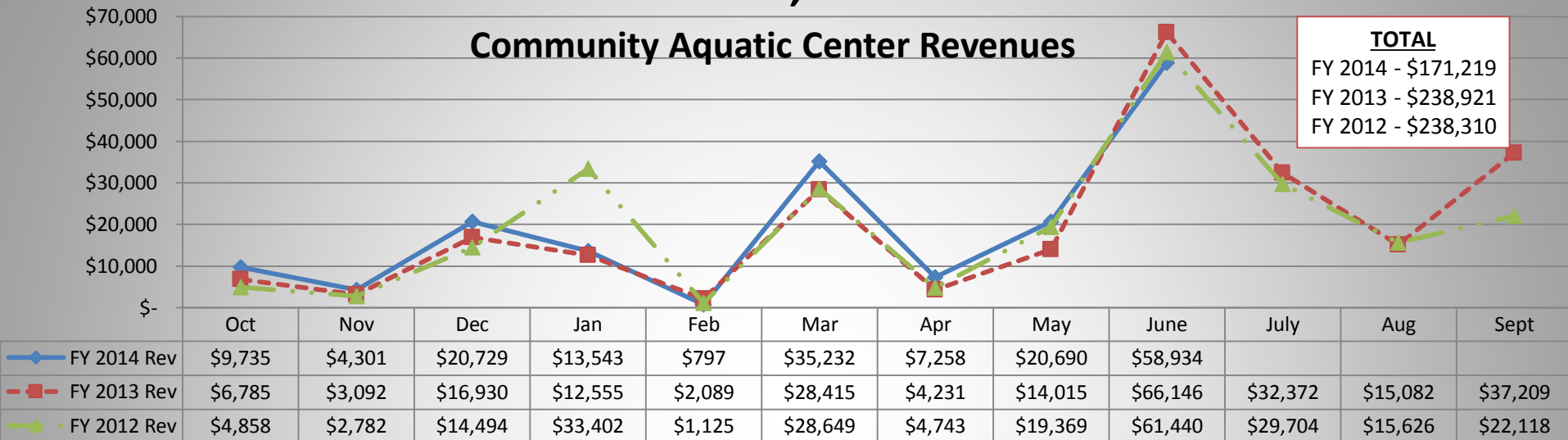


Natural Gas Fund Expenditures

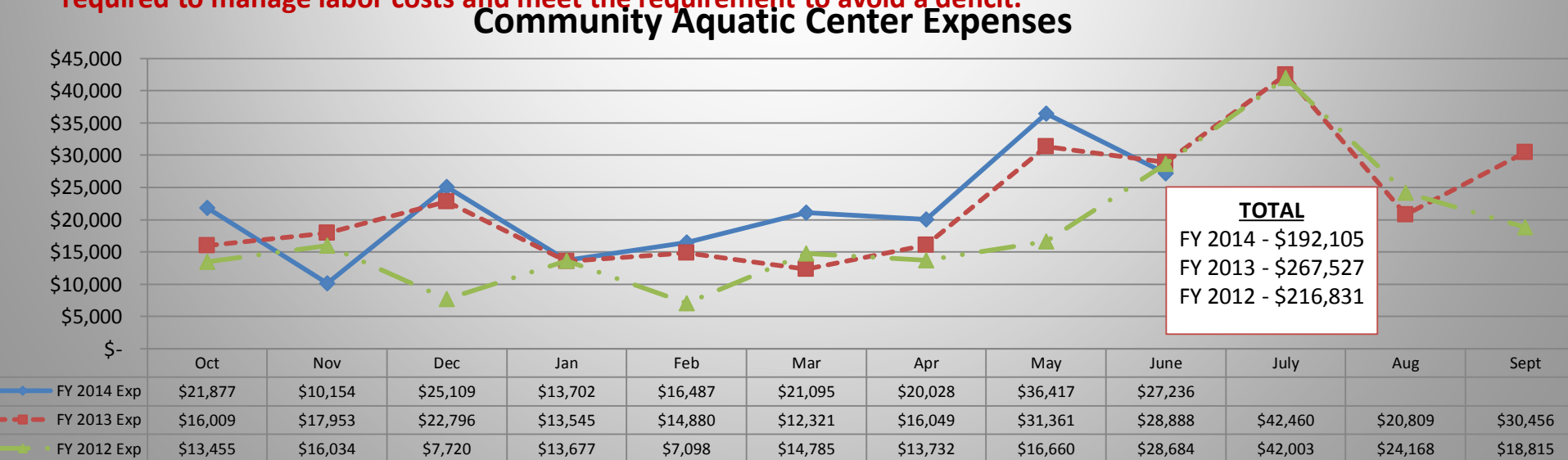


City of Rockport

Community Aquatic Center Fund Revenues and Expenditures as of June 30, 2014



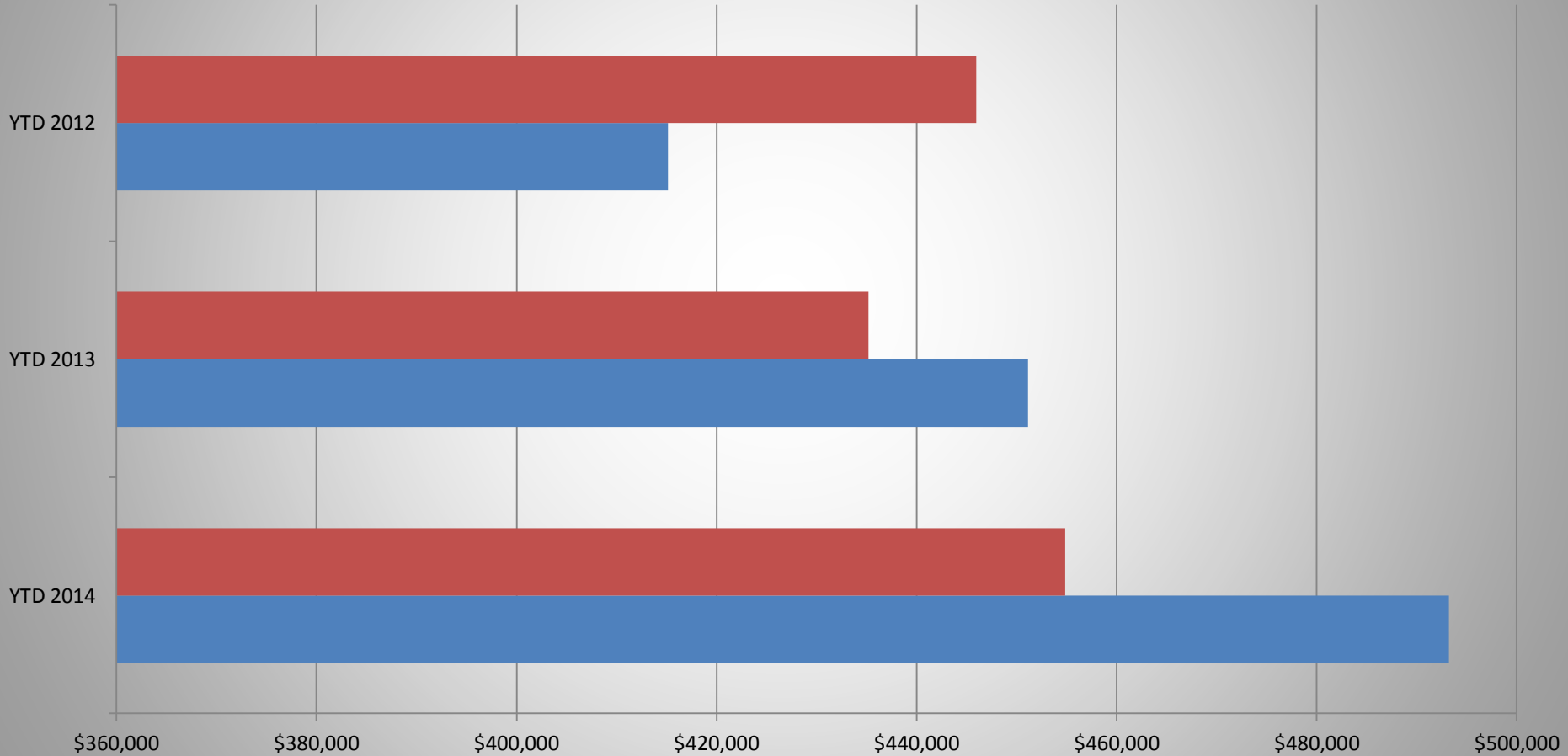
➤ Aquatic Center revenues are very susceptible to the impact of weather as well as variability in hours of operation required to manage labor costs and meet the requirement to avoid a deficit.



City of Rockport

Hotel-Motel Tax Fund Revenues and Expenditures Year to Date as of June 30, 2014

Hotel-Motel Tax Fund YTD Revenues and Expenditures as of June 30th

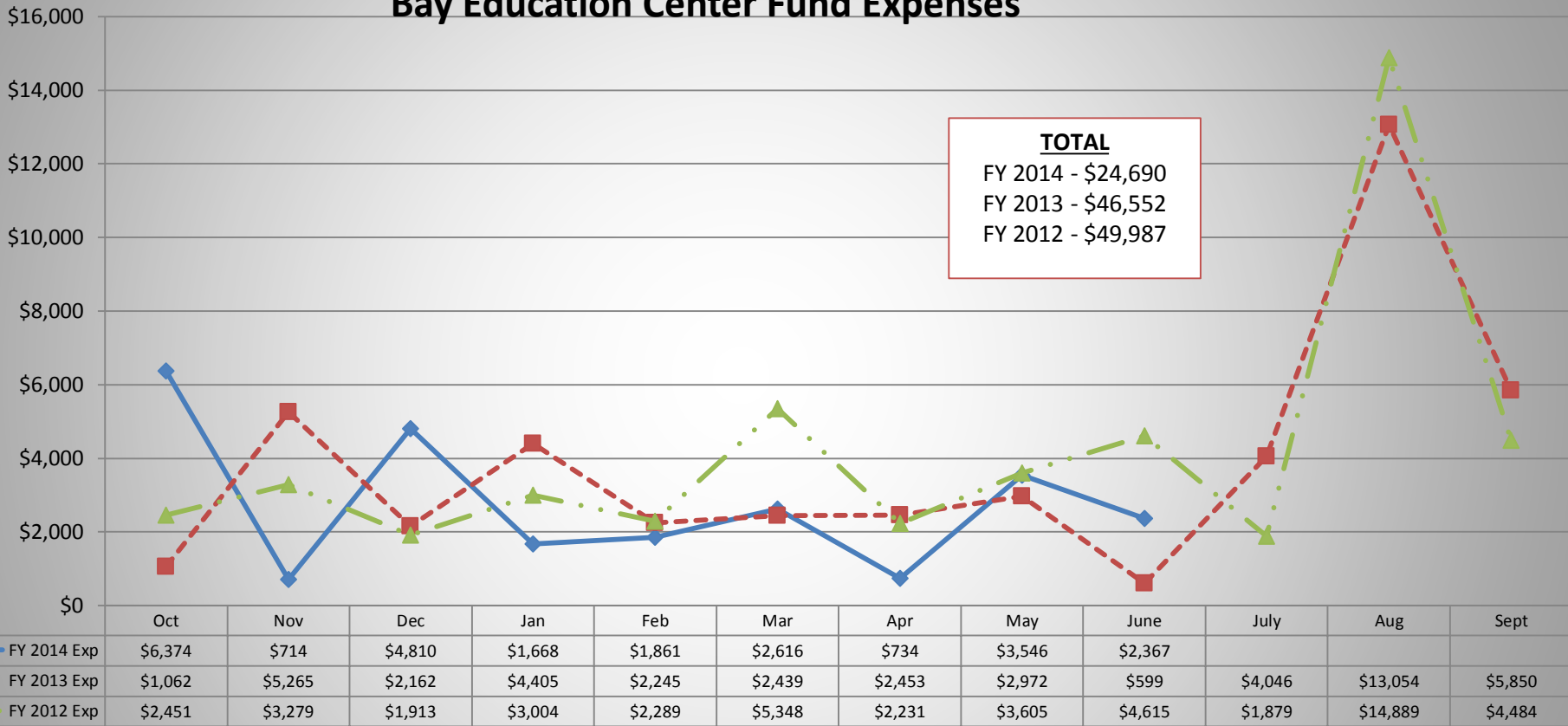


	YTD 2014	YTD 2013	YTD 2012
Expenses	\$454,863	\$435,190	\$445,960
Revenues	\$493,206	\$451,120	\$415,129

City of Rockport

Bay Education Center Fund Expenditures as of June 30, 2014

Bay Education Center Fund Expenses



- Expenditures recognized an increase in August and September due to the timing of annual property insurance payments
- Expenditures increases in November FY 2013 and January FY 2013 were due to contract services to re-stain the concrete outside the BEC and annual lease payment to Aransas County Navigation District.