



Monthly Financial Reports

**For Period Ending
July 31, 2014**

City of Rockport

Summary of Revenues and Expenditures as of July 31, 2014

10th month in Fiscal year 2013-2014 or 83% completed as of July 31, 2014

- **Current Property Tax collection is above budget at 96.80%**
- **Building Permits are above budget at 111.94%**
- **Interest rates are above budget at 105.35%**
- **Water sales are at 74.49%, Sewer sales are at 78.06%**
- **Natural gas sales are at 103.03%**
- **Bay Education Center expenses are at \$29,050.43 which is 63.57% of total budget.**

Revenues

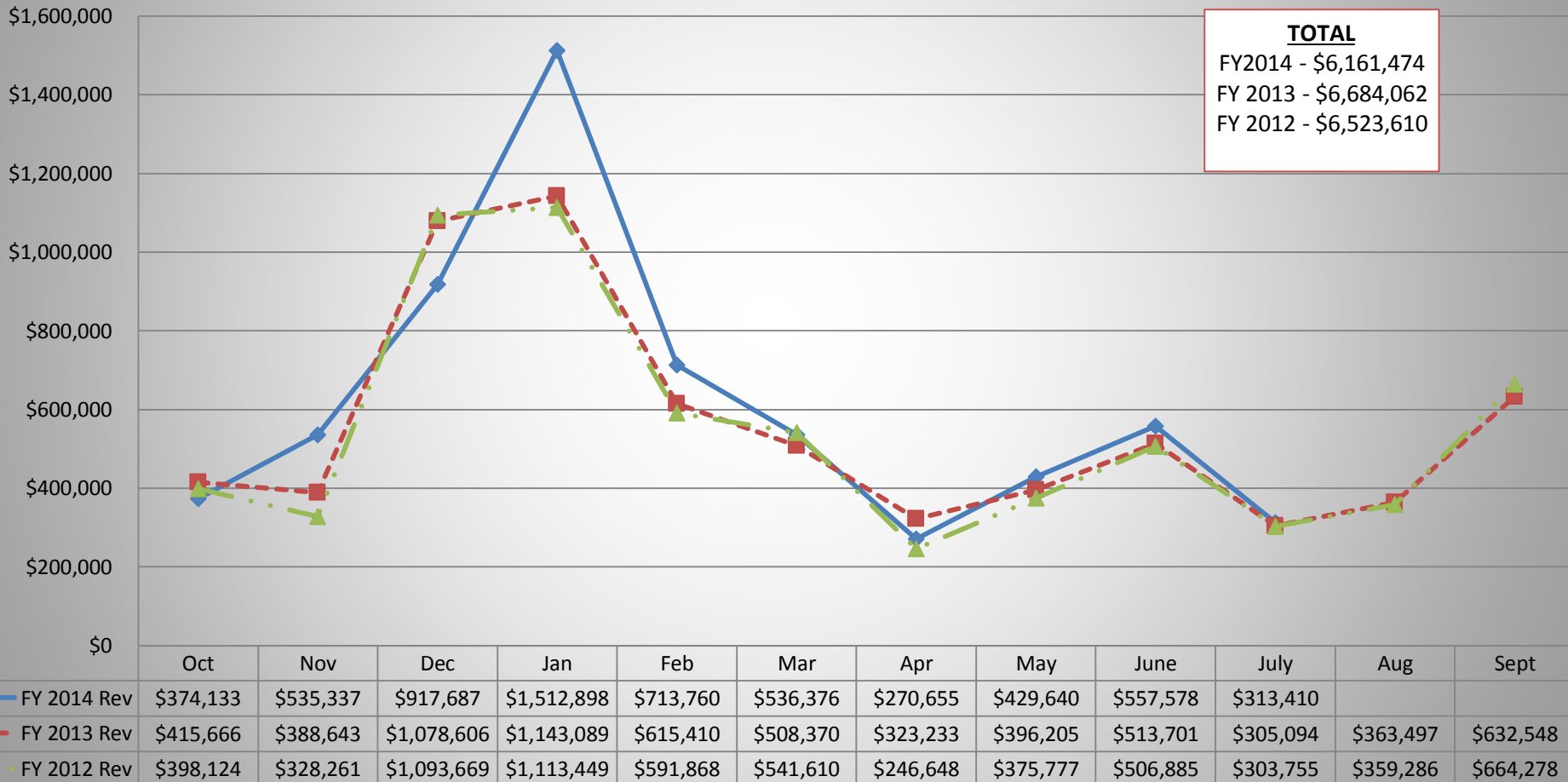
Expenditures

FUND	FY 2014 Budget	FY 2014 Actual	% of FY 2014 Budget	FY 2014 Budget	FY 2014 Actual	% of FY 2014 Budget
General Fund	\$7,005,204	\$6,161,474	87.96%	\$6,981,012	\$5,420,113	77.64%
Utility Sys. Fund	\$9,587,244	\$7,335,944	76.52%	\$9,580,161	\$6,619,639	69.10%
Natural Gas Fund	\$2,028,482	\$2,106,547	103.85%	\$2,025,436	\$2,543,525	125.58%
Community Aquatic Ctr.	\$274,152	\$214,067	78.08%	\$274,153	\$269,730	98.39%
Hotel-Motel Tax Fund	\$665,000	\$679,306	102.15%	\$607,912	\$568,969	93.59%

City of Rockport

General Fund Revenues as of July 31, 2014

General Fund Revenues

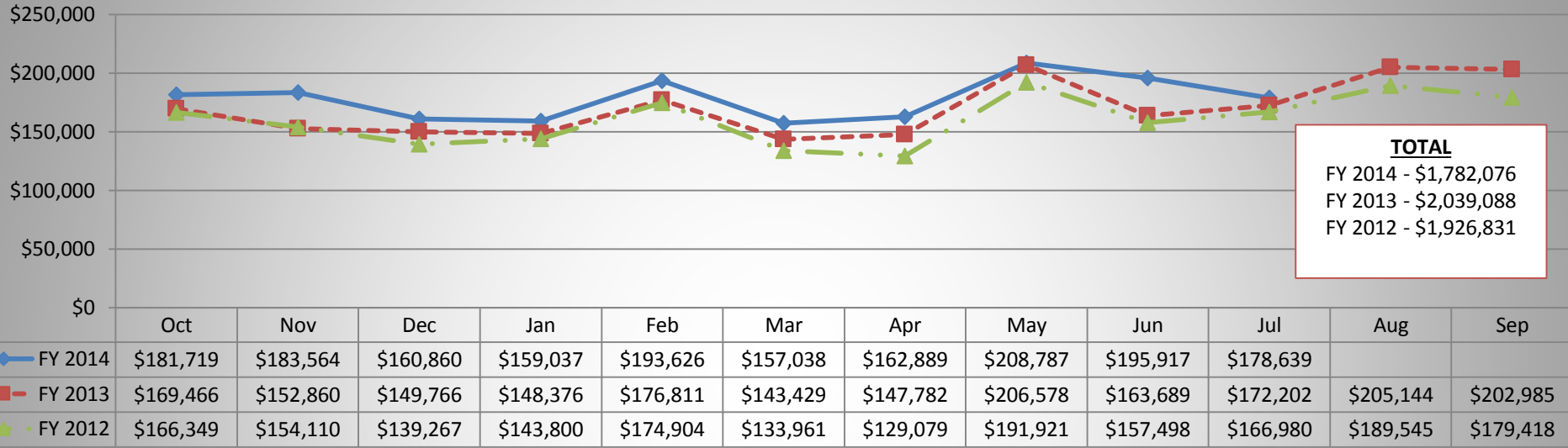


➤ **Revenues will increase in December, January and February due to collection of the Ad Valorem Taxes**

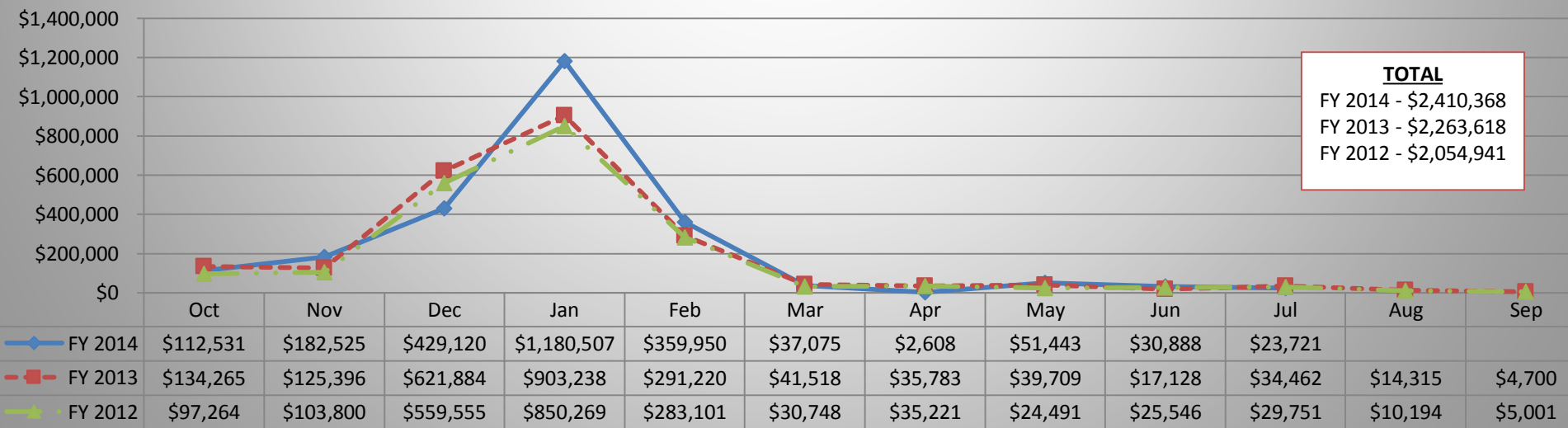
City of Rockport

General Fund Revenues as of July 31, 2014

Sales Tax Revenue

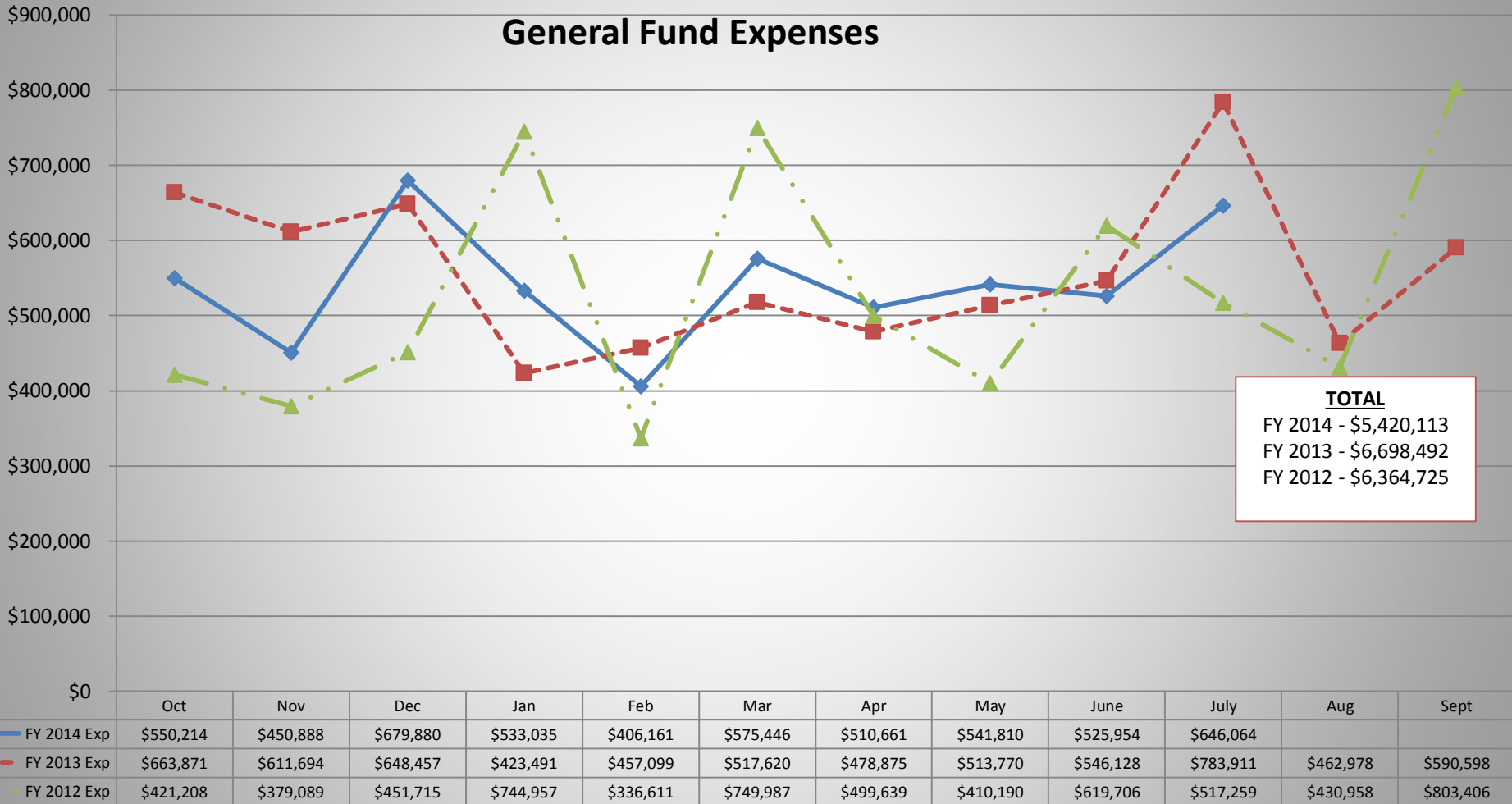


Ad Valorem Tax Revenue



City of Rockport

General Fund Expenditures as of July 31, 2014

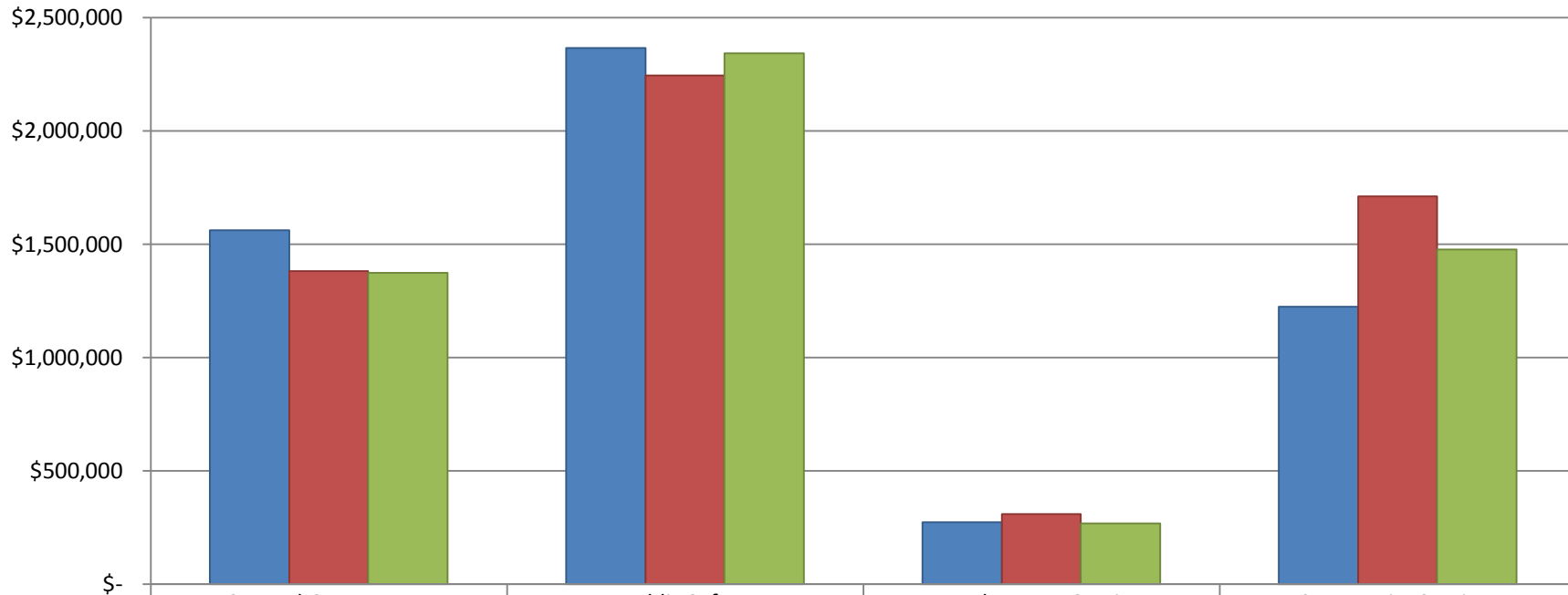


➤ Expenditures in a given month will vary from year to year due to variability of timing of when payment requests are received and paid.

City of Rockport

General Fund Expenditures as of July 31, 2014

General Fund Expenditures Comparison



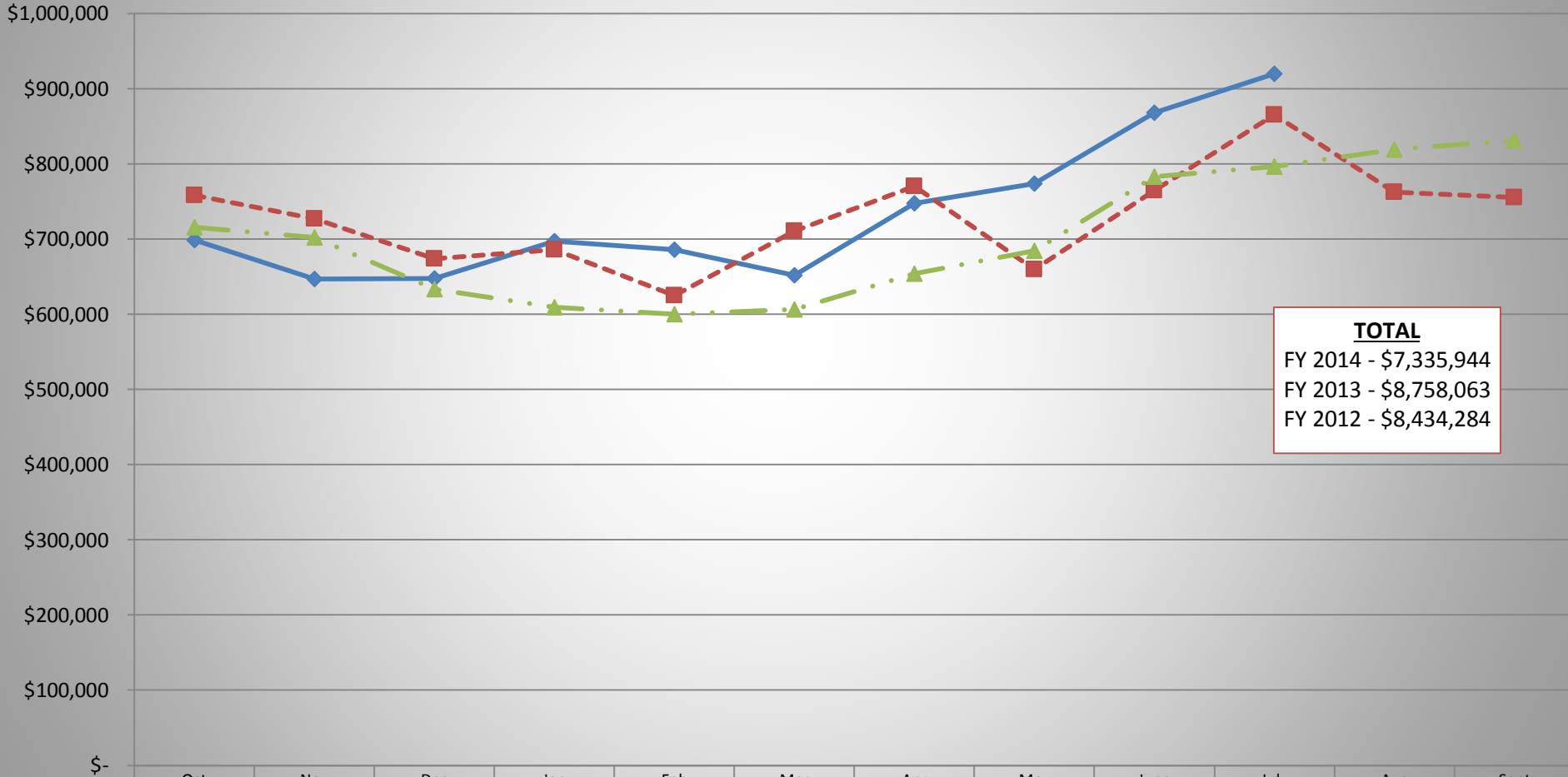
	General Government	Public Safety	Development Services	Community Services
YTD as of July 31, 2014	\$1,560,135	\$2,364,449	\$271,625	\$1,223,904
YTD as of July 31, 2013	\$1,381,460	\$2,244,889	\$308,529	\$1,710,039
YTD as of July 31, 2012	\$1,372,307	\$2,341,402	\$266,855	\$1,477,220

- **General Government** includes Mayor & Council, City Manager, City Secretary, Finance, Information Technology, Building Maintenance and Organizational
- **Public Safety** includes Police Administration, Patrol, CID, and Municipal Court
- **Development Services** includes Building Development, Inspections, and Code Enforcement
- **Community Services** includes Parks and Recreation, and Street Department

City of Rockport

Utility System Fund Revenues as of July 31, 2014

Utility System Fund Revenues



TOTAL
FY 2014 - \$7,335,944
FY 2013 - \$8,758,063
FY 2012 - \$8,434,284

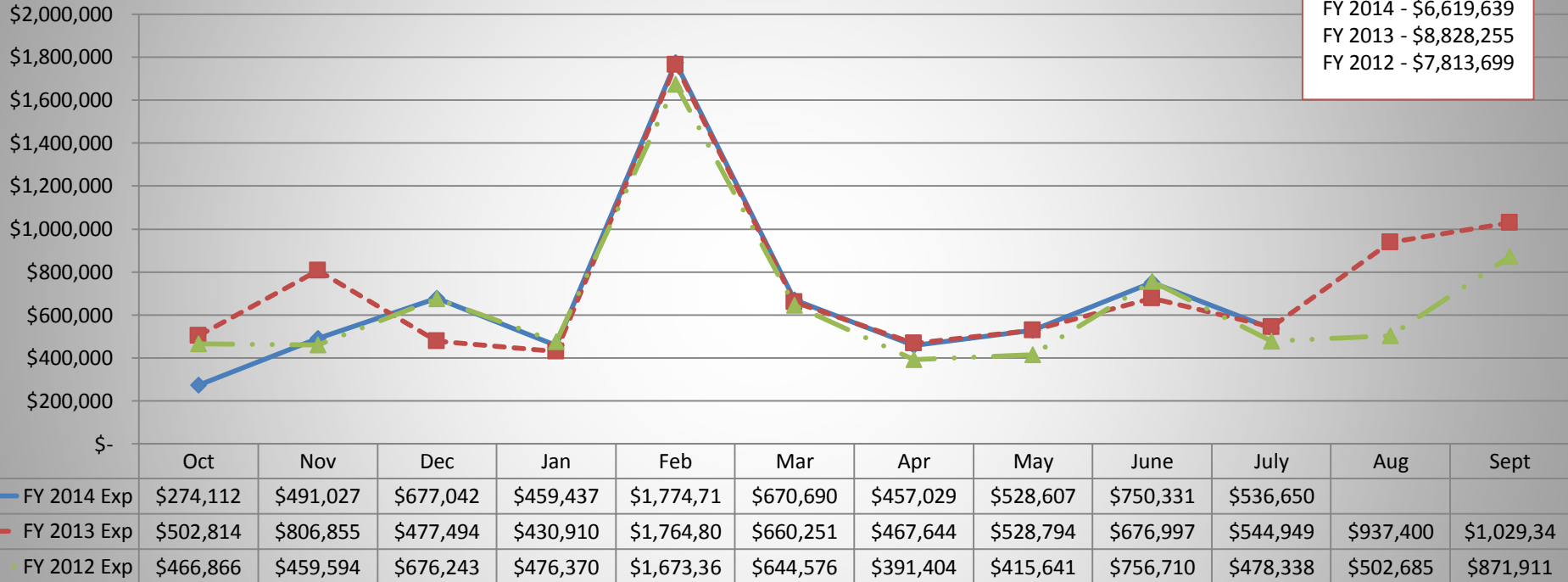
	Oct	Nov	Dec	Jan	Feb	Mar	Apr	May	June	July	Aug	Sept
FY 2014 Rev	\$698,255	\$647,168	\$647,242	\$696,999	\$686,027	\$651,493	\$747,685	\$773,889	\$867,739	\$919,447		
FY 2013 Rev	\$758,438	\$726,791	\$673,869	\$685,862	\$625,127	\$710,349	\$770,306	\$659,703	\$764,226	\$865,514	\$762,417	\$755,461
FY 2012 Rev	\$715,754	\$701,944	\$633,067	\$609,207	\$600,365	\$606,118	\$654,291	\$684,123	\$782,931	\$796,457	\$819,056	\$830,971

City of Rockport

Utility System Fund Expenditures as of July 31, 2014

Utility System Fund Expenses

TOTAL
 FY 2014 - \$6,619,639
 FY 2013 - \$8,828,255
 FY 2012 - \$7,813,699

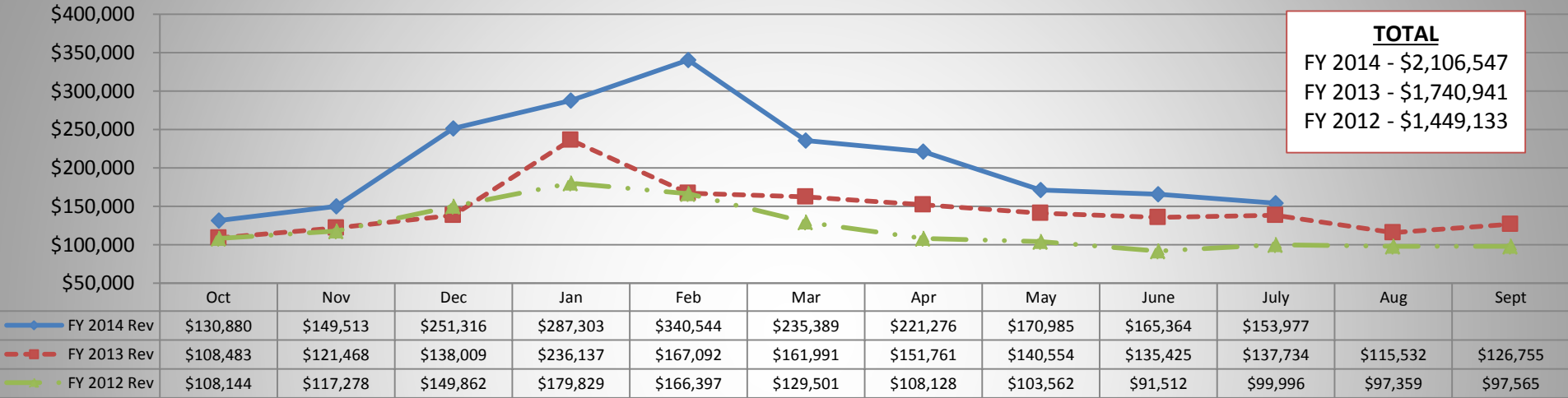


➤ **Expenses in February appear increased due to the debt service principal and interest payments. Expenses in August appear increased due to the debt service interest payments.**

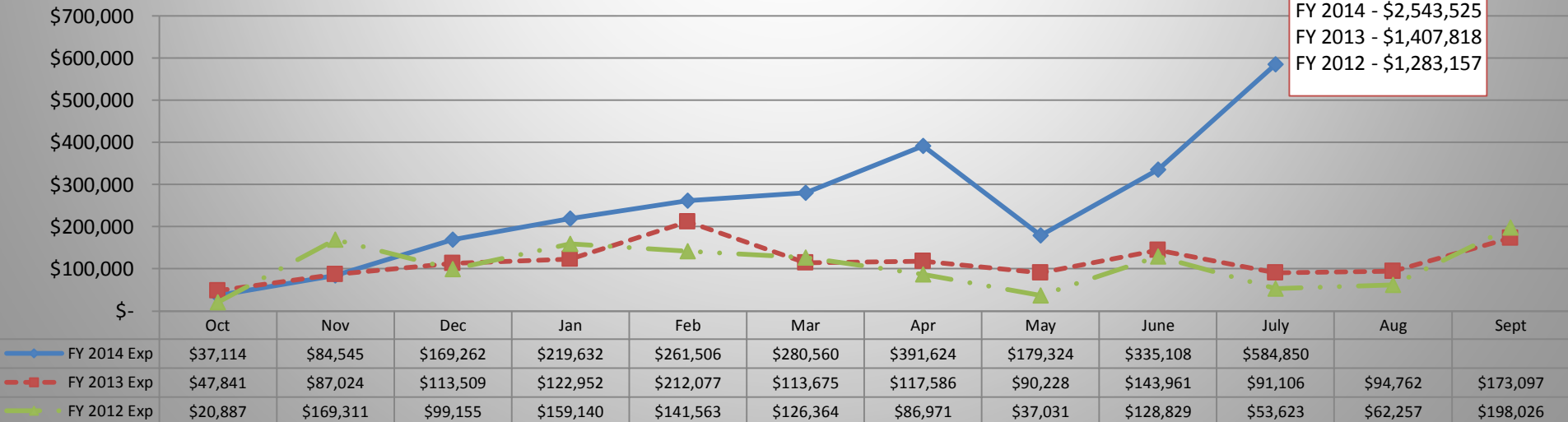
City of Rockport

Natural Gas Fund Revenues and Expenditures as of July 31, 2014

Natural Gas Fund Revenues

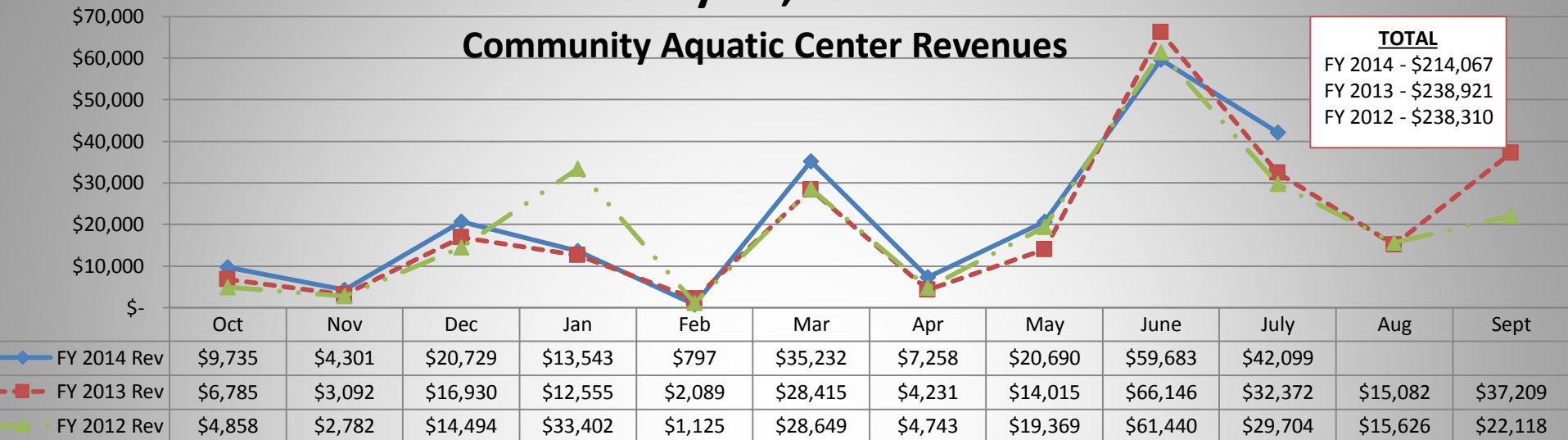


Natural Gas Fund Expenditures



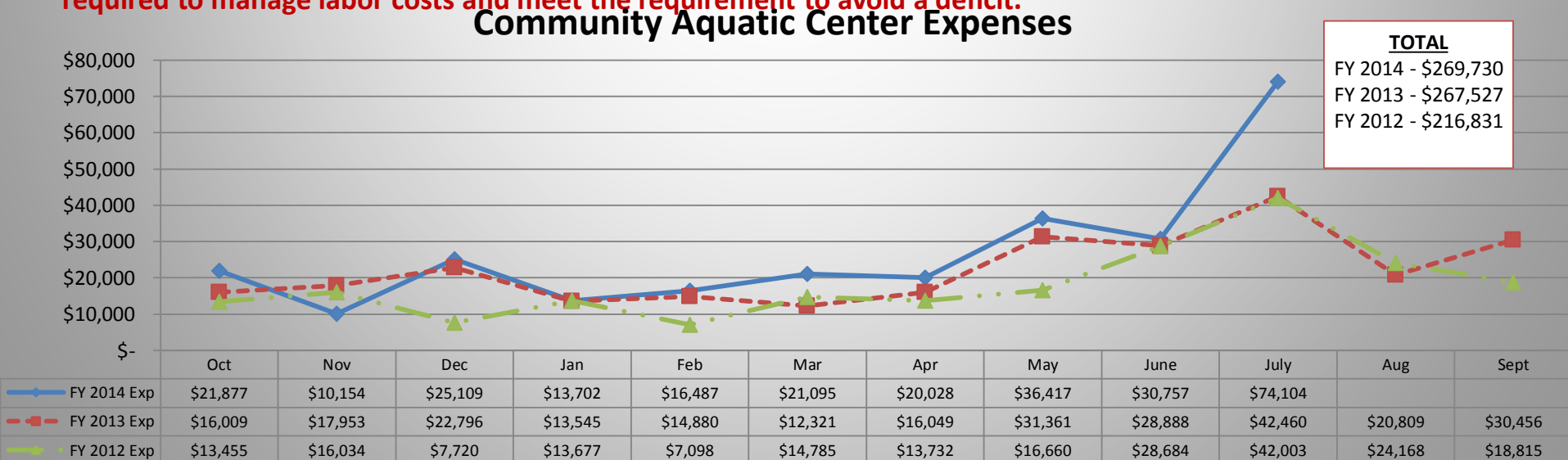
City of Rockport

Community Aquatic Center Fund Revenues and Expenditures as of July 31, 2014



TOTAL
 FY 2014 - \$214,067
 FY 2013 - \$238,921
 FY 2012 - \$238,310

➤ **Aquatic Center revenues are very susceptible to the impact of weather as well as variability in hours of operation required to manage labor costs and meet the requirement to avoid a deficit.**

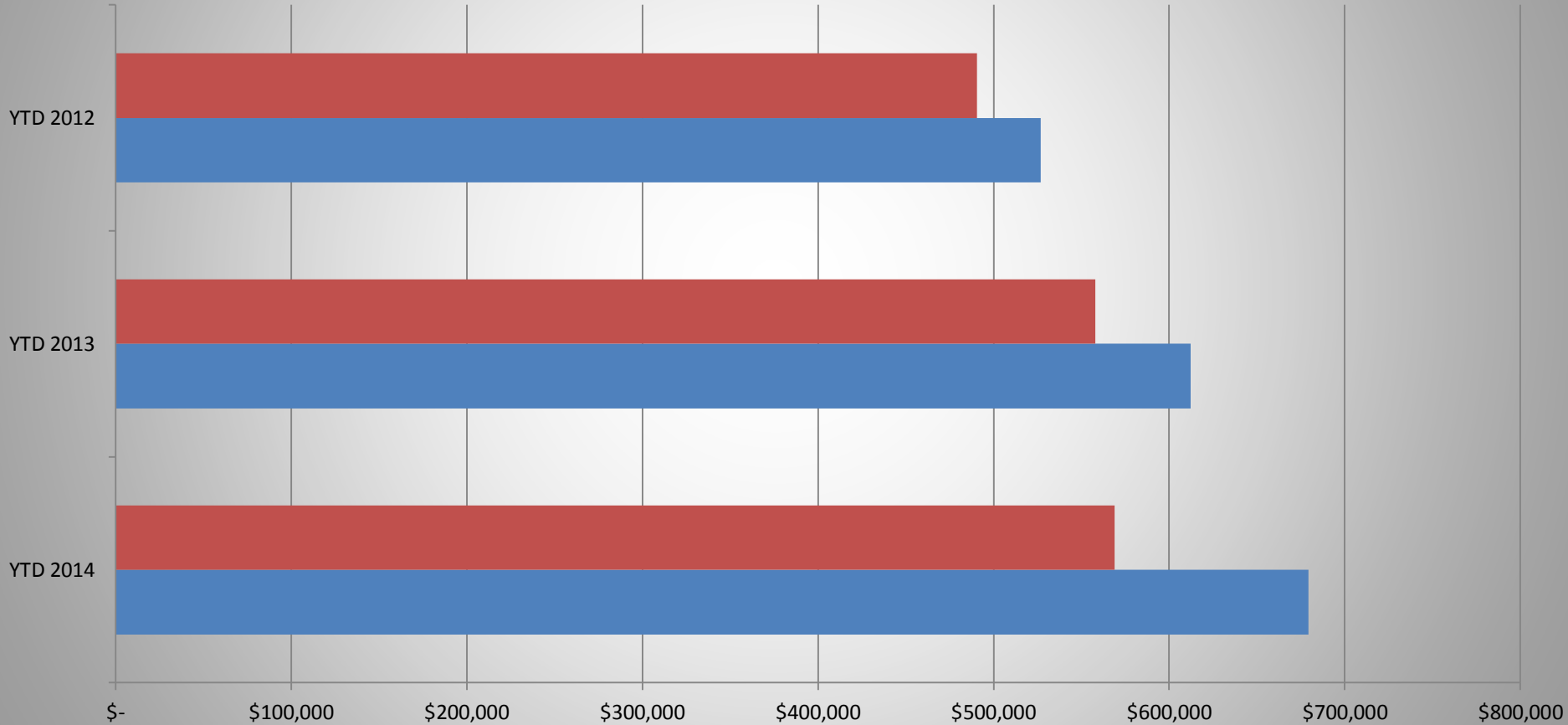


TOTAL
 FY 2014 - \$269,730
 FY 2013 - \$267,527
 FY 2012 - \$216,831

City of Rockport

Hotel-Motel Tax Fund Revenues and Expenditures Year to Date as of July 31, 2014

Hotel-Motel Tax Fund YTD Revenues and Expenditures as of July 31st

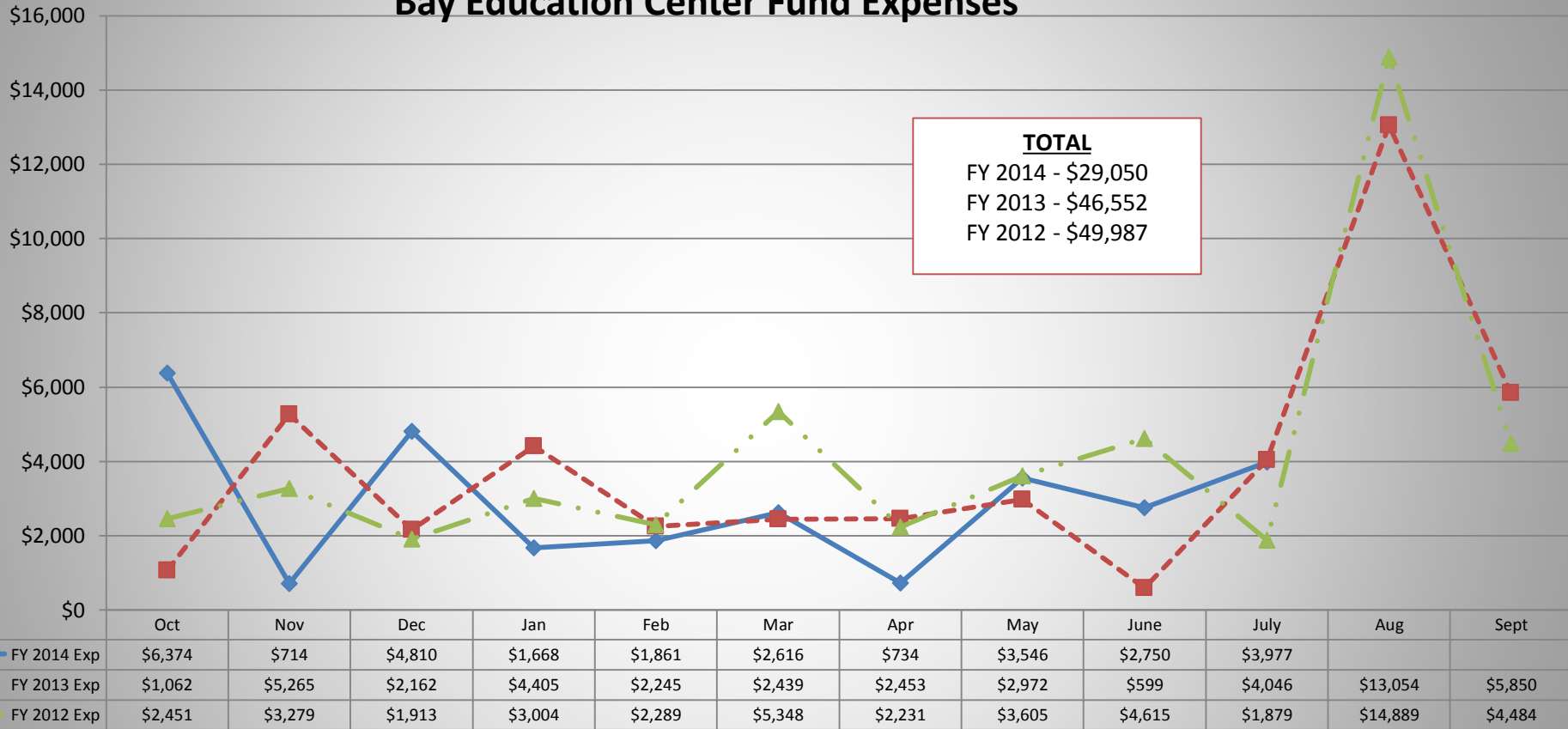


	YTD 2014	YTD 2013	YTD 2012
Expenses	\$568,969	\$558,020	\$490,439
Revenues	\$679,306	\$612,219	\$526,820

City of Rockport

Bay Education Center Fund Expenditures as of July 31, 2014

Bay Education Center Fund Expenses



- Expenditures recognized an increase in August and September due to the timing of annual property insurance payments
- Expenditures increases in November FY 2013 and January FY 2013 were due to contract services to re-stain the concrete outside the BEC and annual lease payment to Aransas County Navigation District.