



Monthly Financial Reports

**For Period Ending
September 30, 2014**

City of Rockport

Summary of Revenues and Expenditures as of September 30, 2014

12th month in Fiscal year 2013-2014 or 100% completed as of September 30, 2014

- **Current Property Tax collection is slightly below budget at 97.51%**
- **Building Permits are above budget at 125.80%**
- **Interest rates are above budget at 121.71%**
- **Water sales are at 92.88%, Sewer sales are at 95.49%**
- **Natural gas sales are at 116.78%**
- **Bay Education Center expenses are at \$50,022.71 which is 109.46% of total budget.**

Revenues

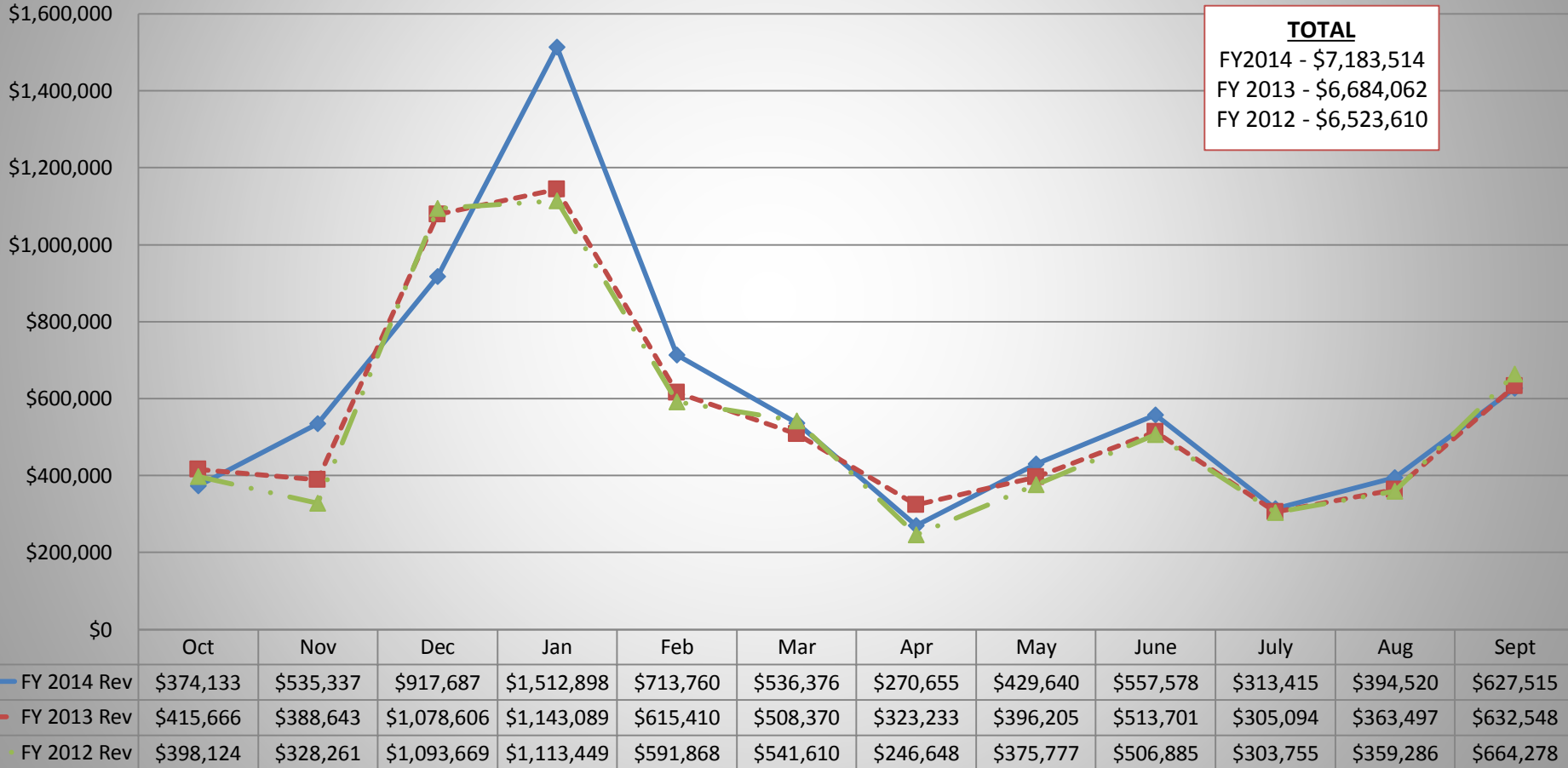
Expenditures

FUND	FY 2014 Budget	FY 2014 Actual	% of FY 2014 Budget	FY 2014 Budget	FY 2014 Actual	% of FY 2014 Budget
General Fund	\$7,005,204	\$7,183,514	102.55%	\$6,981,012	\$6,740,876	96.56%
Utility Sys. Fund	\$9,587,244	\$9,106,981	94.99%	\$9,580,161	\$8,826,052	92.13%
Natural Gas Fund	\$2,028,482	\$2,389,539	117.80%	\$2,025,436	\$2,122,786	104.81%
Community Aquatic Ctr.	\$274,152	\$283,132	103.28%	\$274,153	\$338,135	123.34%
Hotel-Motel Tax Fund	\$665,000	\$791,920	119.09%	\$607,912	\$683,601	112.45%

City of Rockport

General Fund Revenues as of September 30, 2014

General Fund Revenues

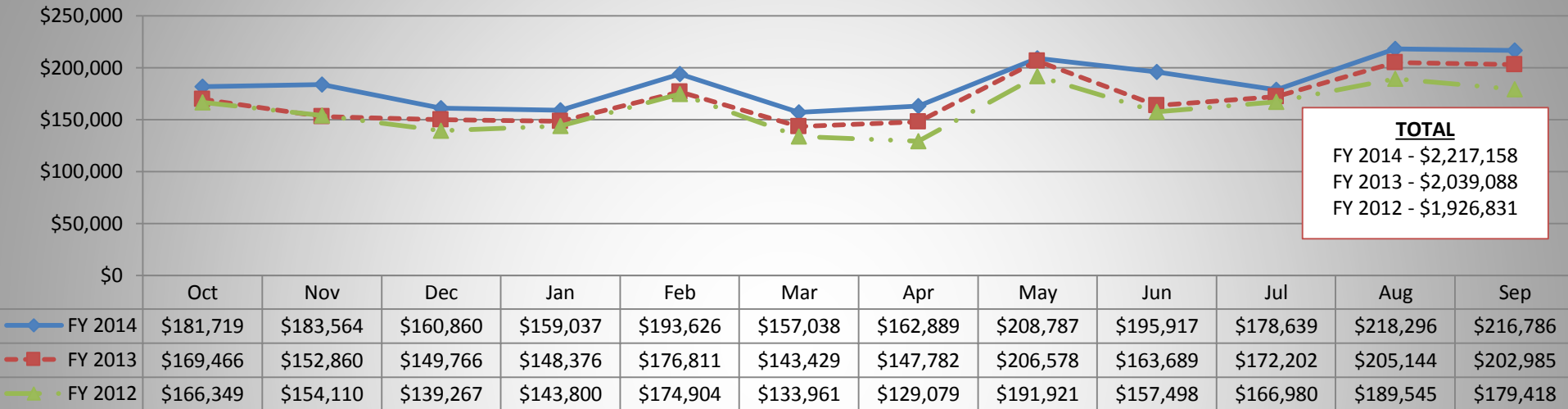


➤ **Revenues will increase in December, January and February due to collection of the Ad Valorem Taxes**

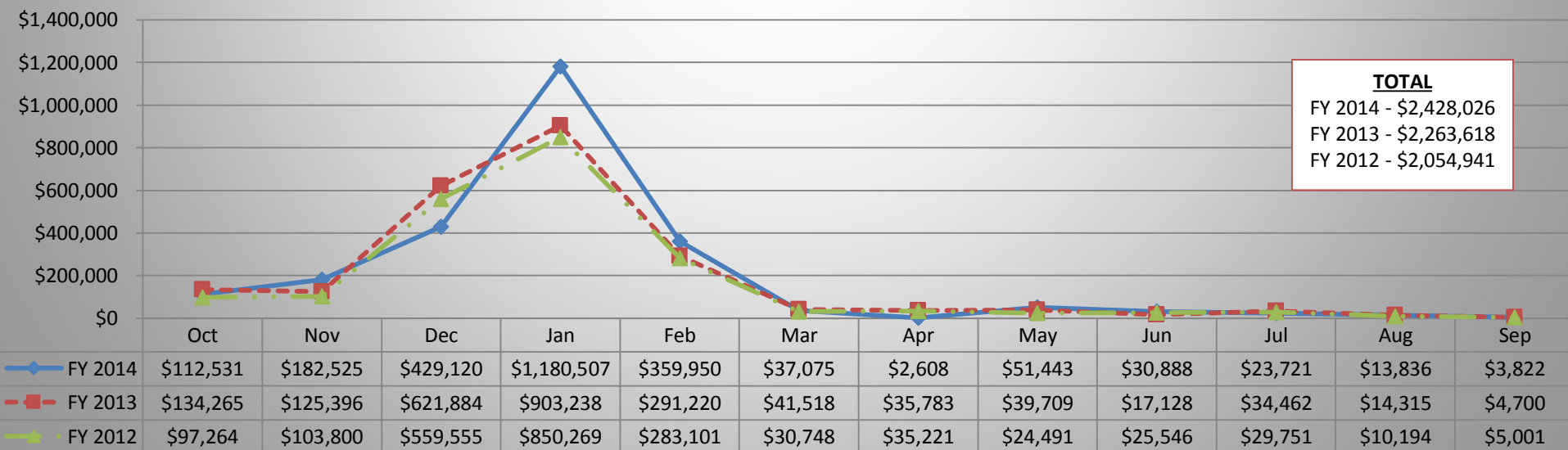
City of Rockport

General Fund Revenues as of September 30, 2014

Sales Tax Revenue

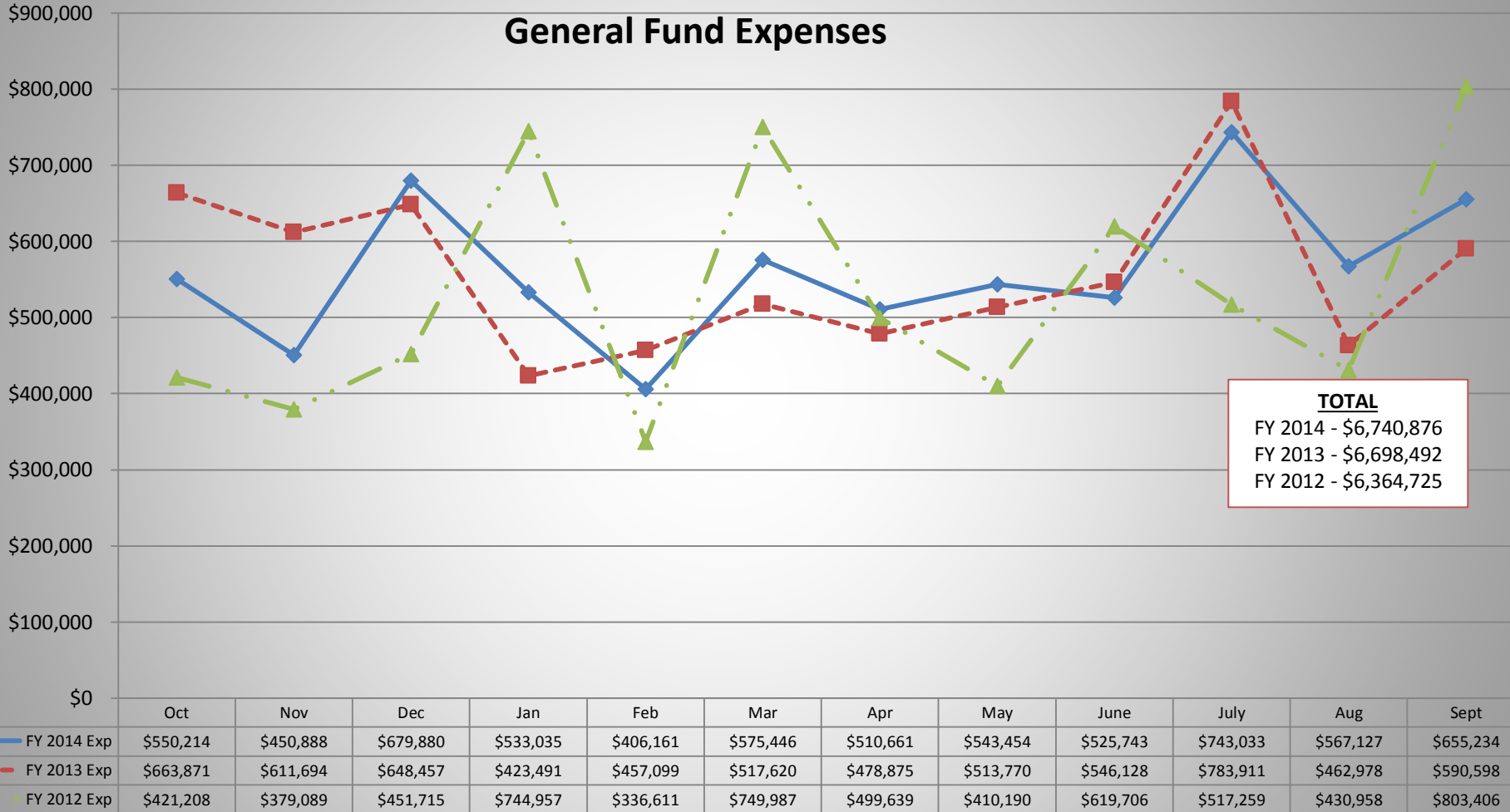


Ad Valorem Tax Revenue



City of Rockport

General Fund Expenditures as of September 30, 2014

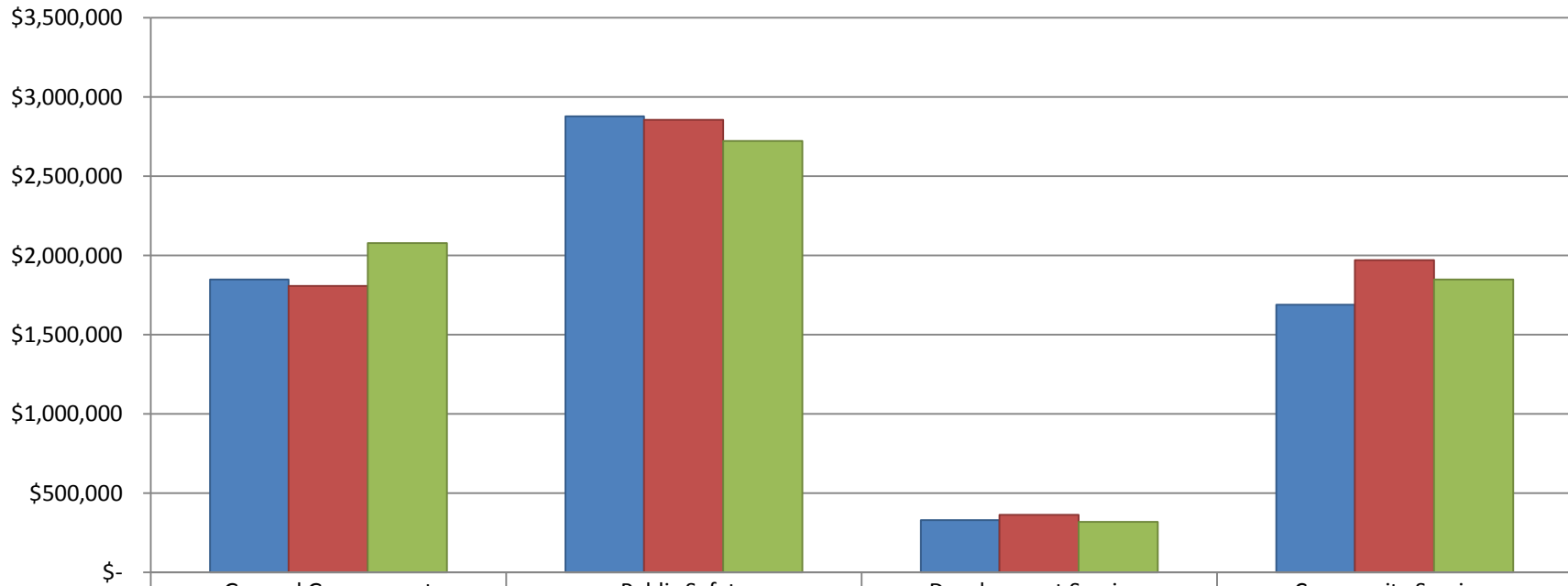


➤ Expenditures in a given month will vary from year to year due to variability of timing of when payment requests are received and paid.

City of Rockport

General Fund Expenditures as of September 30, 2014

General Fund Expenditures Comparison



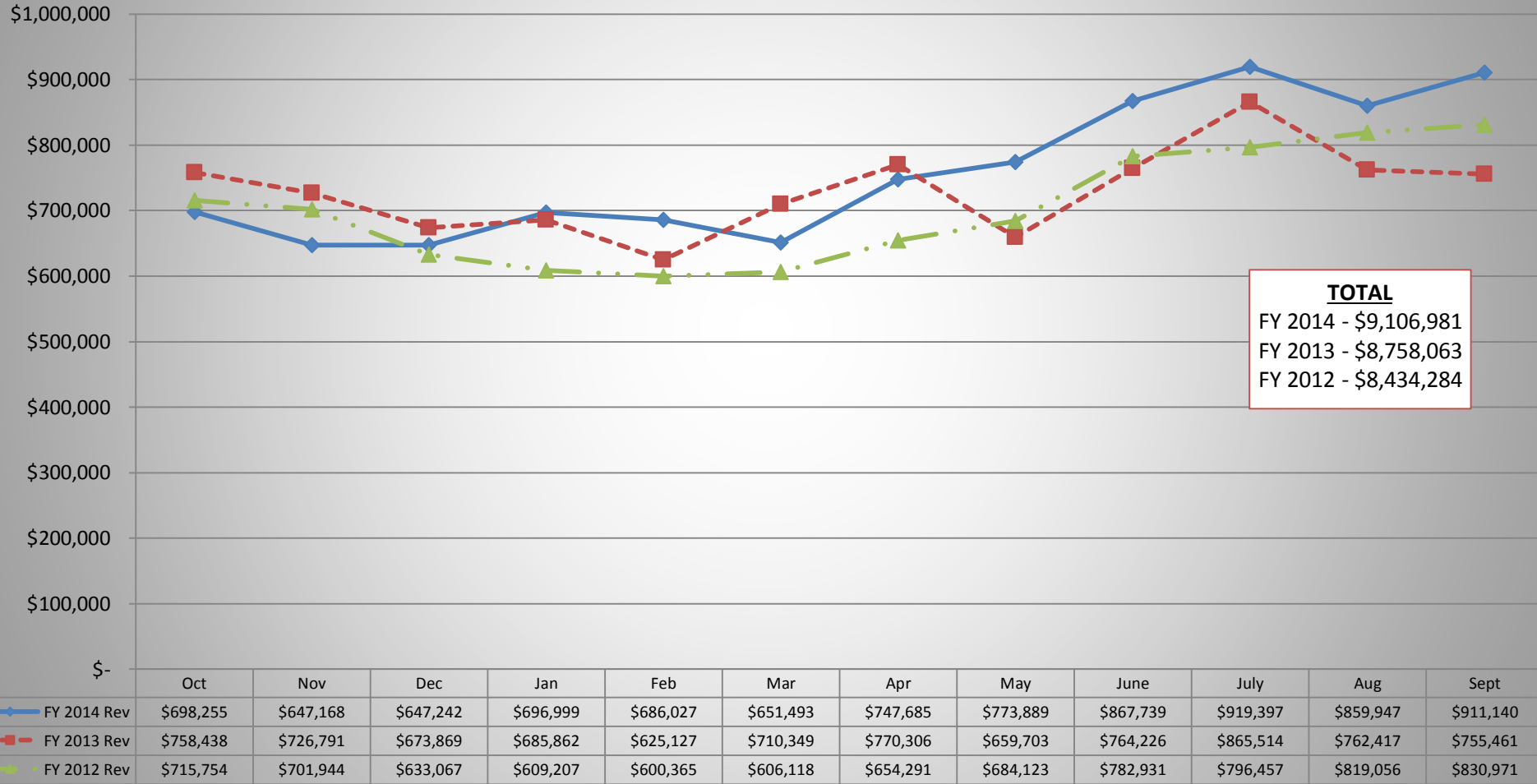
	General Government	Public Safety	Development Services	Community Services
YTD as of Sept., 30, 2014	\$1,846,079	\$2,876,555	\$329,701	\$1,688,541
YTD as of Sept., 30, 2013	\$1,805,170	\$2,854,511	\$363,822	\$1,970,324
YTD as of Sept., 30, 2012	\$2,078,710	\$2,722,466	\$319,370	\$1,849,110

- **General Government** includes Mayor & Council, City Manager, City Secretary, Finance, Information Technology, Building Maintenance and Organizational
- **Public Safety** includes Police Administration, Patrol, CID, and Municipal Court
- **Development Services** includes Building Development, Inspections, and Code Enforcement
- **Community Services** includes Parks and Recreation, and Street Department

City of Rockport

Utility System Fund Revenues as of September 30, 2014

Utility System Fund Revenues



TOTAL
 FY 2014 - \$9,106,981
 FY 2013 - \$8,758,063
 FY 2012 - \$8,434,284

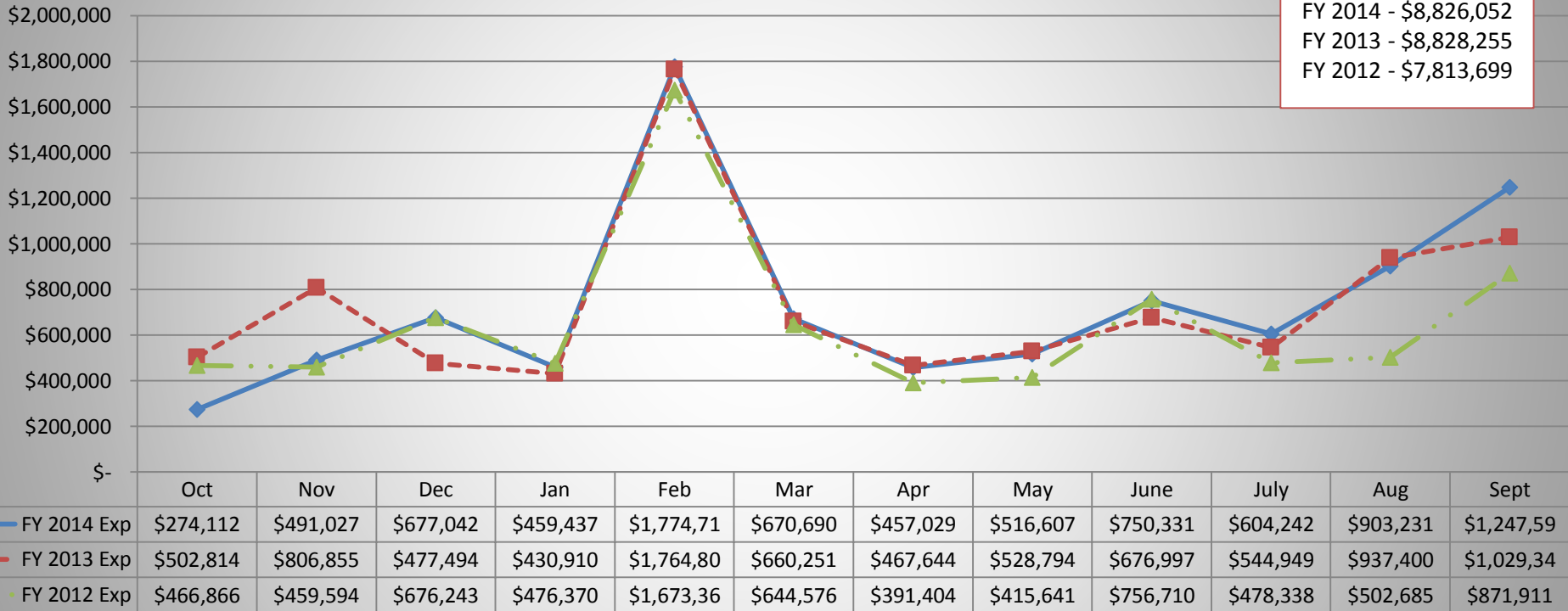
	Oct	Nov	Dec	Jan	Feb	Mar	Apr	May	June	July	Aug	Sept
FY 2014 Rev	\$698,255	\$647,168	\$647,242	\$696,999	\$686,027	\$651,493	\$747,685	\$773,889	\$867,739	\$919,397	\$859,947	\$911,140
FY 2013 Rev	\$758,438	\$726,791	\$673,869	\$685,862	\$625,127	\$710,349	\$770,306	\$659,703	\$764,226	\$865,514	\$762,417	\$755,461
FY 2012 Rev	\$715,754	\$701,944	\$633,067	\$609,207	\$600,365	\$606,118	\$654,291	\$684,123	\$782,931	\$796,457	\$819,056	\$830,971

City of Rockport

Utility System Fund Expenditures as of September 30, 2014

Utility System Fund Expenses

<u>TOTAL</u>	
FY 2014 -	\$8,826,052
FY 2013 -	\$8,828,255
FY 2012 -	\$7,813,699

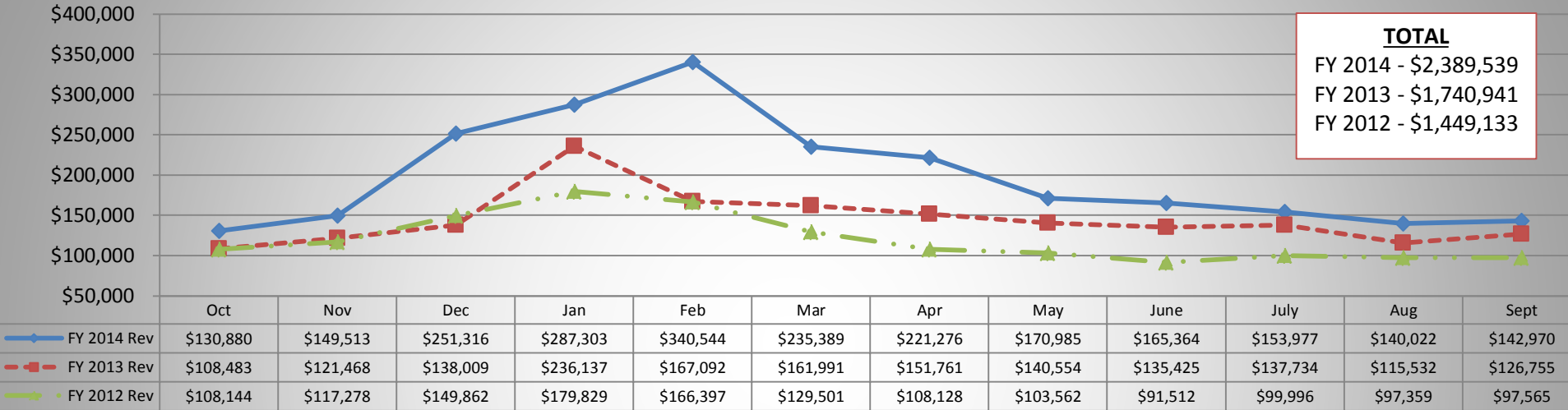


➤ **Expenses in February appear increased due to the debt service principal and interest payments. Expenses in August appear increased due to the debt service interest payments.**

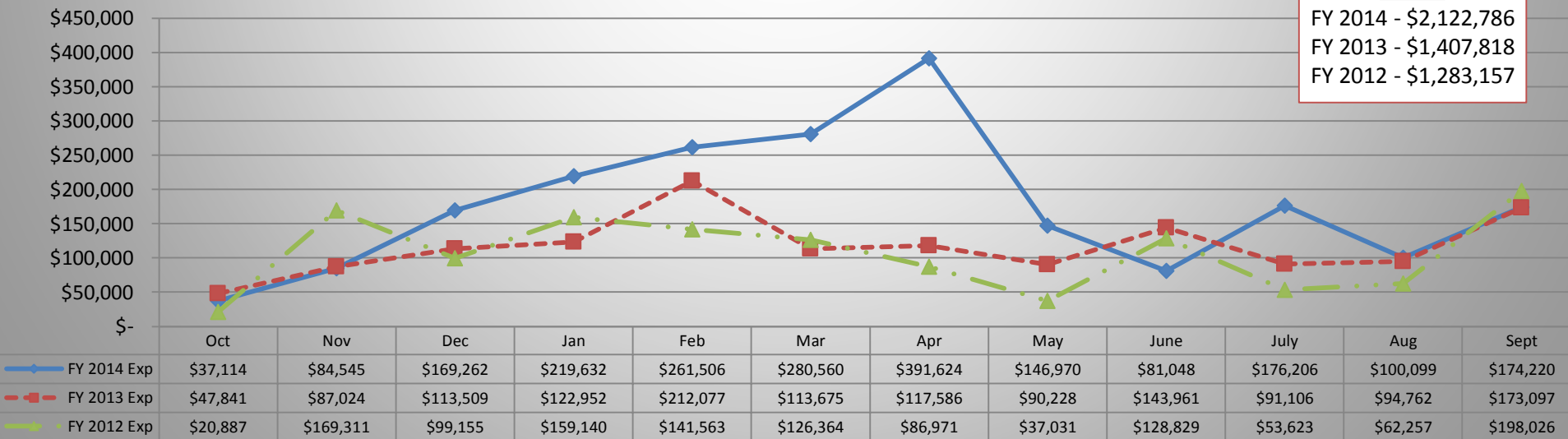
City of Rockport

Natural Gas Fund Revenues and Expenditures as of September 30, 2014

Natural Gas Fund Revenues

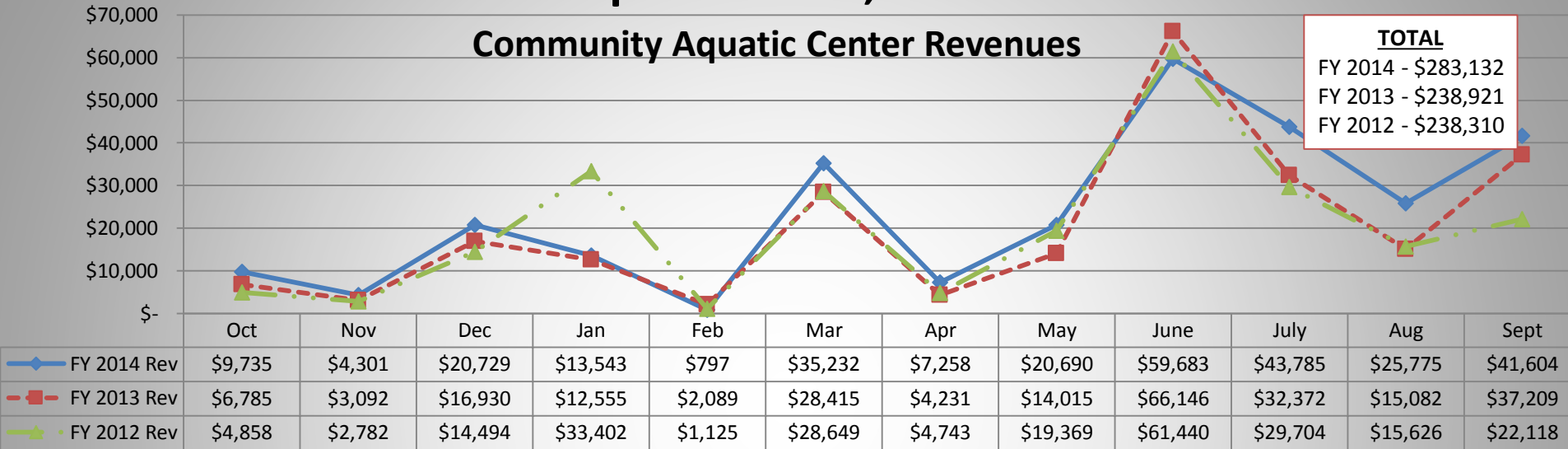


Natural Gas Fund Expenditures

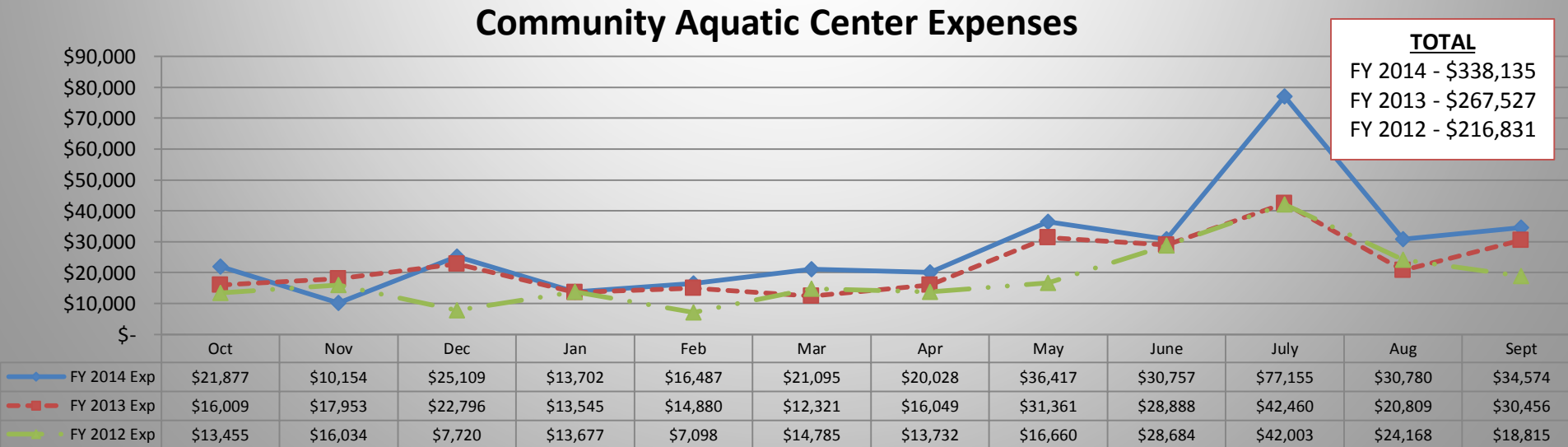


City of Rockport

Community Aquatic Center Fund Revenues and Expenditures as of September 30, 2014



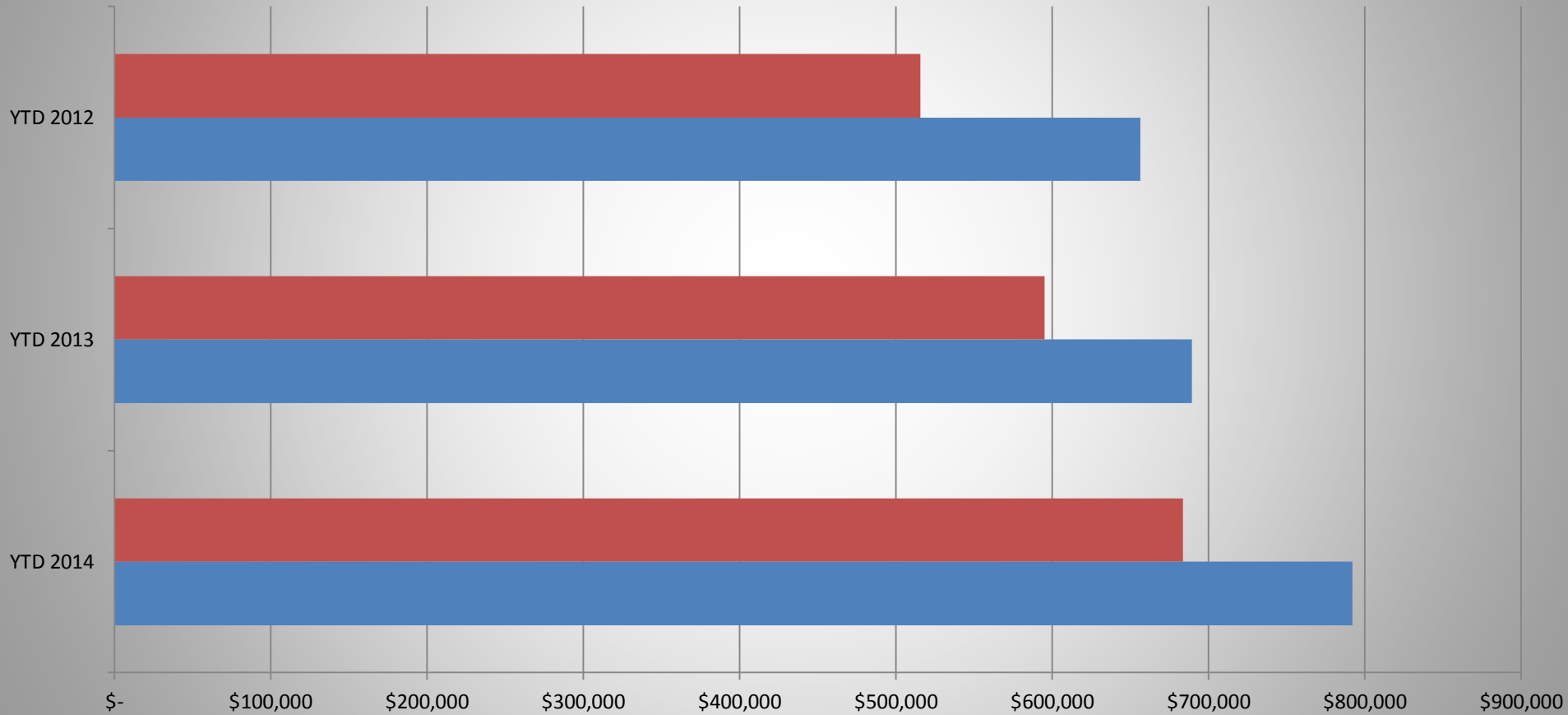
➤ Aquatic Center revenues are very susceptible to the impact of weather as well as variability in hours of operation required to manage labor costs and meet the requirement to avoid a deficit.



City of Rockport

Hotel-Motel Tax Fund Revenues and Expenditures Year to Date as of September 30, 2014

Hotel-Motel Tax Fund YTD Revenues and Expenditures as of September 30th

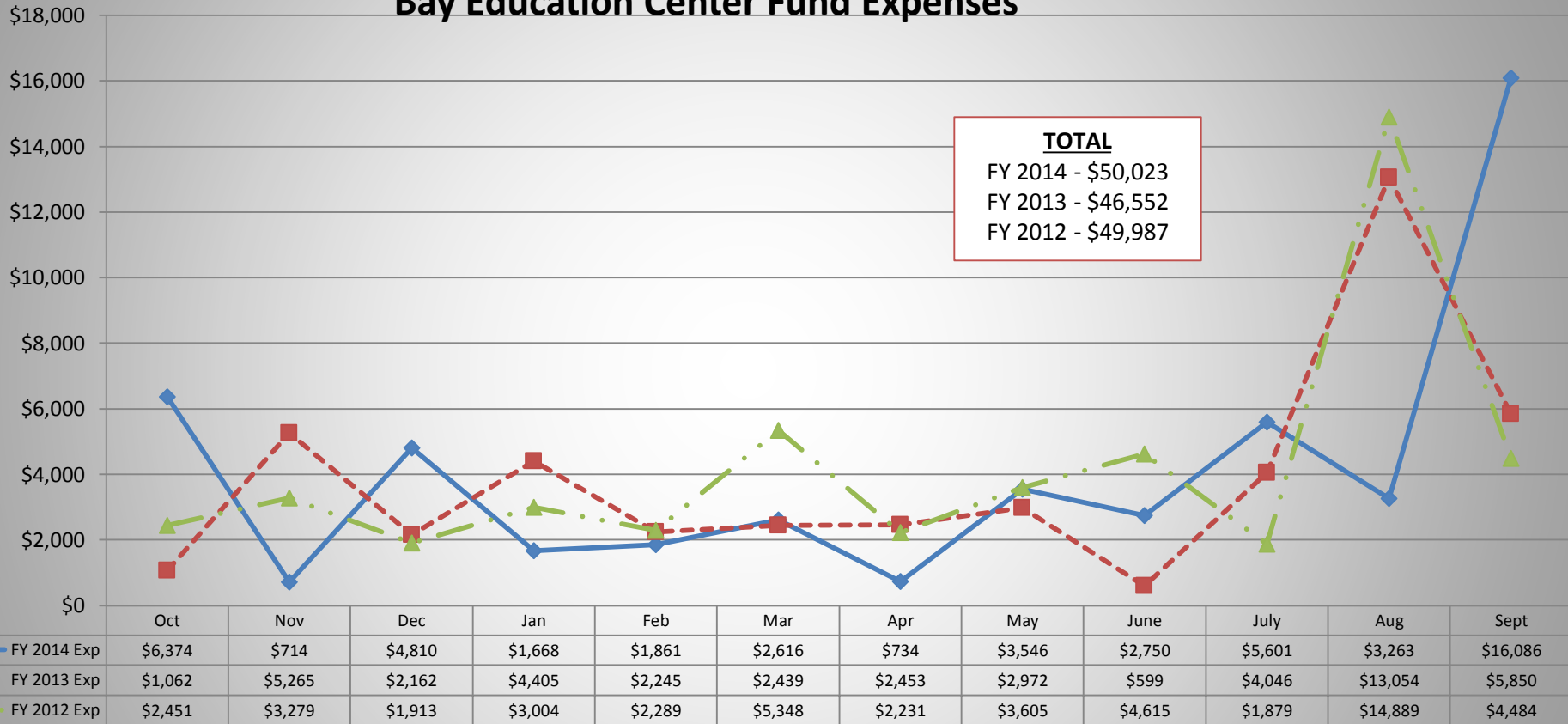


	YTD 2014	YTD 2013	YTD 2012
Expenses	\$683,601	\$595,148	\$515,539
Revenues	\$791,920	\$689,331	\$656,351

City of Rockport

Bay Education Center Fund Expenditures as of September 30, 2014

Bay Education Center Fund Expenses



- Expenditures recognized an increase in August and September due to the timing of annual property insurance payments
- Expenditures increases in November FY 2013 and January FY 2013 were due to contract services to re-stain the concrete outside the BEC and annual lease payment to Aransas County Navigation District.