



Monthly Financial Reports

**For Period Ending
October 31, 2014**

City of Rockport

Summary of Revenues and Expenditures as of October 31, 2014

1st month in Fiscal year 2014-2015 or 8% completed as of October 31, 2014

- **Current Property Tax collection is below budget at 3.69%**
- **Building Permits are above budget at 10.94%**
- **Interest rates are below budget at 2.71%**
- **Water sales are at 6.87%, Sewer sales are at 7.46%**
- **Natural gas sales are at 6.32%**
- **Bay Education Center expenses are at \$1,316.89 which is 2.76% of total budget.**

Revenues

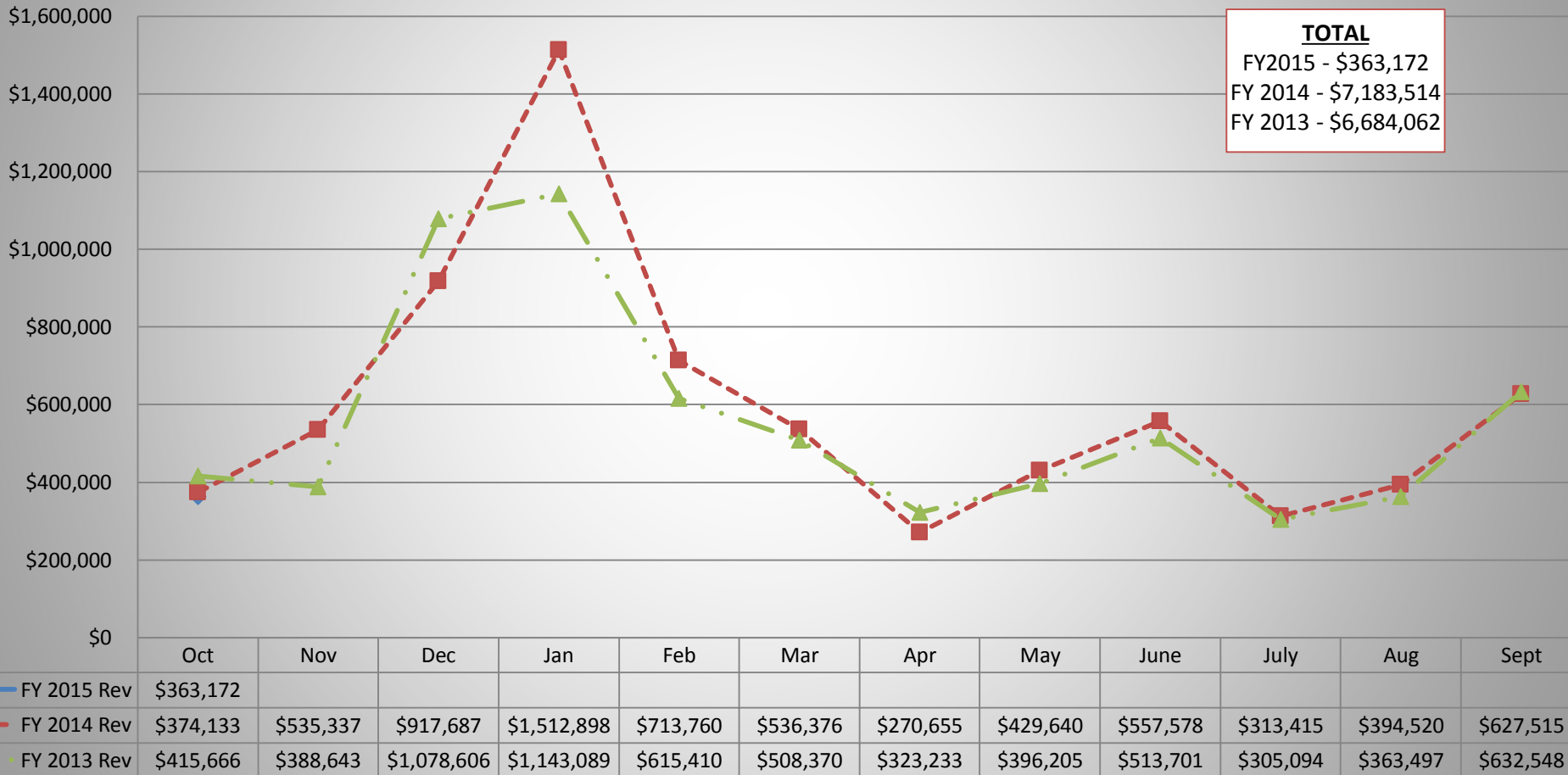
Expenditures

FUND	FY 2015 Budget	FY 2015 Actual	% of FY 2015 Budget	FY 2015 Budget	FY 2015 Actual	% of FY 2015 Budget
General Fund	\$7,825,045	\$363,172	4.64%	\$7,789,136	\$459,335	5.90%
Utility Sys. Fund	\$9,776,727	\$682,047	6.98%	\$9,917,256	\$137,377	1.39%
Natural Gas Fund	\$2,191,334	\$137,869	6.29%	\$2,203,361	\$41,524	1.88%
Community Aquatic Ctr.	\$281,827	\$11,320	4.02%	\$281,827	\$15,311	5.43%
Hotel-Motel Tax Fund	\$695,000	\$196,332	28.25%	\$661,502	\$69,875	10.56%

City of Rockport

General Fund Revenues as of October 31, 2014

General Fund Revenues

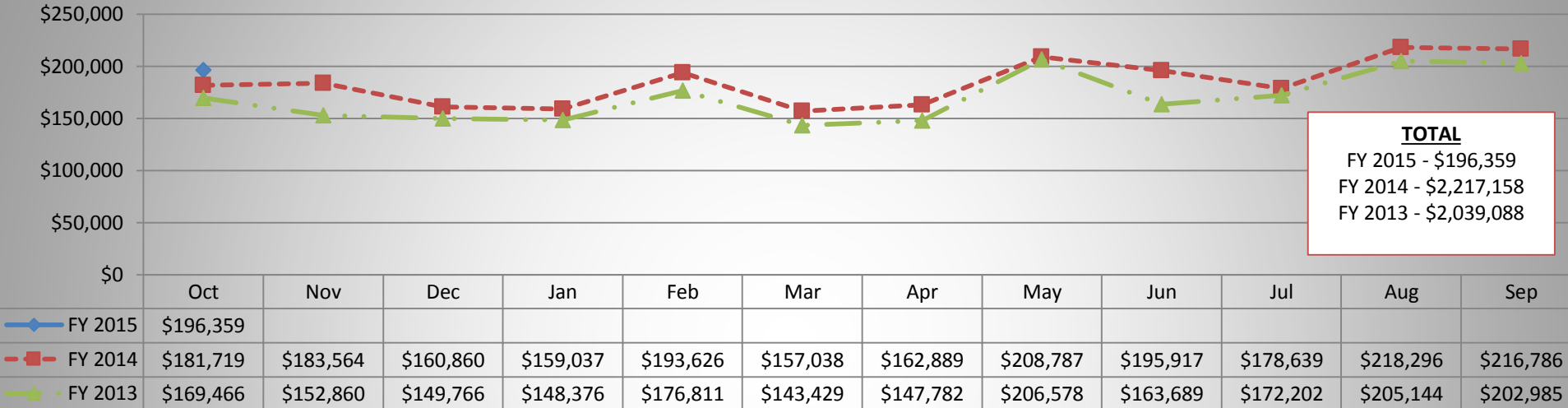


➤ **Revenues will increase in December, January and February due to collection of the Ad Valorem Taxes**

City of Rockport

General Fund Revenues as of October 31, 2014

Sales Tax Revenue

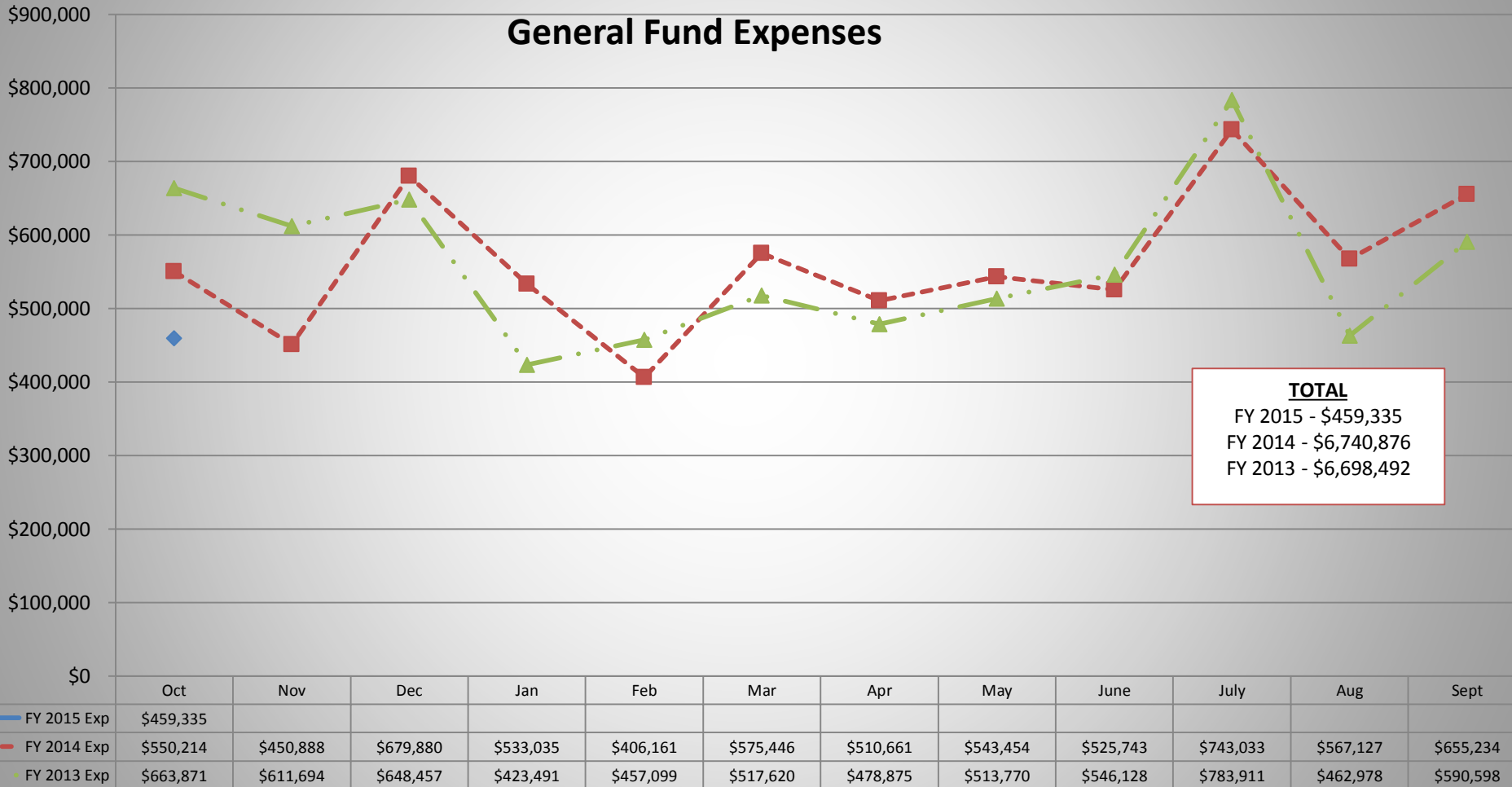


Ad Valorem Tax Revenue



City of Rockport

General Fund Expenditures as of October 31, 2014



➤ Expenditures in a given month will vary from year to year due to variability of timing of when payment requests are received and paid.

City of Rockport

General Fund Expenditures as of October 31, 2014

General Fund Expenditures Comparison

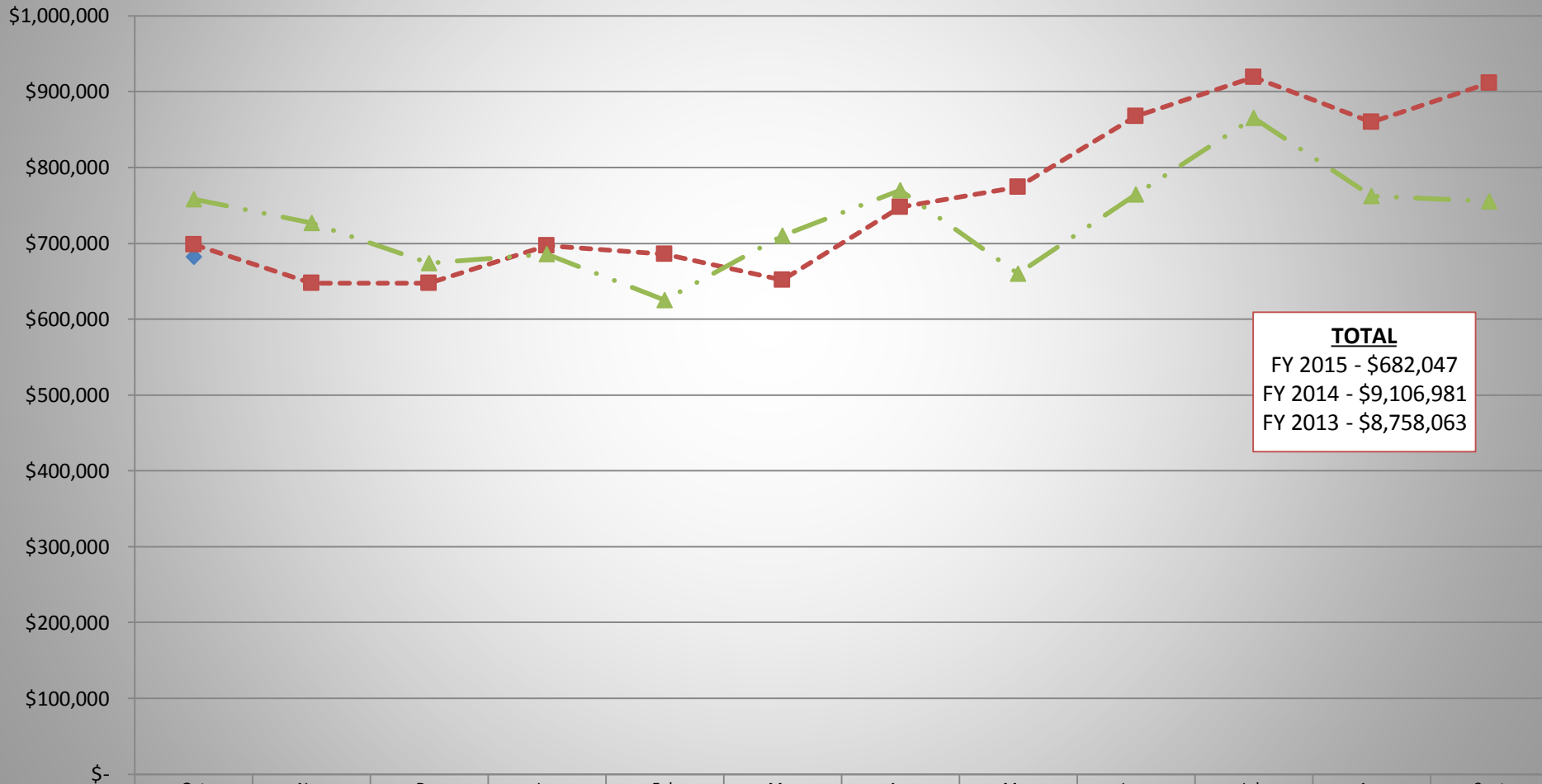


- **General Government** includes Mayor & Council, City Manager, City Secretary, Finance, Information Technology, Building Maintenance and Organizational
- **Public Safety** includes Police Administration, Patrol, CID, and Municipal Court
- **Development Services** includes Building Development, Inspections, and Code Enforcement
- **Community Services** includes Parks and Recreation, and Street Department

City of Rockport

Utility System Fund Revenues as of October 31, 2014

Utility System Fund Revenues



TOTAL
 FY 2015 - \$682,047
 FY 2014 - \$9,106,981
 FY 2013 - \$8,758,063

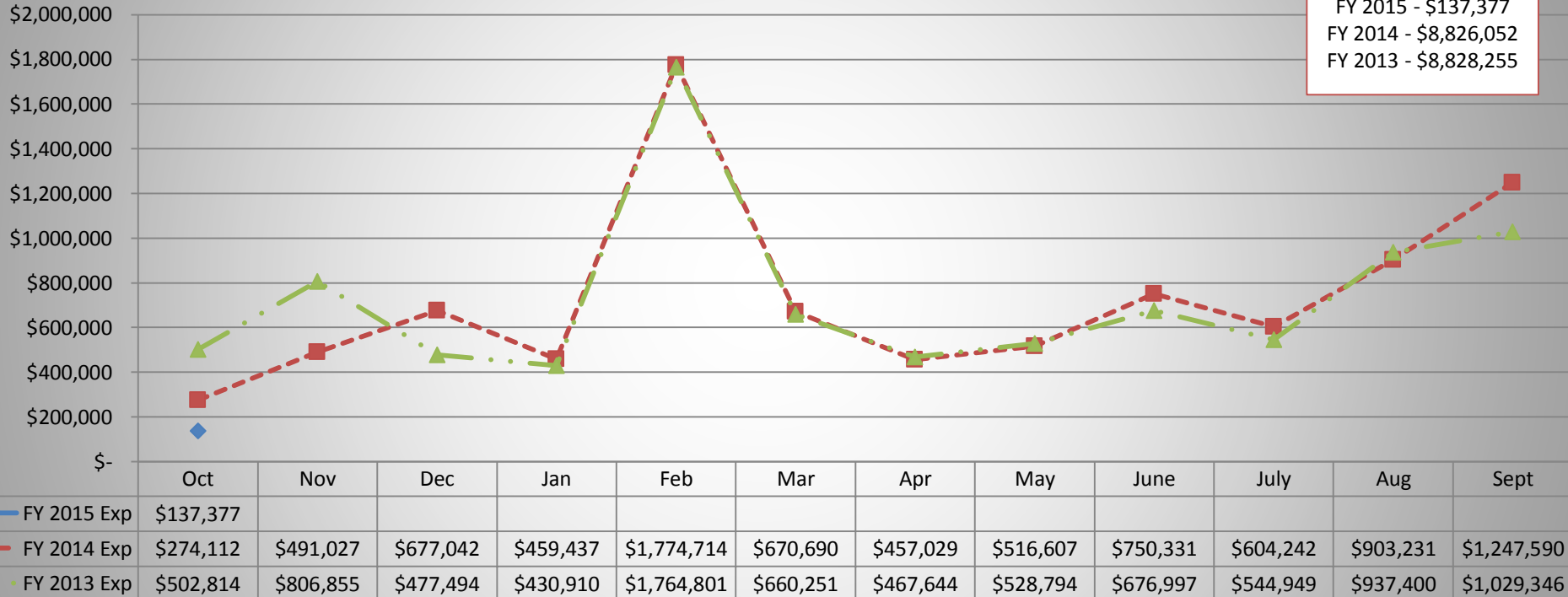
	Oct	Nov	Dec	Jan	Feb	Mar	Apr	May	June	July	Aug	Sept
FY 2015 Rev	\$682,047											
FY 2014 Rev	\$698,255	\$647,168	\$647,242	\$696,999	\$686,027	\$651,493	\$747,685	\$773,889	\$867,739	\$919,397	\$859,947	\$911,140
FY 2013 Rev	\$758,438	\$726,791	\$673,869	\$685,862	\$625,127	\$710,349	\$770,306	\$659,703	\$764,226	\$865,514	\$762,417	\$755,461

City of Rockport

Utility System Fund Expenditures as of October 31, 2014

Utility System Fund Expenses

TOTAL
 FY 2015 - \$137,377
 FY 2014 - \$8,826,052
 FY 2013 - \$8,828,255

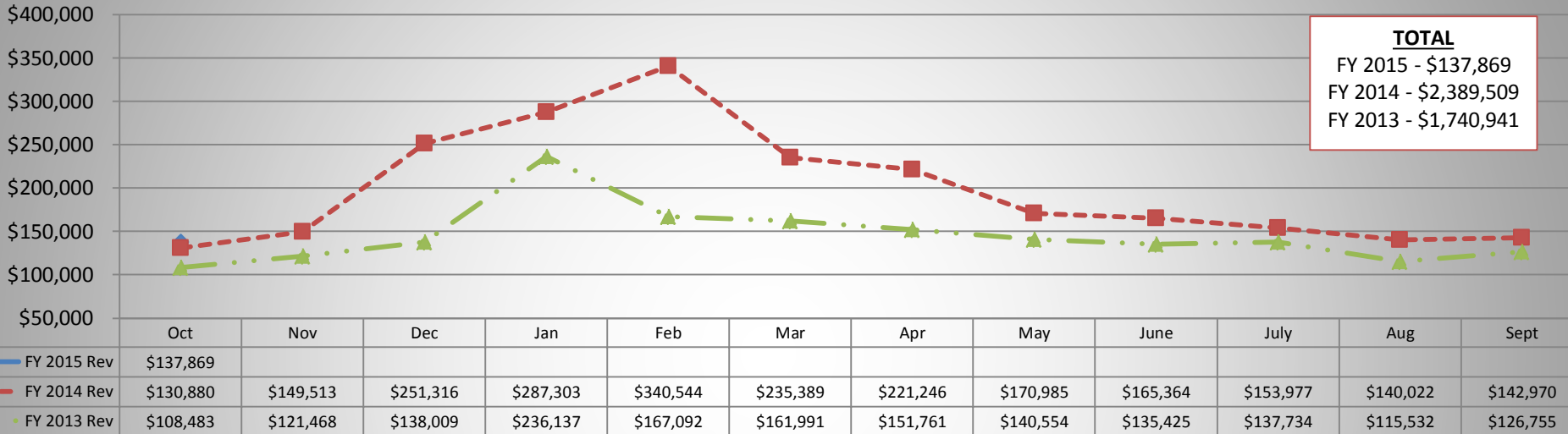


➤ **Expenses in February appear increased due to the debt service principal and interest payments. Expenses in August appear increased due to the debt service interest payments.**

City of Rockport

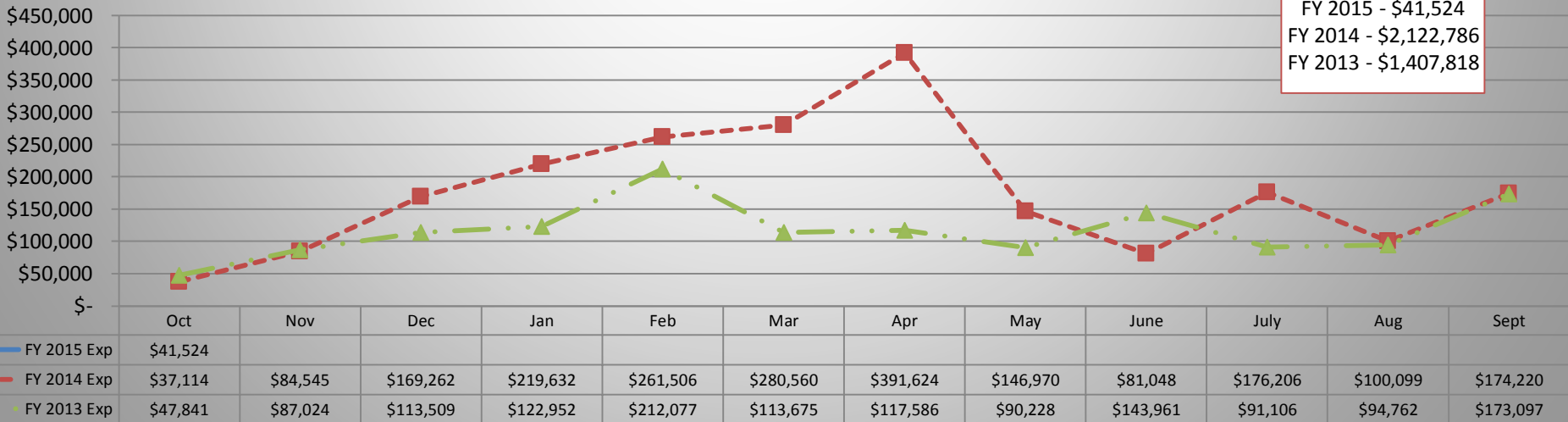
Natural Gas Fund Revenues and Expenditures as of October 31, 2014

Natural Gas Fund Revenues



TOTAL
 FY 2015 - \$137,869
 FY 2014 - \$2,389,509
 FY 2013 - \$1,740,941

Natural Gas Fund Expenditures

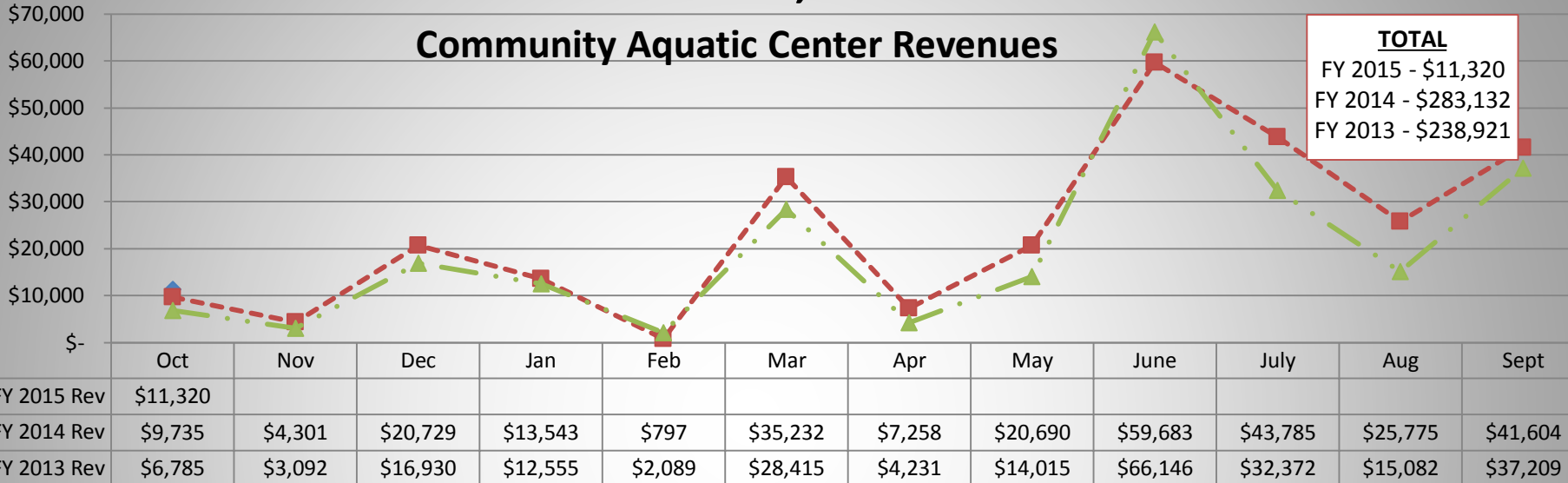


TOTAL
 FY 2015 - \$41,524
 FY 2014 - \$2,122,786
 FY 2013 - \$1,407,818

City of Rockport

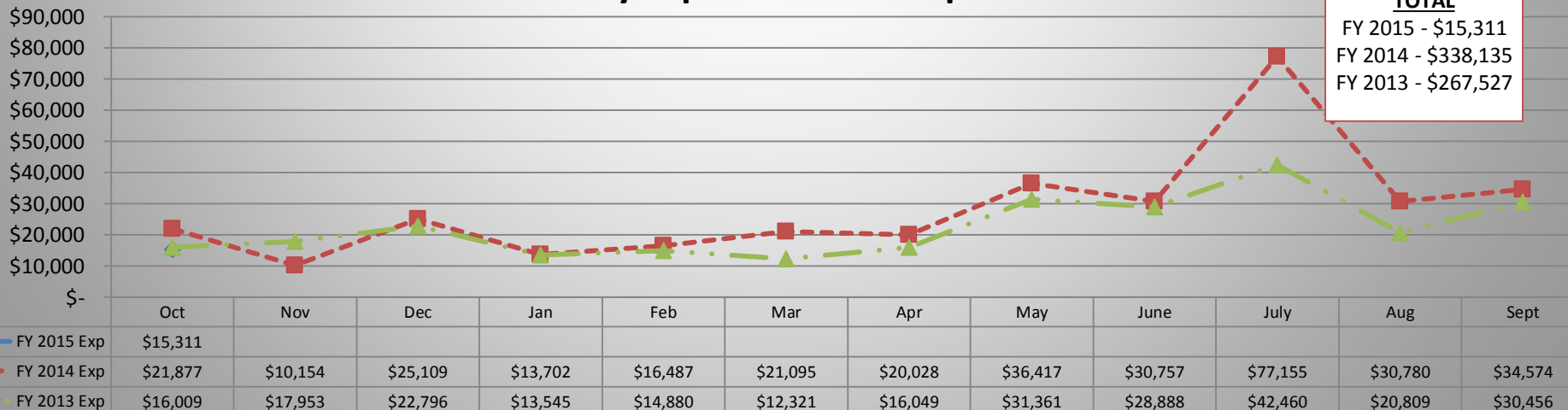
Community Aquatic Center Fund Revenues and Expenditures as of October 31, 2014

Community Aquatic Center Revenues



➤ Aquatic Center revenues are very susceptible to the impact of weather as well as variability in hours of operation required to manage labor costs and meet the requirement to avoid a deficit.

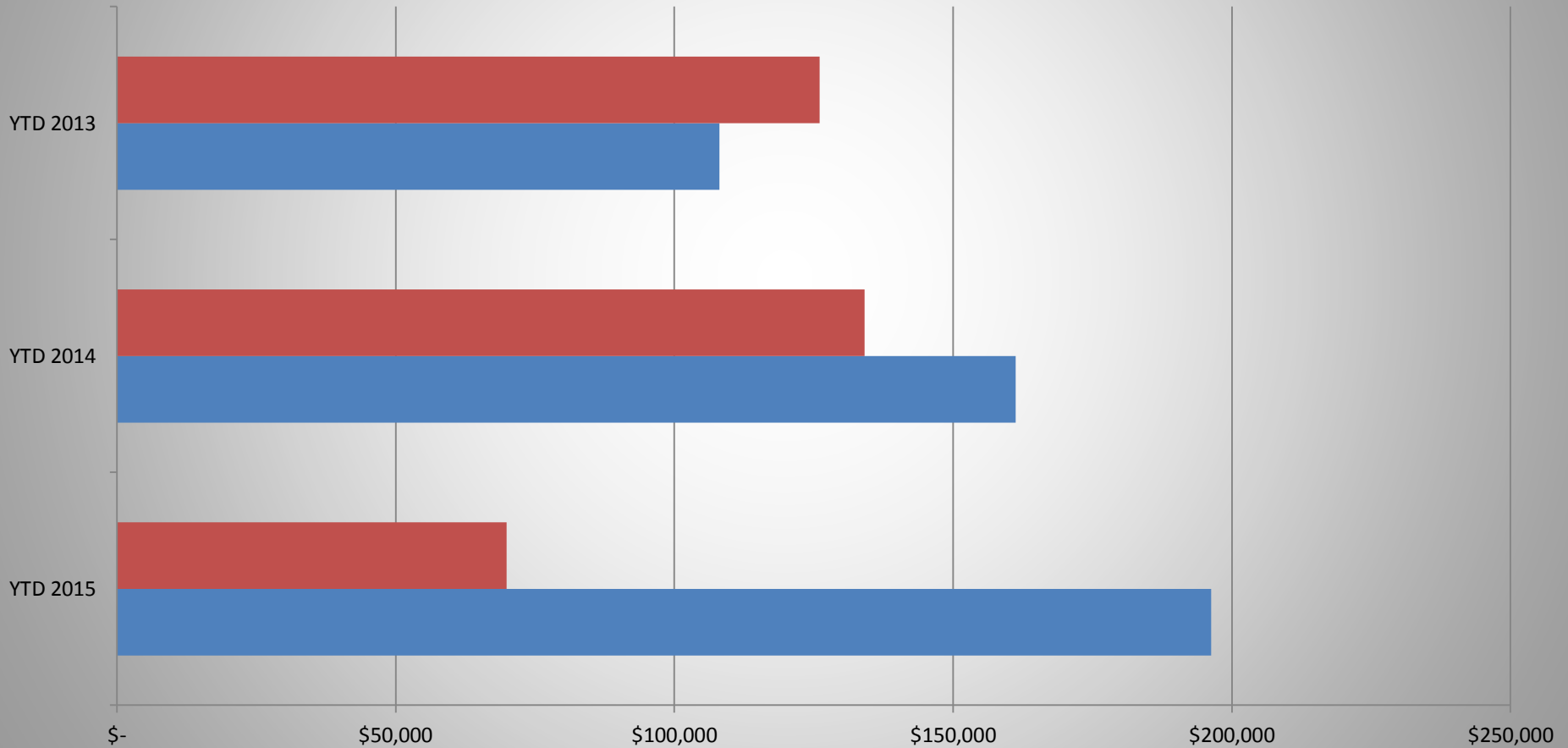
Community Aquatic Center Expenses



City of Rockport

Hotel-Motel Tax Fund Revenues and Expenditures Year to Date as of October 31, 2014

Hotel-Motel Tax Fund YTD Revenues and Expenditures as of October 31st

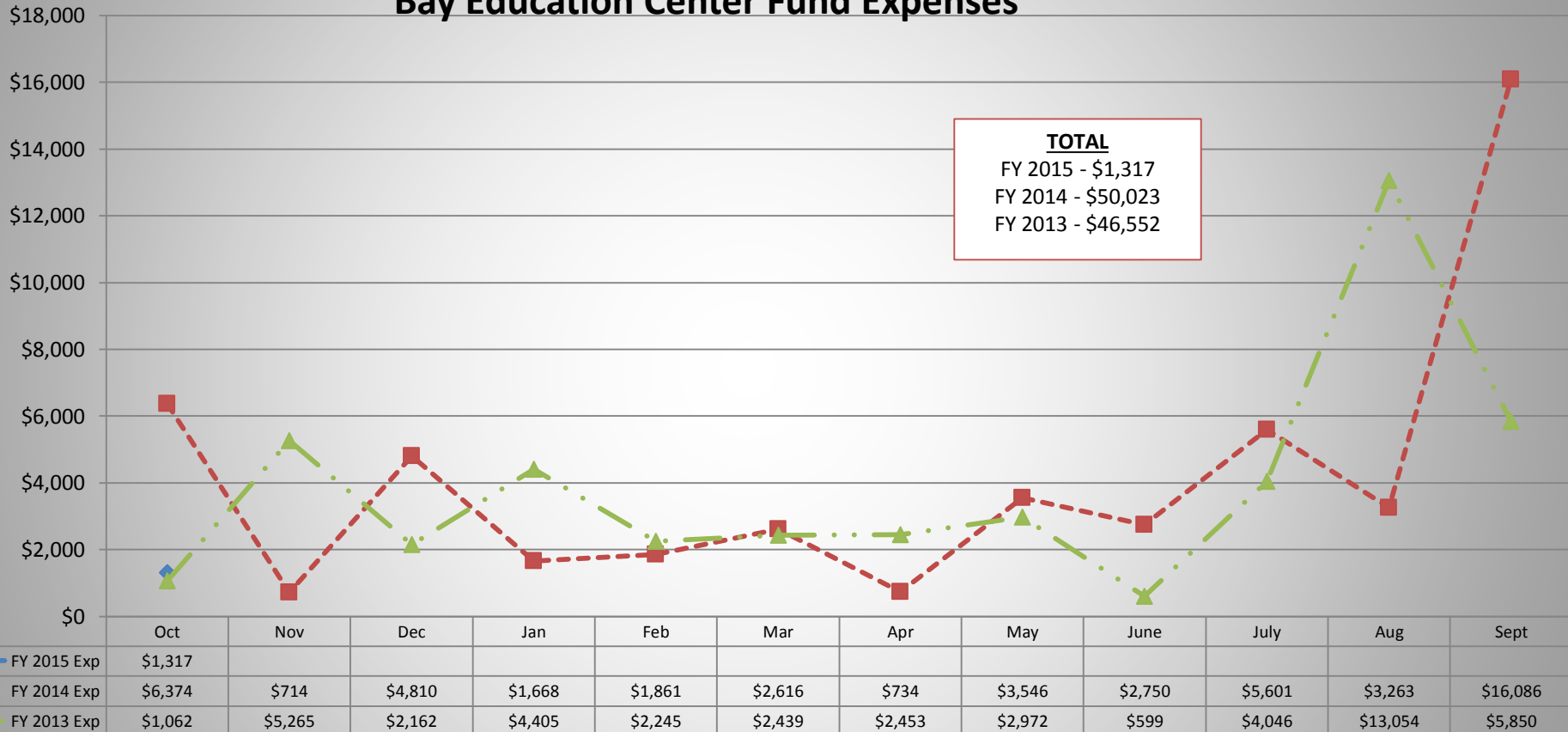


	YTD 2015	YTD 2014	YTD 2013
Expenses	\$69,875	\$134,072	\$126,042
Revenues	\$196,332	\$161,247	\$108,116

City of Rockport

Bay Education Center Fund Expenditures as of October 31, 2014

Bay Education Center Fund Expenses



- Expenditures recognized an increase in August and September due to the timing of annual property insurance payments
- Expenditures increases in November FY 2013 and January FY 2013 were due to contract services to re-stain the concrete outside the BEC and annual lease payment to Aransas County Navigation District.