



# **Monthly Financial Reports**

**For Period Ending  
December 31, 2014**

# City of Rockport

## Summary of Revenues and Expenditures as of December 31, 2014

3rd month in Fiscal year 2014-2015 or 25% completed as of December 31, 2014

- **Current Property Tax collection is above budget at 34.59%**
- **Building Permits are below budget at 22.21%**
- **Interest rates are above budget at 39.13%**
- **Water sales are at 21.35%, Sewer sales are at 22.75%**
- **Natural gas sales are at 23.94%**
- **Bay Education Center expenses are at \$15,443.16 which is 32.31% of total budget.**

### Revenues

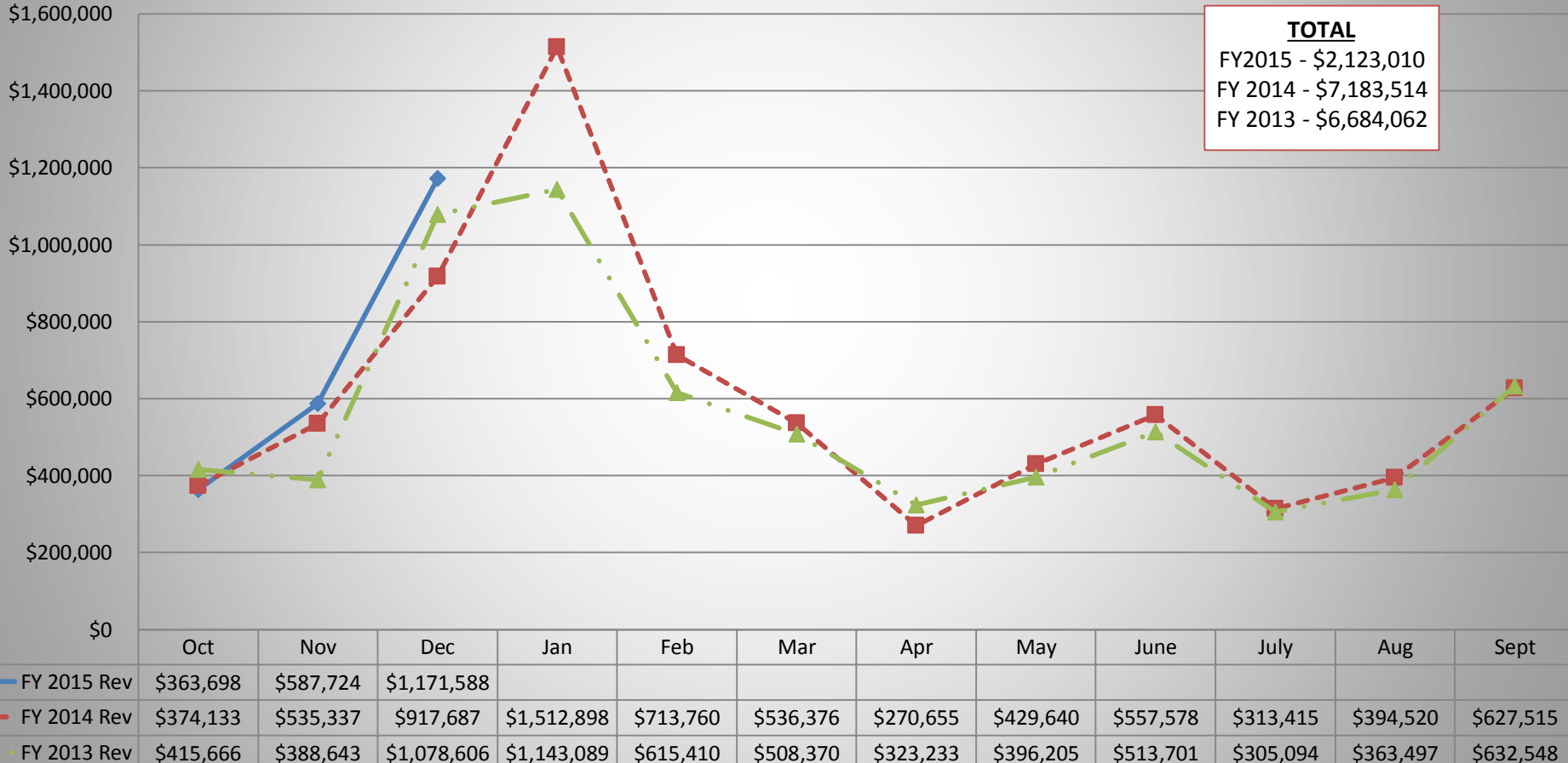
### Expenditures

FUND	FY 2015 Budget	FY 2015 Actual	% of FY 2015 Budget	FY 2015 Budget	FY 2015 Actual	% of FY 2015 Budget
General Fund	\$7,825,045	\$2,123,010	27.13%	\$7,789,136	\$1,944,266	24.96%
Utility Sys. Fund	\$9,776,727	\$2,191,871	22.42%	\$9,917,256	\$1,485,770	14.98%
Natural Gas Fund	\$2,191,334	\$525,724	23.99%	\$2,203,361	\$318,209	14.44%
Community Aquatic Ctr.	\$281,827	\$43,236	15.34%	\$281,827	\$62,705	22.25%
Hotel-Motel Tax Fund	\$695,000	\$289,212	41.61%	\$661,502	\$91,640	13.85%

# City of Rockport

## General Fund Revenues as of December 31, 2014

### General Fund Revenues

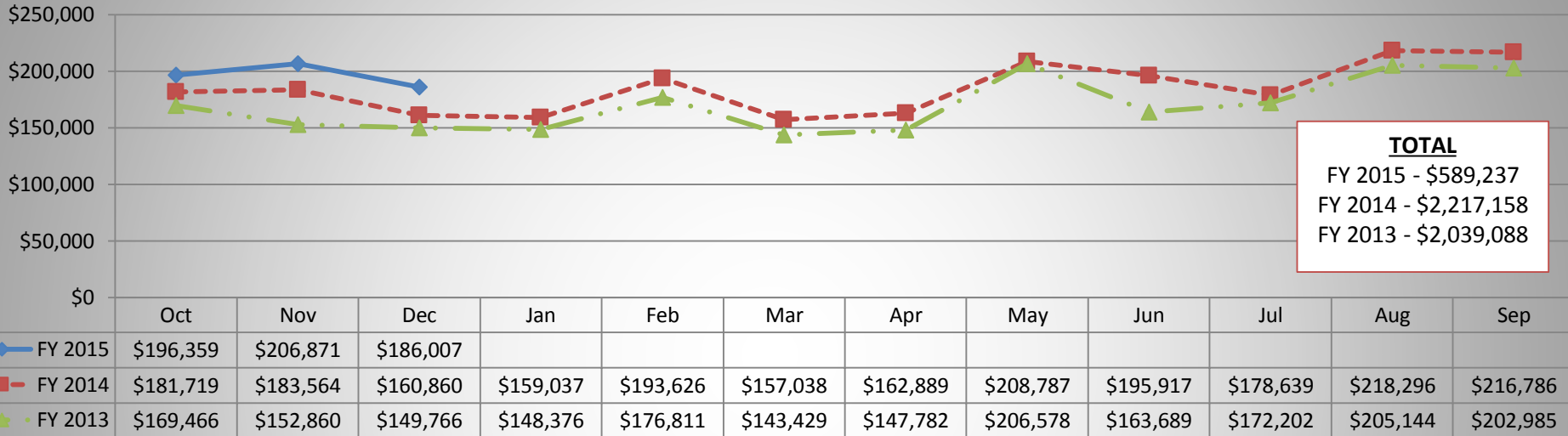


➤ **Revenues will increase in December, January and February due to collection of the Ad Valorem Taxes**

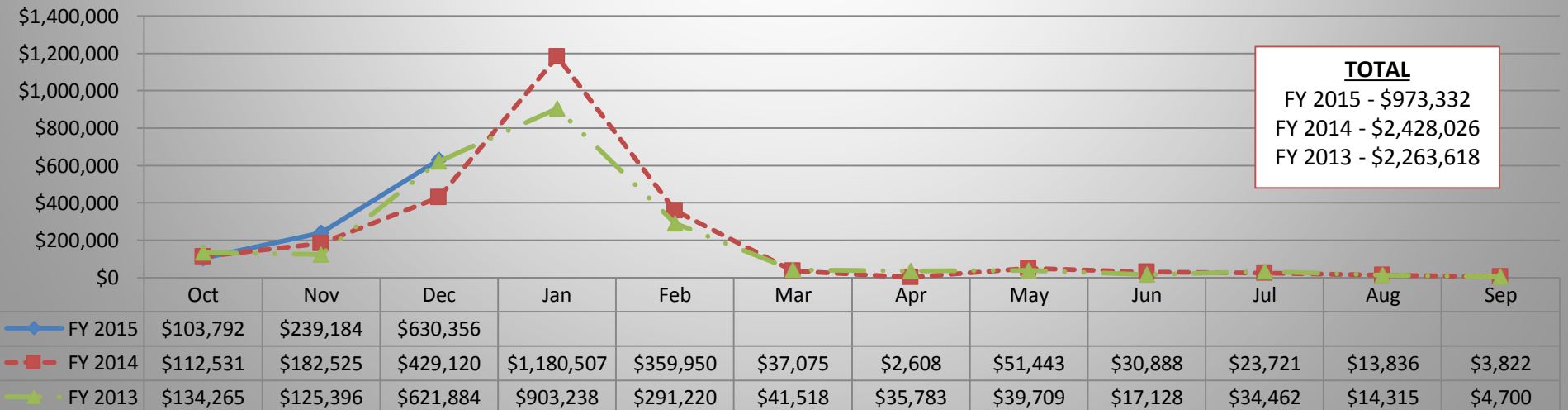
# City of Rockport

## General Fund Revenues as of December 31, 2014

### Sales Tax Revenue

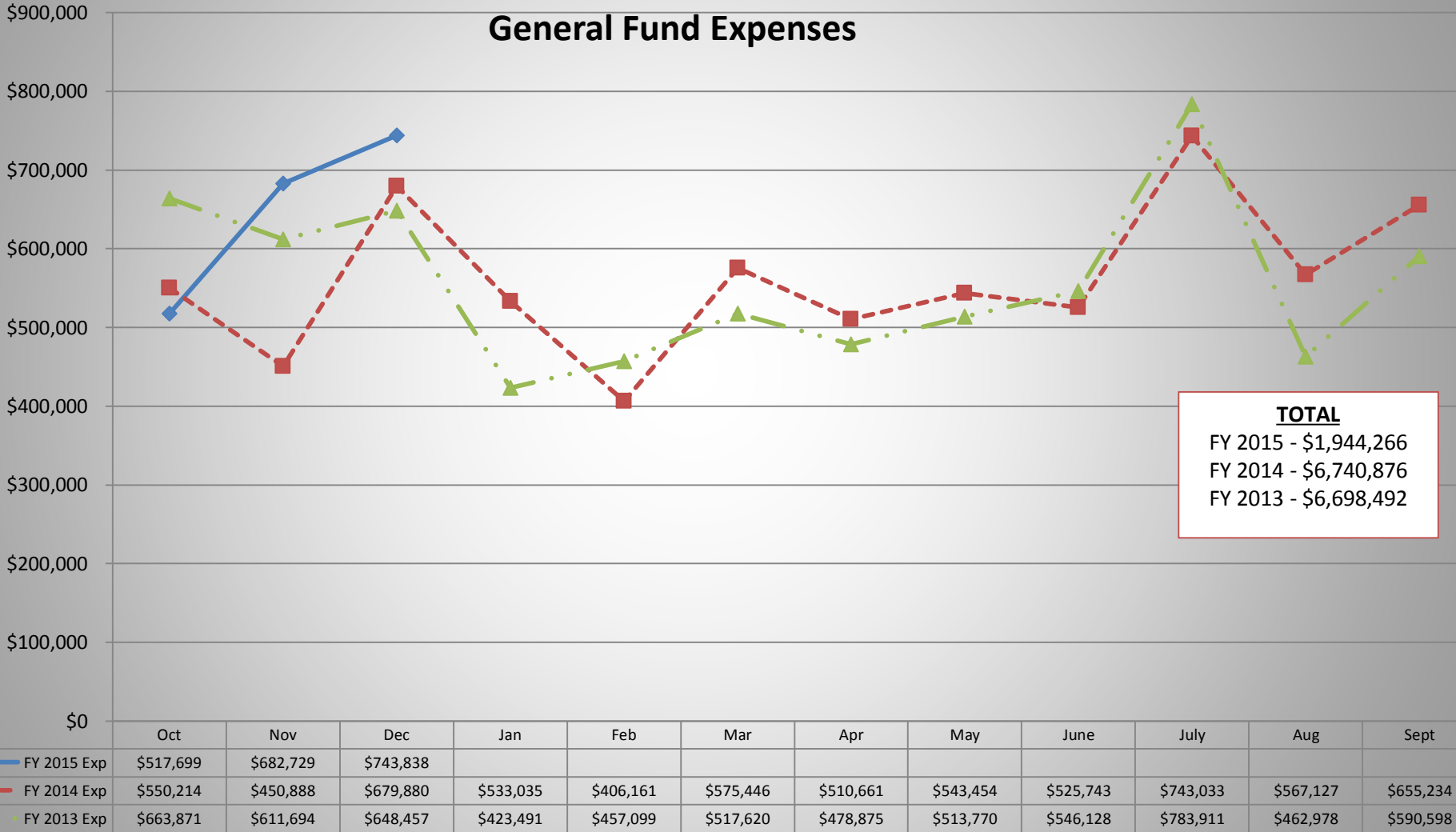


### Ad Valorem Tax Revenue



# City of Rockport

## General Fund Expenditures as of December 31, 2014

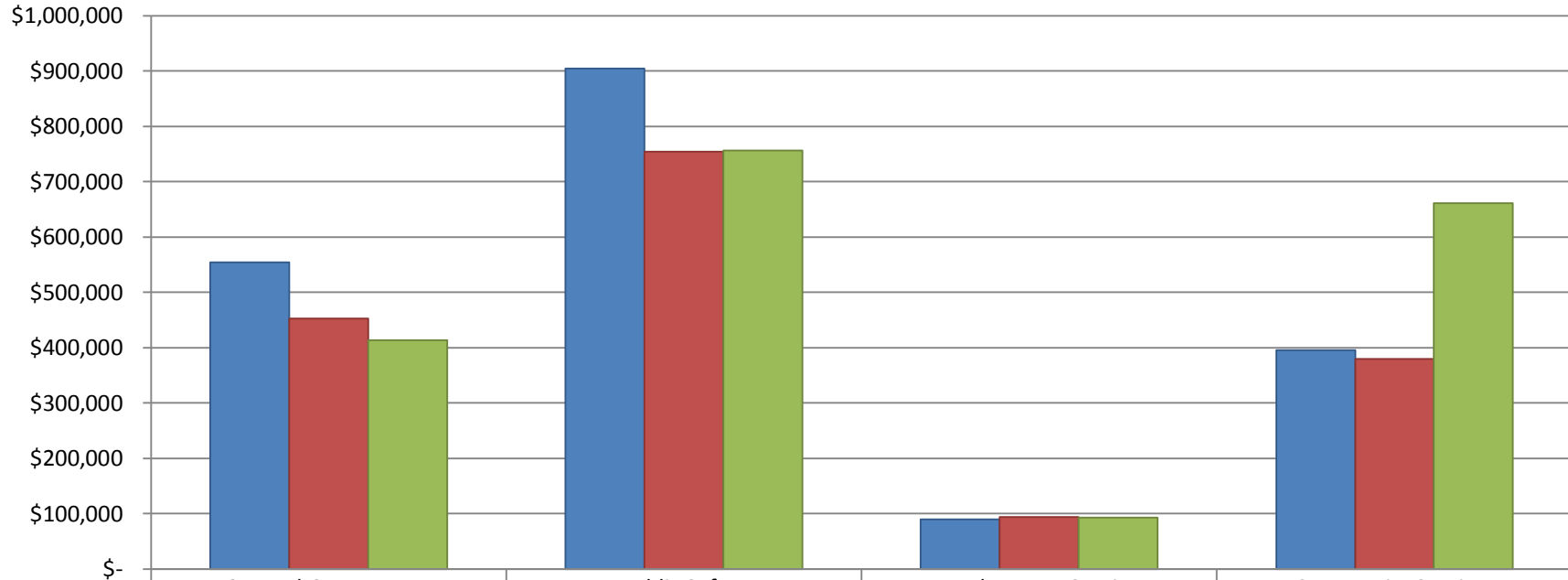


➤ Expenditures in a given month will vary from year to year due to variability of timing of when payment requests are received and paid.

# City of Rockport

## General Fund Expenditures as of December 31, 2014

### General Fund Expenditures Comparison



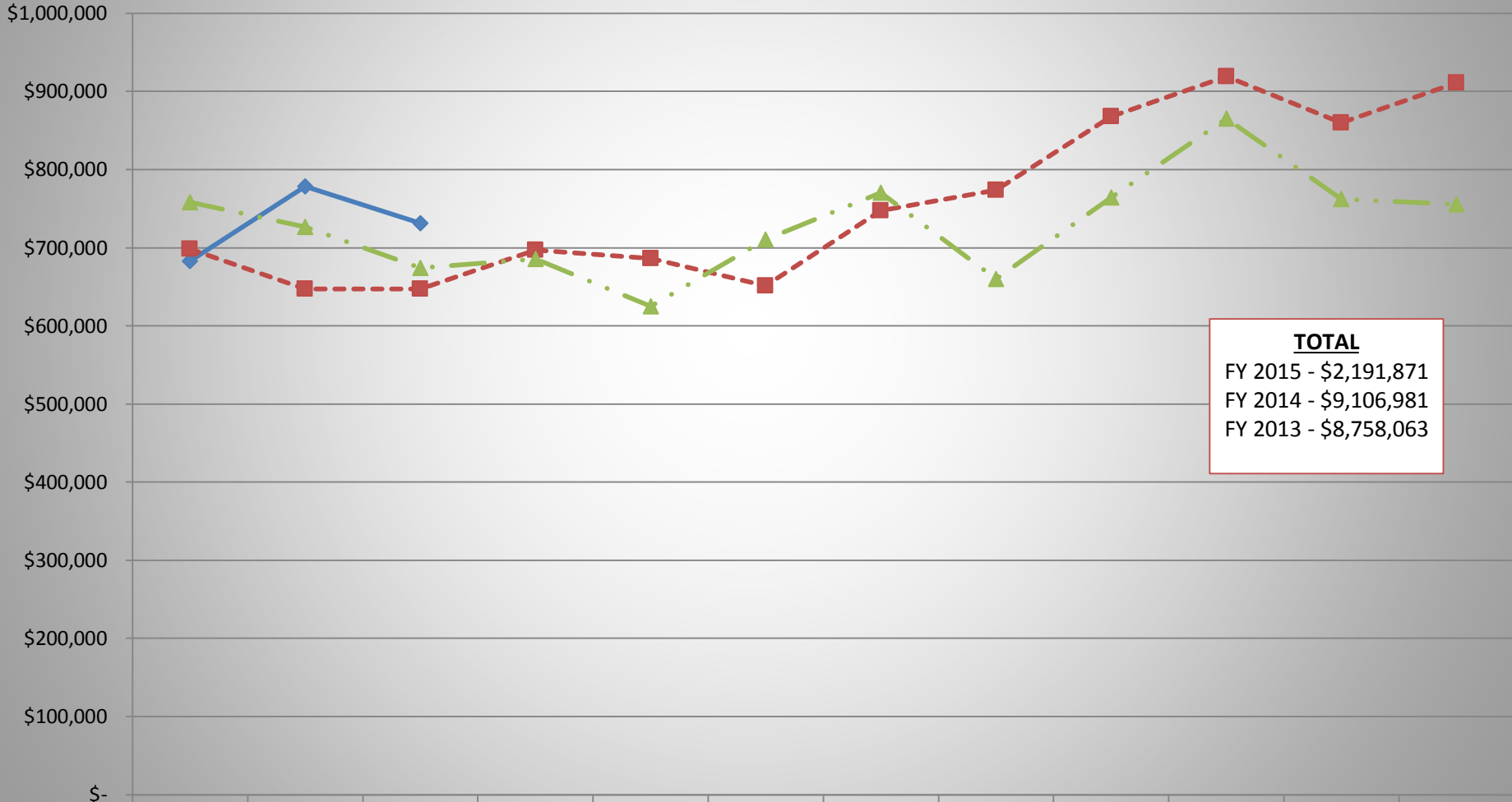
	General Government	Public Safety	Development Services	Community Services
YTD as of Dec. 31, 2014	\$554,052	\$905,092	\$89,981	\$395,142
YTD as of Dec. 31, 2013	\$453,205	\$754,274	\$93,794	\$379,710
YTD as of Dec. 31, 2012	\$414,027	\$756,333	\$92,460	\$661,202

- **General Government** includes Mayor & Council, City Manager, City Secretary, Finance, Information Technology, Building Maintenance and Organizational
- **Public Safety** includes Police Administration, Patrol, CID, and Municipal Court
- **Development Services** includes Building Development, Inspections, and Code Enforcement
- **Community Services** includes Parks and Recreation, and Street Department

# City of Rockport

## Utility System Fund Revenues as of December 31, 2014

### Utility System Fund Revenues



**TOTAL**  
 FY 2015 - \$2,191,871  
 FY 2014 - \$9,106,981  
 FY 2013 - \$8,758,063

	Oct	Nov	Dec	Jan	Feb	Mar	Apr	May	June	July	Aug	Sept
<span style="color: blue;">—◆—</span> FY 2015 Rev	\$682,599	\$778,222	\$731,050									
<span style="color: red;">-■-</span> FY 2014 Rev	\$698,255	\$647,168	\$647,242	\$696,999	\$686,027	\$651,493	\$747,685	\$773,889	\$867,739	\$919,397	\$859,947	\$911,140
<span style="color: green;">-▲-</span> FY 2013 Rev	\$758,438	\$726,791	\$673,869	\$685,862	\$625,127	\$710,349	\$770,306	\$659,703	\$764,226	\$865,514	\$762,417	\$755,461

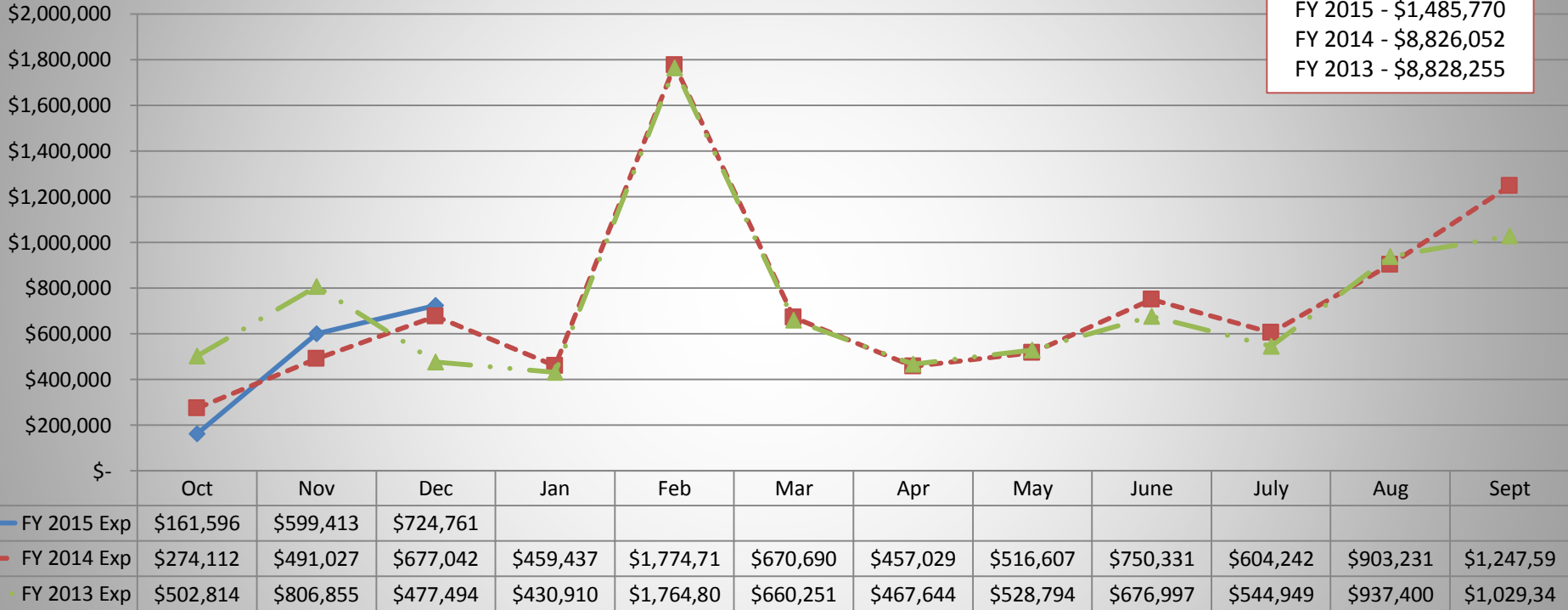


# City of Rockport

## Utility System Fund Expenditures as of December 31, 2014

### Utility System Fund Expenses

<u>TOTAL</u>	
FY 2015	- \$1,485,770
FY 2014	- \$8,826,052
FY 2013	- \$8,828,255



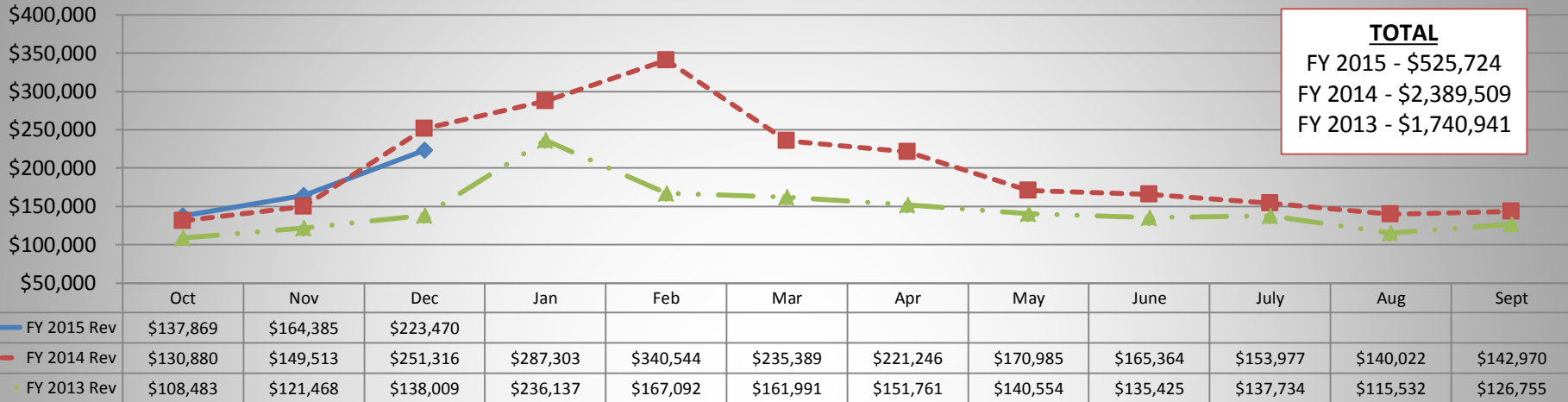
➤ **Expenses in February appear increased due to the debt service principal and interest payments. Expenses in August appear increased due to the debt service interest payments.**



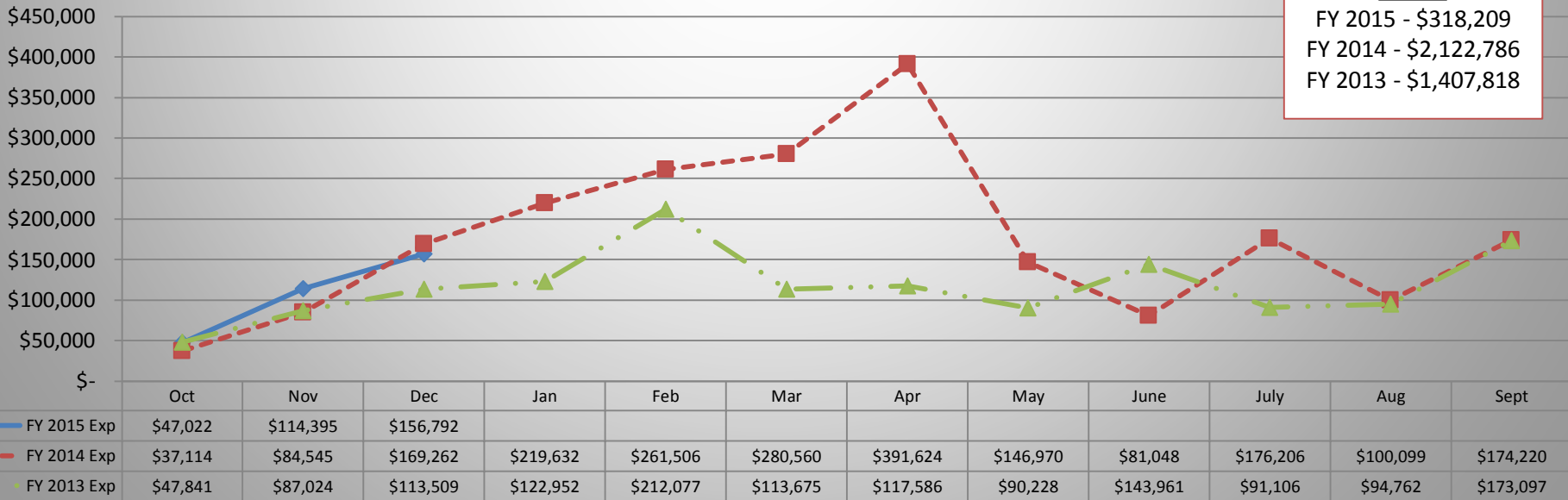
# City of Rockport

## Natural Gas Fund Revenues and Expenditures as of December 31, 2014

### Natural Gas Fund Revenues

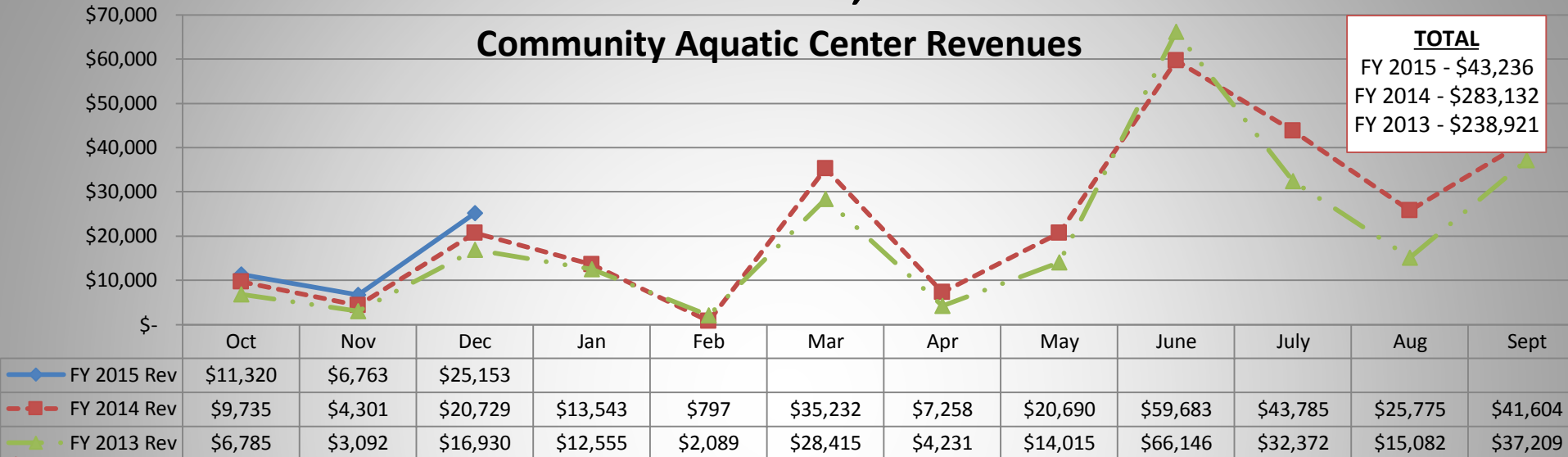


### Natural Gas Fund Expenditures

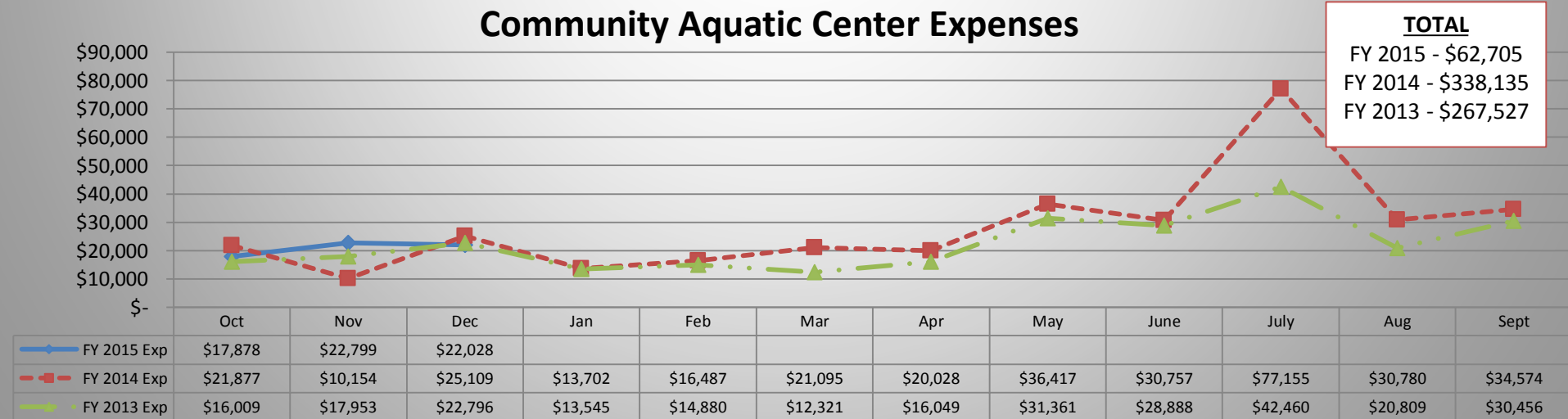


# City of Rockport

## Community Aquatic Center Fund Revenues and Expenditures as of December 31, 2014



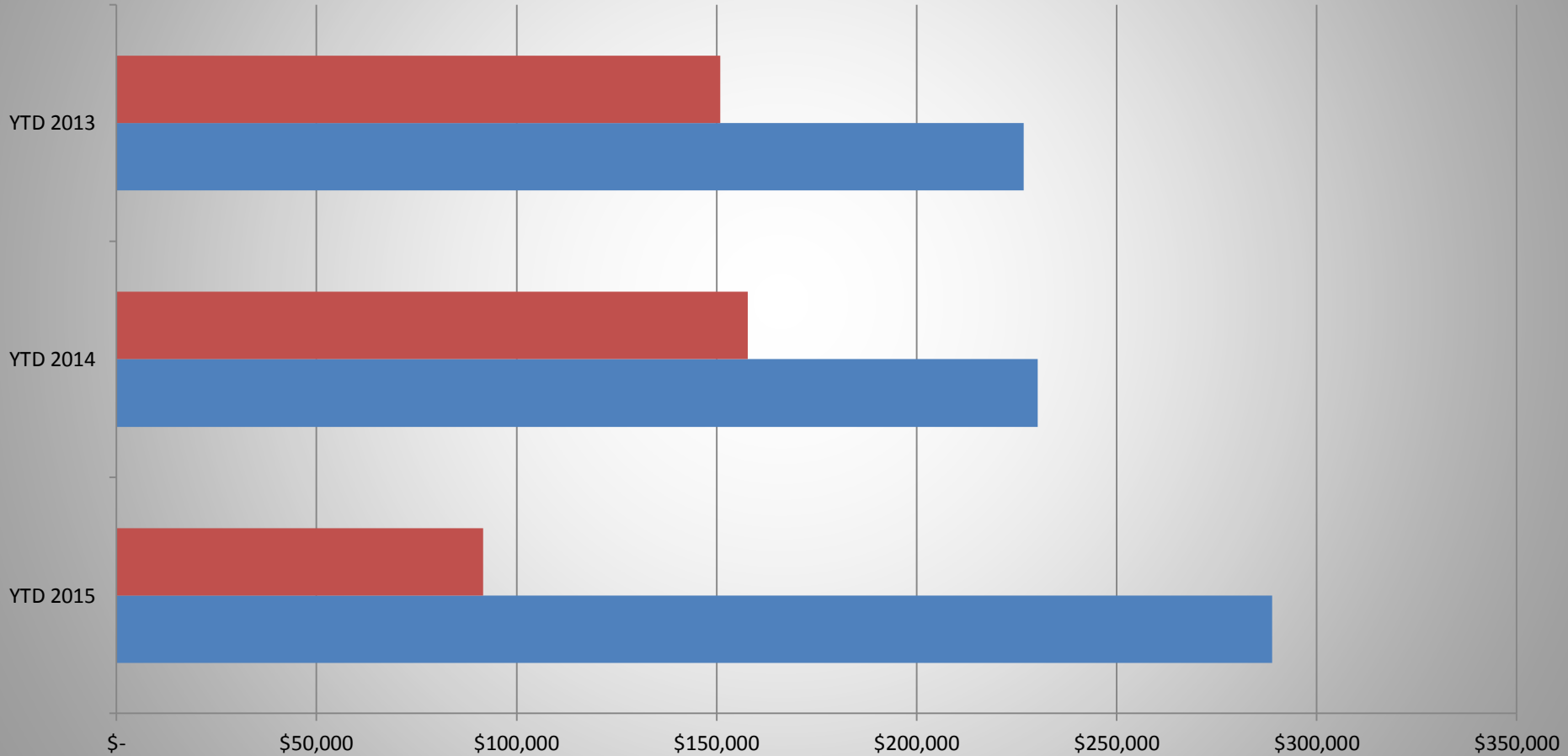
➤ **Aquatic Center revenues are very susceptible to the impact of weather as well as variability in hours of operation required to manage labor costs and meet the requirement to avoid a deficit.**



# City of Rockport

## Hotel-Motel Tax Fund Revenues and Expenditures Year to Date as of December 31, 2014

### Hotel-Motel Tax Fund YTD Revenues and Expenditures as of December 31st

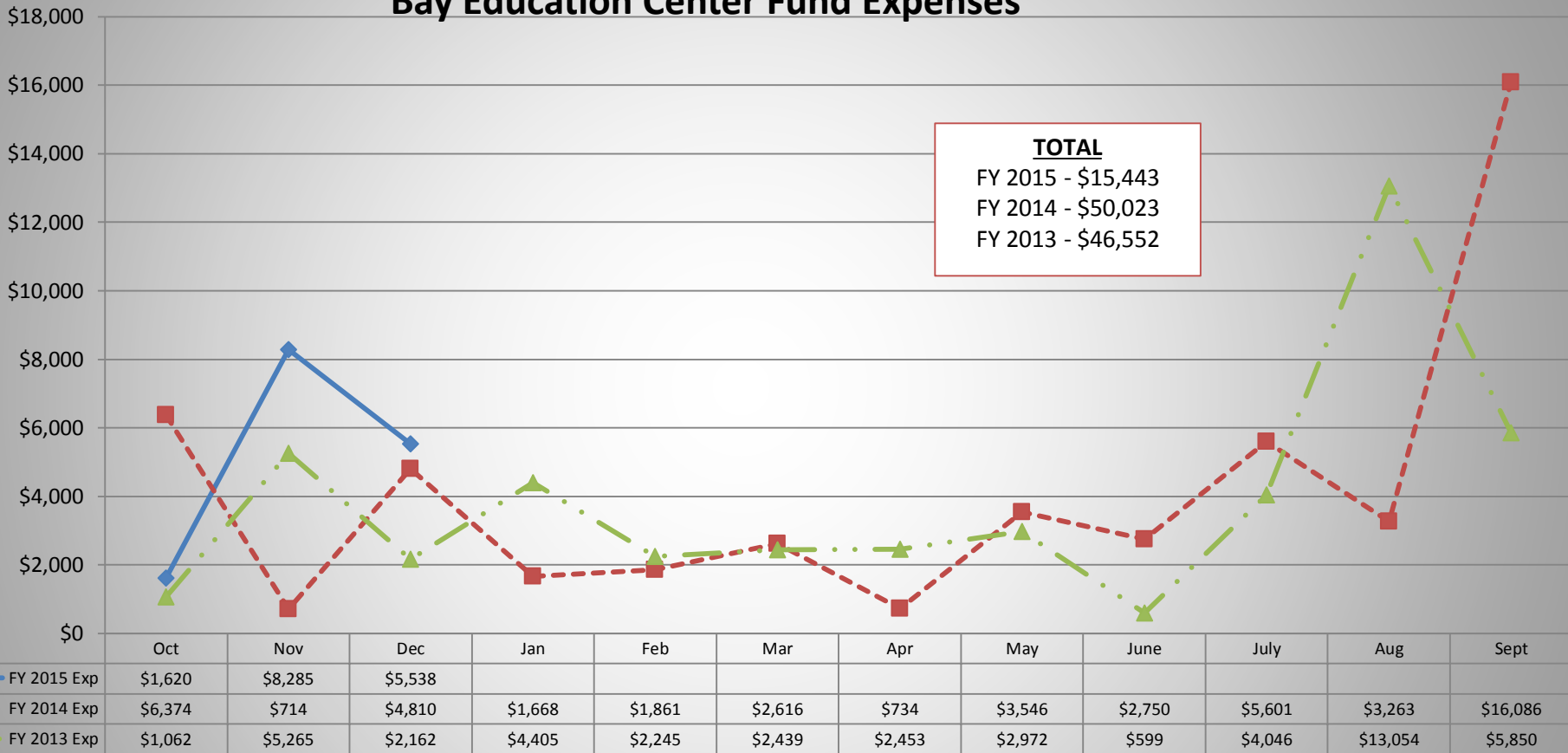


	YTD 2015	YTD 2014	YTD 2013
Expenses	\$91,640	\$157,838	\$150,894
Revenues	\$288,887	\$230,236	\$226,831

# City of Rockport

## Bay Education Center Fund Expenditures as of December 31, 2014

### Bay Education Center Fund Expenses



- Expenditures recognized an increase in August and September due to the timing of annual property insurance payments
- Expenditures increases in November FY 2013 and January FY 2013 were due to contract services to re-stain the concrete outside the BEC and annual lease payment to Aransas County Navigation District.