



Monthly Financial Reports

**For Period Ending
February 28, 2015**

City of Rockport

Summary of Revenues and Expenditures as of February 28, 2015

5th month in Fiscal year 2014-2015 or 42% completed as of February 28, 2015

- **Current Property Tax collection is above budget at 93.42%**
- **Building Permits are above budget at 44.21%**
- **Interest rates are above budget at 43.62%**
- **Water sales are at 35.42%, Sewer sales are at 37.77%**
- **Natural gas sales are at 47.48%**
- **Bay Education Center expenses are at \$21,251.11 which is 44.46% of total budget.**

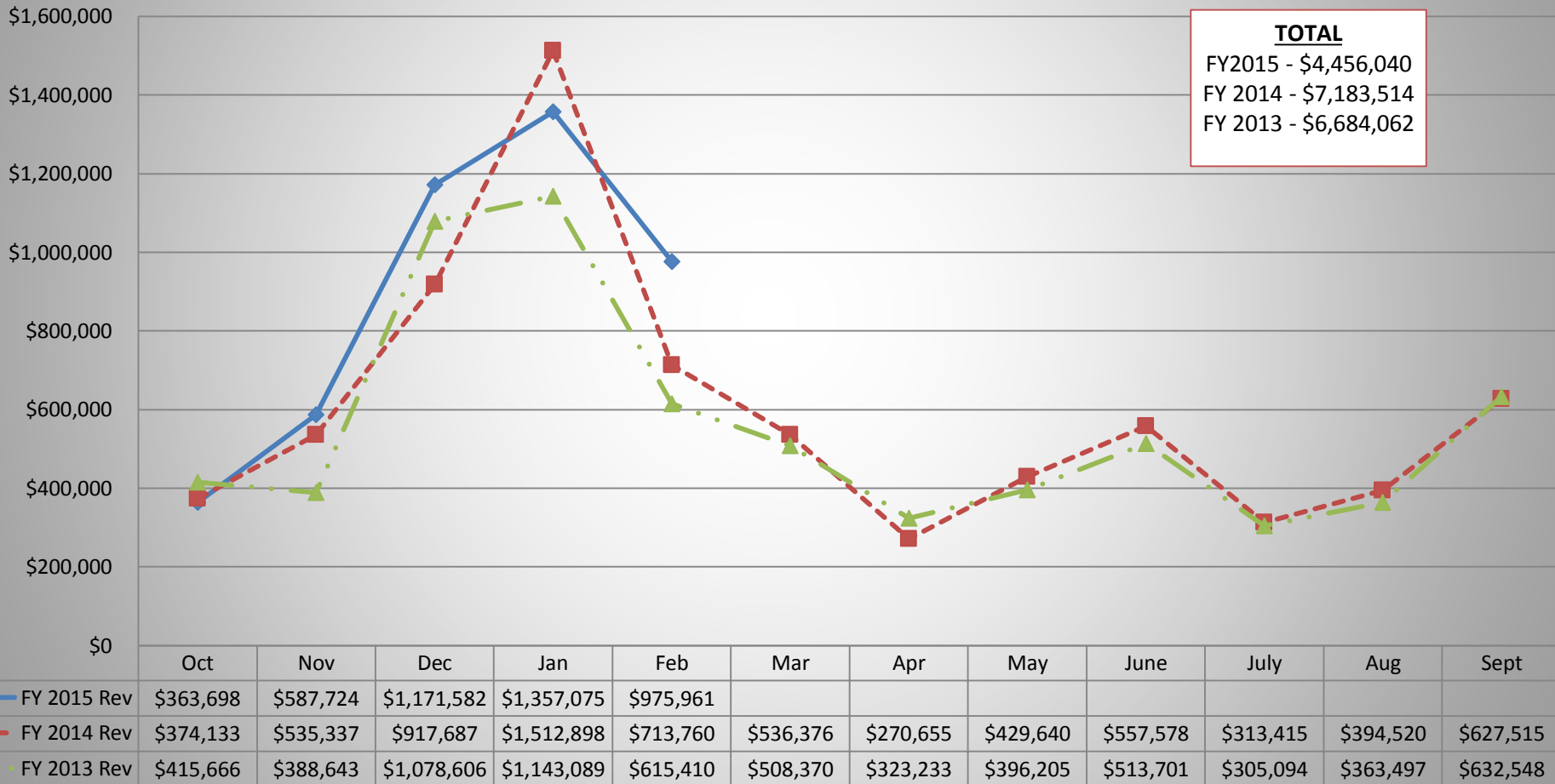
Revenues

Expenditures

FUND	FY 2015 Budget	FY 2015 Actual	% of FY 2015 Budget	FY 2015 Budget	FY 2015 Actual	% of FY 2015 Budget
General Fund	\$7,825,045	\$4,456,040	56.95%	\$7,789,136	\$2,981,222	38.27%
Utility Sys. Fund	\$9,776,727	\$3,608,045	36.90%	\$9,917,256	\$3,832,483	38.64%
Natural Gas Fund	\$2,191,334	\$1,041,890	47.55%	\$2,203,361	\$908,625	41.24%
Community Aquatic Ctr.	\$281,827	\$56,907	20.19%	\$281,827	\$92,725	32.90%
Hotel-Motel Tax Fund	\$695,000	\$405,055	58.28%	\$661,502	\$232,749	35.18%

City of Rockport General Fund Revenues as of February 28, 2015

General Fund Revenues

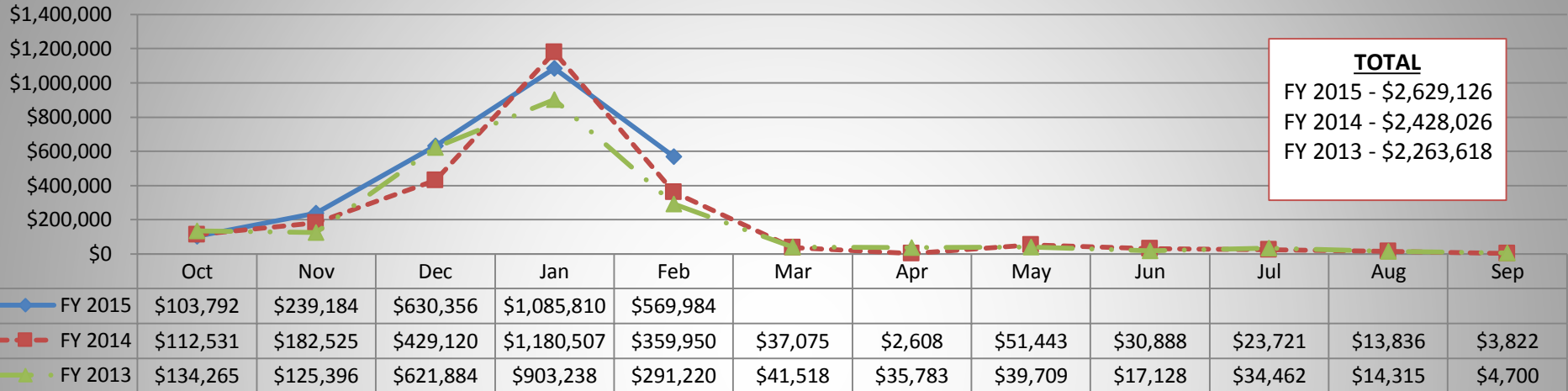


➤ **Revenues will increase in December, January and February due to collection of the Ad Valorem Taxes**

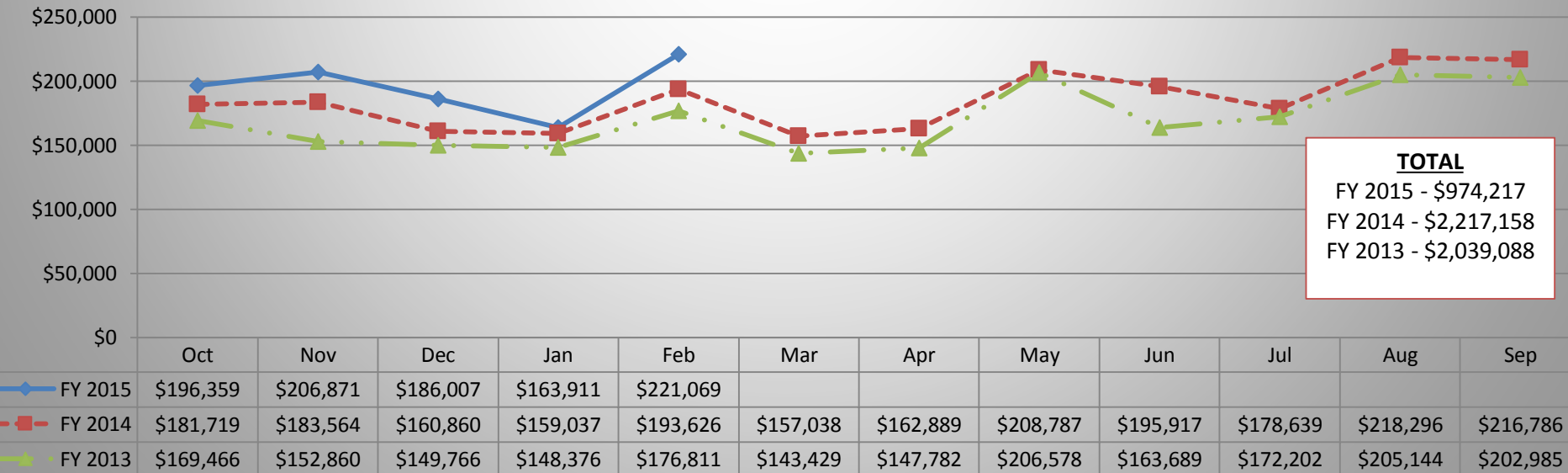
City of Rockport

General Fund Revenues as of February 28, 2015

Ad Valorem Tax Revenue

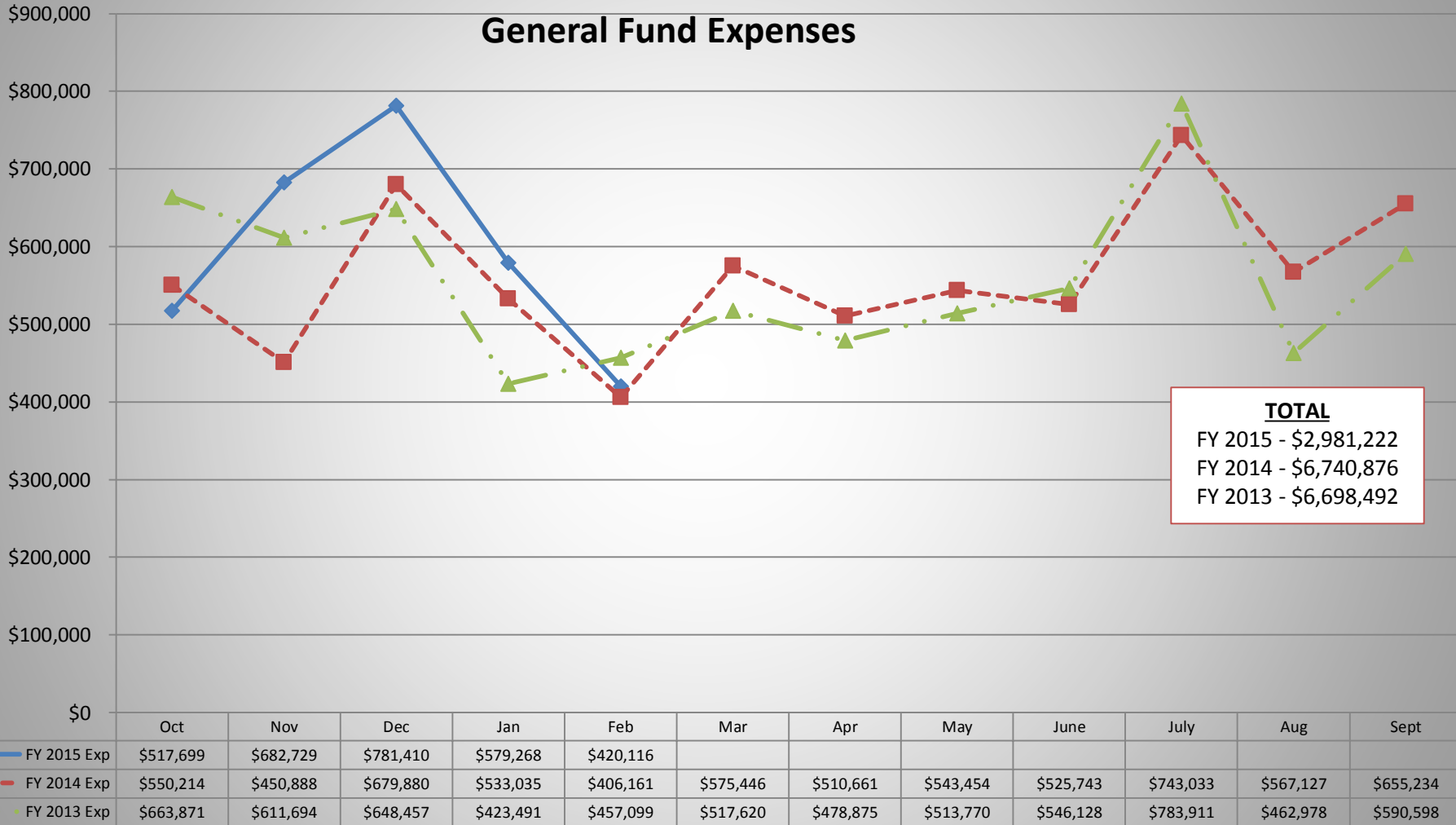


Sales Tax Revenue



City of Rockport

General Fund Expenditures as of February 28, 2015

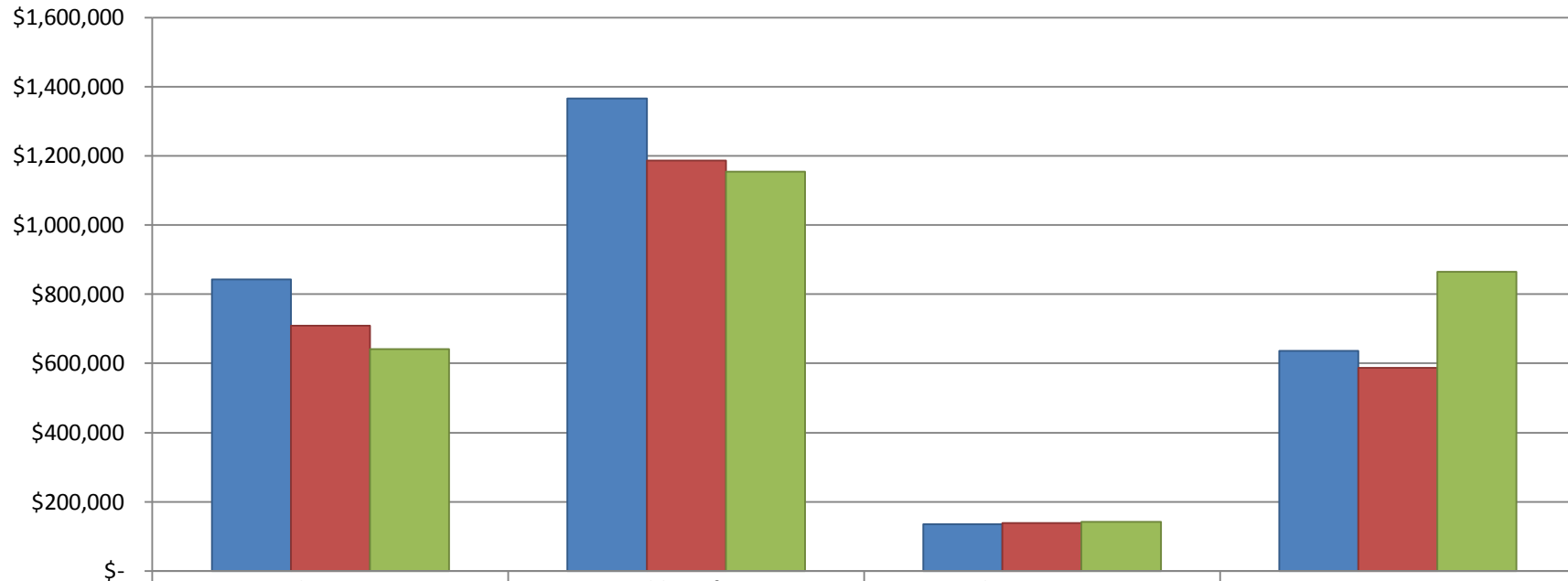


➤ Expenditures in a given month will vary from year to year due to variability of timing of when payment requests are received and paid.

City of Rockport

General Fund Expenditures as of February 28, 2015

General Fund Expenditures Comparison



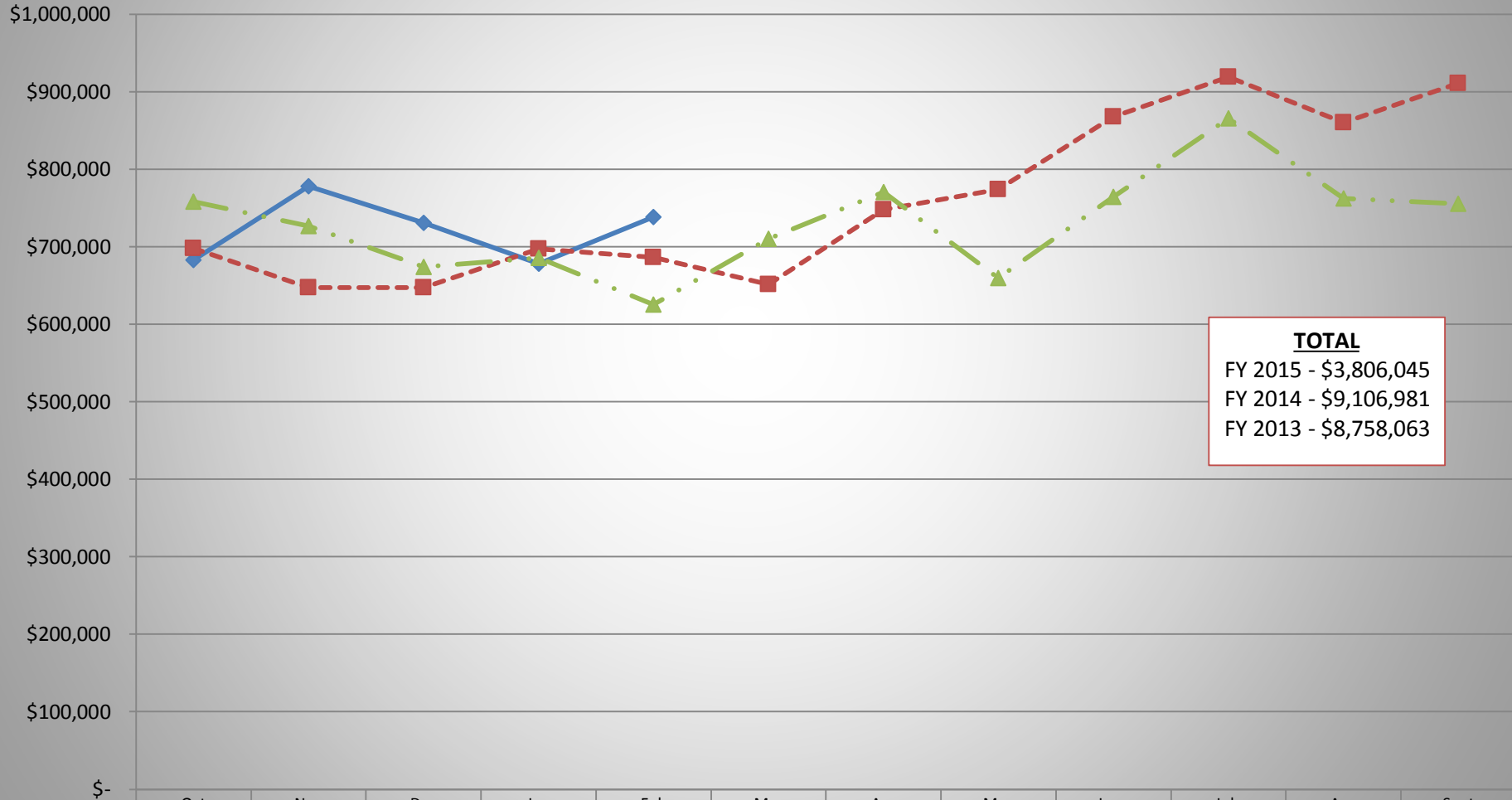
	General Government	Public Safety	Development Services	Community Services
YTD as of Feb. 28, 2015	\$843,245	\$1,365,251	\$135,754	\$636,972
YTD as of Feb. 28, 2014	\$708,319	\$1,185,819	\$138,111	\$587,931
YTD as of Feb. 28, 2013	\$642,122	\$1,154,768	\$142,387	\$865,335

- **General Government** includes Mayor & Council, City Manager, City Secretary, Finance, Information Technology, Building Maintenance and Organizational
- **Public Safety** includes Police Administration, Patrol, CID, and Municipal Court
- **Development Services** includes Building Development, Inspections, and Code Enforcement
- **Community Services** includes Parks and Recreation, and Street Department

City of Rockport

Utility System Fund Revenues as of February 28, 2015

Utility System Fund Revenues



TOTAL
 FY 2015 - \$3,806,045
 FY 2014 - \$9,106,981
 FY 2013 - \$8,758,063

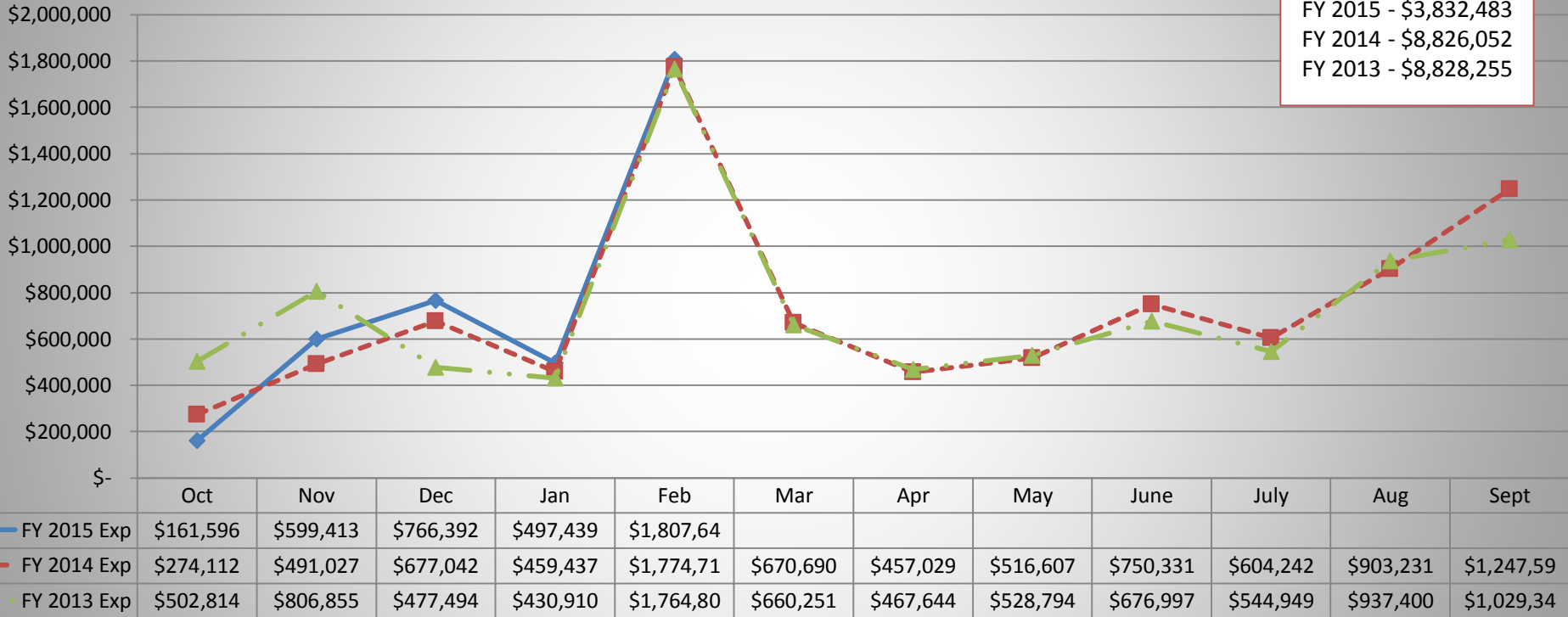
	Oct	Nov	Dec	Jan	Feb	Mar	Apr	May	June	July	Aug	Sept
—◆— FY 2015 Rev	\$682,599	\$778,222	\$731,050	\$677,967	\$738,207							
-■- FY 2014 Rev	\$698,255	\$647,168	\$647,242	\$696,999	\$686,027	\$651,493	\$747,685	\$773,889	\$867,739	\$919,397	\$859,947	\$911,140
-▲- FY 2013 Rev	\$758,438	\$726,791	\$673,869	\$685,862	\$625,127	\$710,349	\$770,306	\$659,703	\$764,226	\$865,514	\$762,417	\$755,461

City of Rockport

Utility System Fund Expenditures as of February 28, 2015

Utility System Fund Expenses

TOTAL
 FY 2015 - \$3,832,483
 FY 2014 - \$8,826,052
 FY 2013 - \$8,828,255

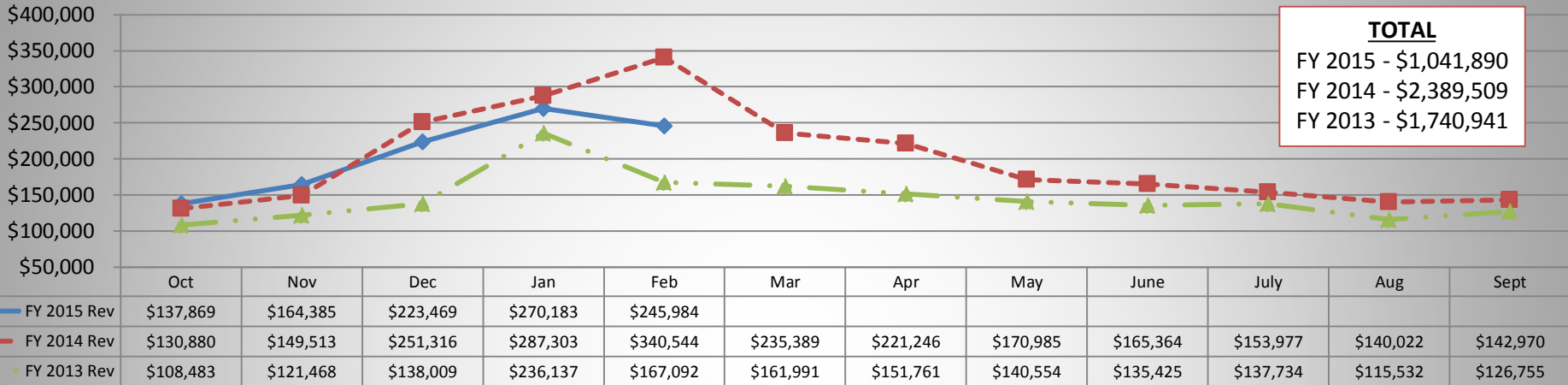


➤ **Expenses in February appear increased due to the debt service principal and interest payments. Expenses in August appear increased due to the debt service interest payments.**

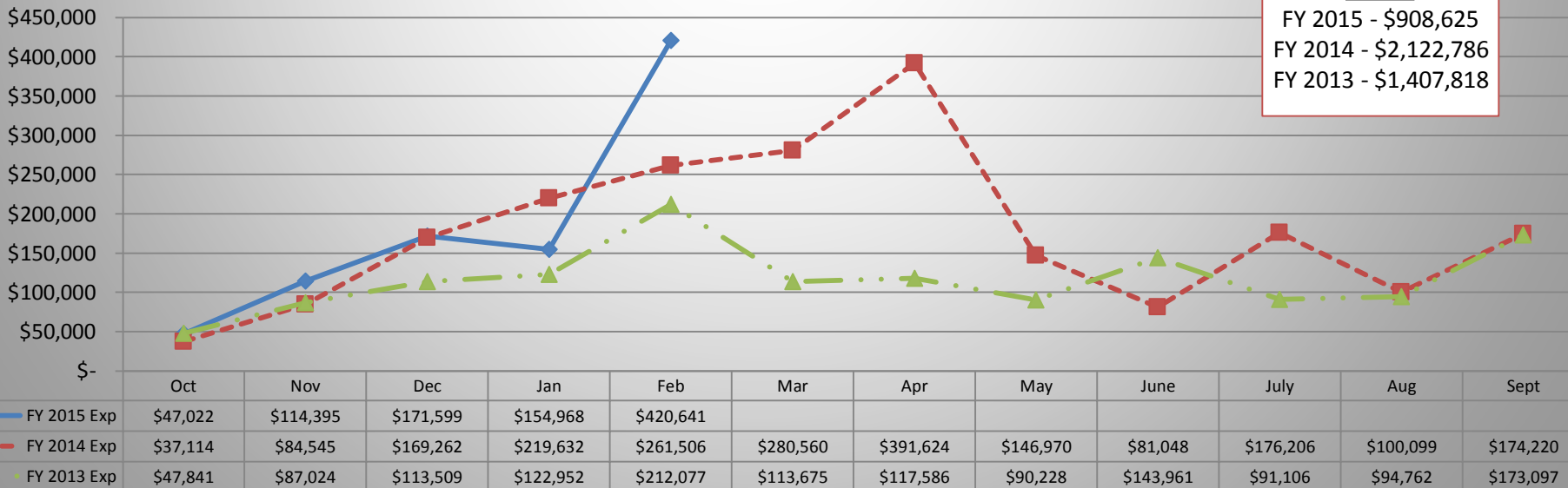
City of Rockport

Natural Gas Fund Revenues and Expenditures as of February 28, 2015

Natural Gas Fund Revenues



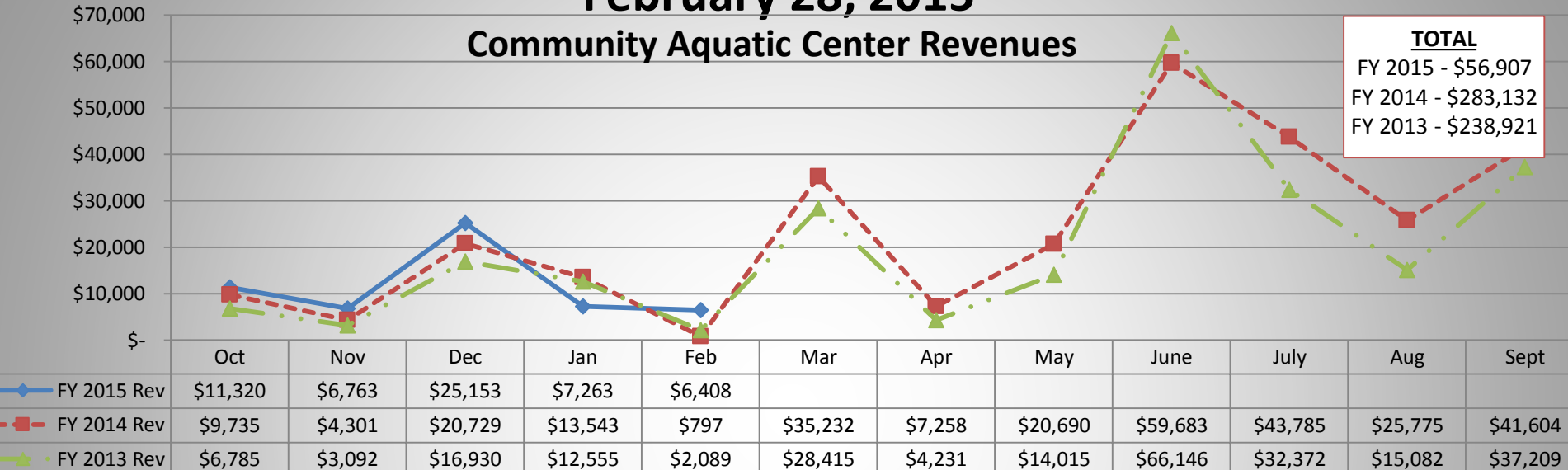
Natural Gas Fund Expenditures



City of Rockport

Community Aquatic Center Fund Revenues and Expenditures as of February 28, 2015

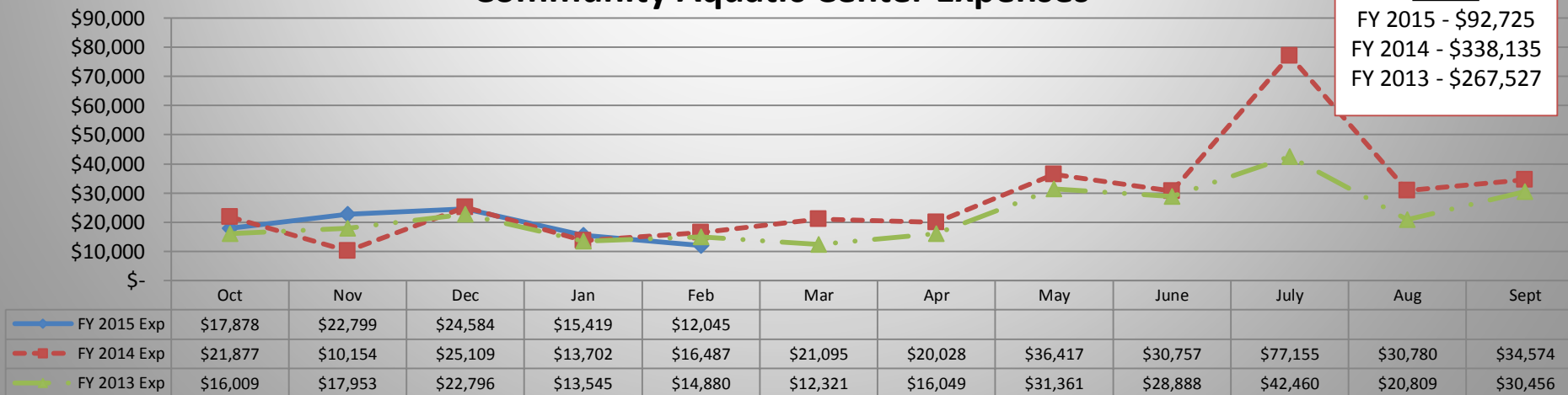
Community Aquatic Center Revenues



TOTAL
 FY 2015 - \$56,907
 FY 2014 - \$283,132
 FY 2013 - \$238,921

➤ Aquatic Center revenues are very susceptible to the impact of weather as well as variability in hours of operation required to manage labor costs and meet the requirement to avoid a deficit.

Community Aquatic Center Expenses

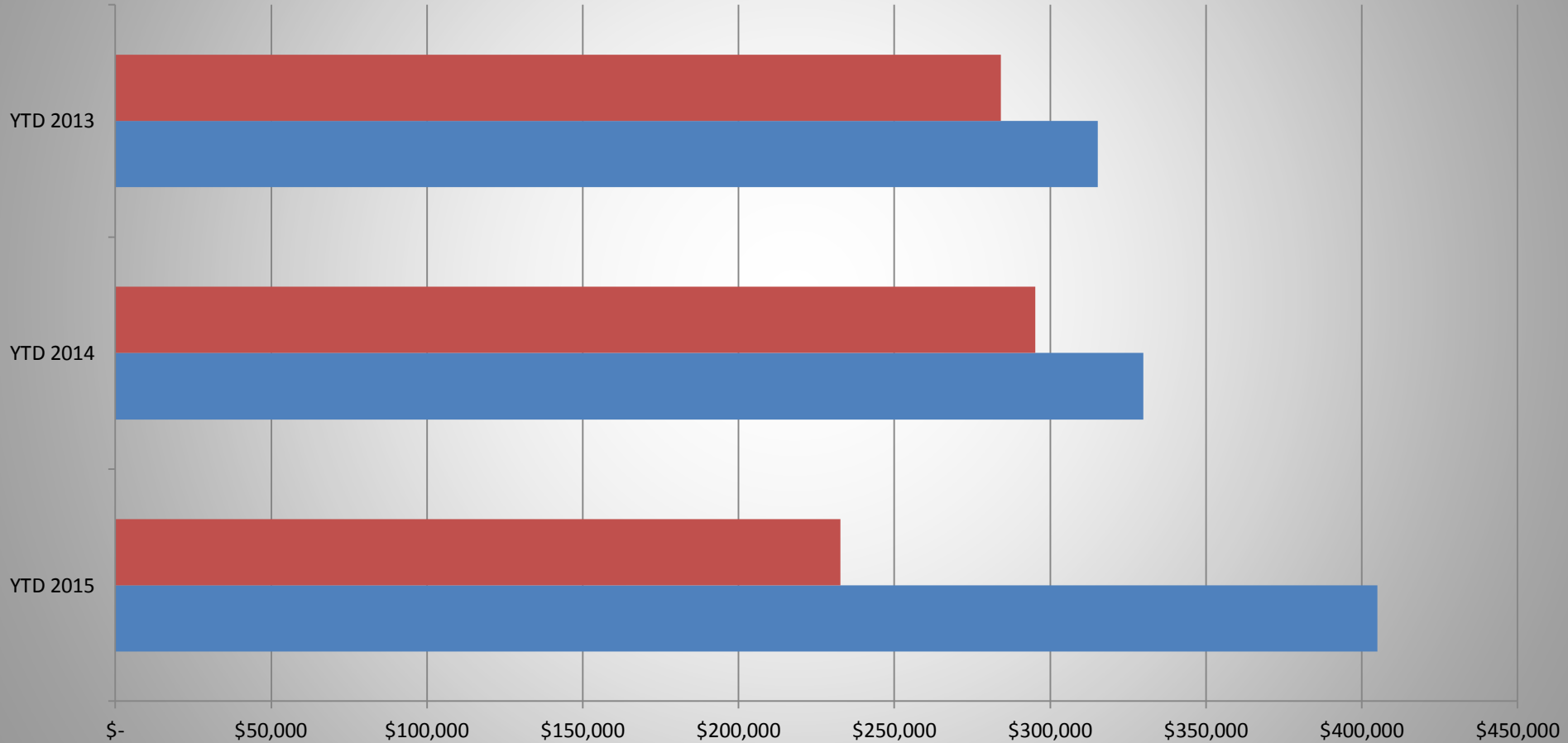


TOTAL
 FY 2015 - \$92,725
 FY 2014 - \$338,135
 FY 2013 - \$267,527

City of Rockport

Hotel-Motel Tax Fund Revenues and Expenditures Year to Date as of February 28, 2015

Hotel-Motel Tax Fund YTD Revenues and Expenditures as of February 28th

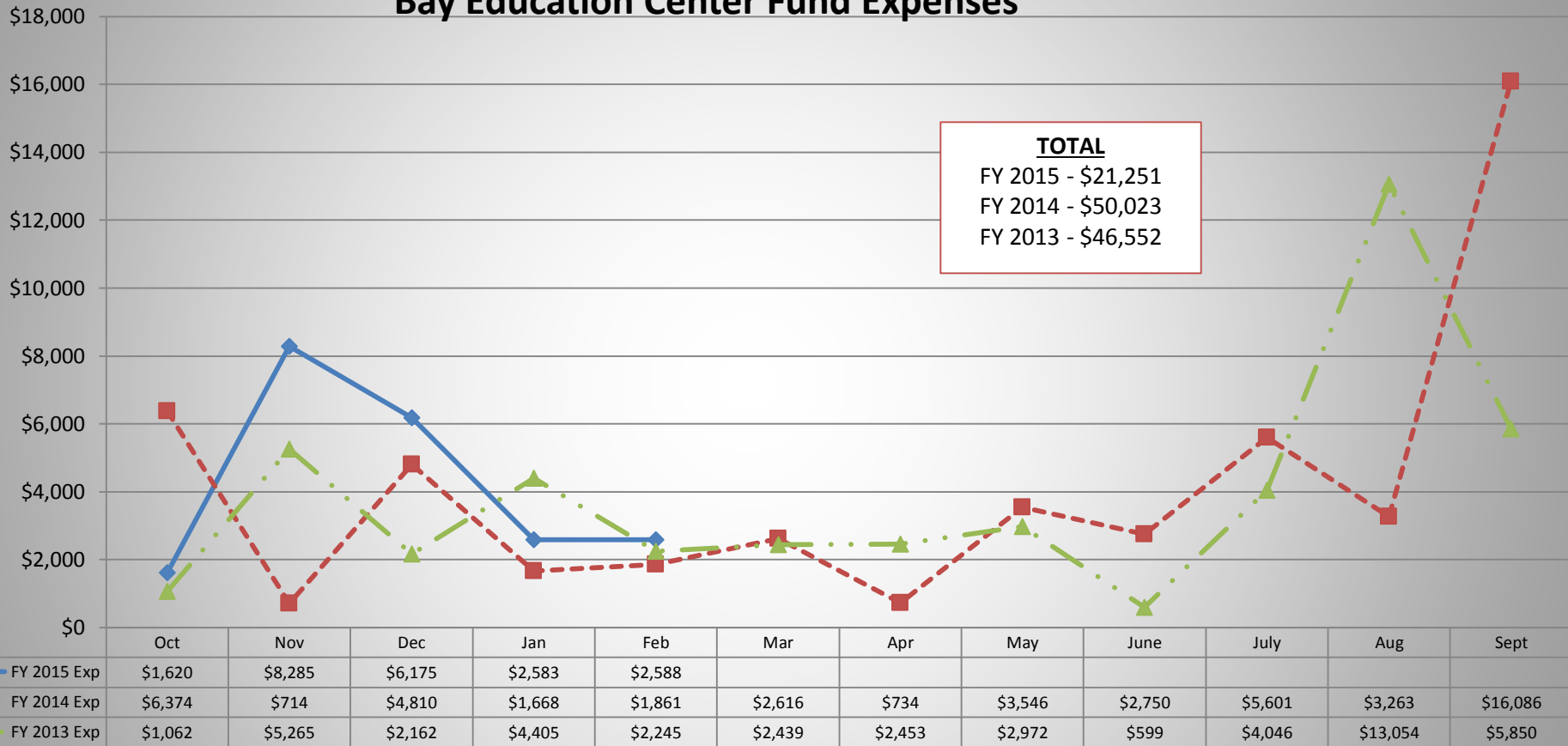


	YTD 2015	YTD 2014	YTD 2013
Expenses	\$232,749	\$295,282	\$284,262
Revenues	\$405,055	\$329,847	\$315,324

City of Rockport

Bay Education Center Fund Expenditures as of February 28, 2015

Bay Education Center Fund Expenses



- Expenditures recognized an increase in August and September due to the timing of annual property insurance payments
- Expenditures increases in November FY 2013 and January FY 2013 were due to contract services to re-stain the concrete outside the BEC and annual lease payment to Aransas County Navigation District.